OUELLET
ELECTRIC HEATING

— THE BRAND —
of professionals



Products Catalog
2024

For the most up-to-date information and prices, please scan the QR code to go to our website.

Non-Standard Models Codification

Required sequence when ordering

Product Number				Options					
ODB	050	0	BL	-	BAI	-	BD	-	1253

Series
OCB
ODB
ODBA
ODI
ODIA
ODL
OFM
OHB
...

Watts	
500	050
750	075
1000	100
1250	125
1500	150
1750	175
2000	200
2250	225
2500	250

Volts	
120	2
208	8
240/208	0
347	7
600	6

Color	
White	BL
Almond	AM
Metallic Silver	AE
Bronze	BZ
Metallic Charcoal	CM
Semi-Gloss Black	NL
Aluminum	AL
Sand	SA

Options
Refer to the complete list of options (place in alpha-numeric order)

Length
Low watt density length and special length

Standard Models Codification

Sequence required when ordering

Product Number			Options		
ODB	100	8	AM	-	TB6

Series
OCB
ODB
ODBA
ODI
ODIA
ODL
OFM
OHB
...

Watts	
500	050
750	075
1000	100
1250	125
1500	150
1750	175
2000	200
2250	225
2500	250

Volts	
120	2
208	8
240/208	0
347	7
600	6

Color	
White	BL
Almond	AM
Metallic Silver	AE
Bronze	BZ
Metallic Charcoal	CM
Semi-Gloss Black	NL
Aluminum	AL
Sand	SA

Options
Refer to the complete list of options (place in alpha-numeric order)

Required sequence when ordering

Product Number					Options			
OCA	040	38	BL	D1	-	3P	-	T2S

Series	Watts	Volts	Color	Mounting Configuration	Options
					Refer to the complete list of options (place in alpha-numeric order)

Table of Contents

OFM	Standard Baseboard Heater	6
ODL	High-End Baseboard Heater	8
OCE	European-Style Convector	10
OCT	Contemporary Convector	12
OCL	Standard Convector	13
ORC	Radiant Cove Heater	15
OPP	Patio Door Baseboard Heater	16
OPPM	Mini Patio Door Baseboard Heater	18
OHY	Convection and Fan Heater	20
OVC	Compact Electronic Fan Heater	21
OVE	European-Style Bathroom Fan Heater	23
OFB	Compact Wall Fan Heater	24
OVS	Residential Wall Fan Heater	25
OVRP	Compact Ceiling Fan Heater	25
OCP	Kickspace Fan Heater	27
OFH	Floor Insert Fan Heater	28
OFE-C	**Comfort** Electric Furnace	29
OFE-A	**Advantage** Electric Furnace	31
OFE-B	First Generation Nortron Electric Furnace	33
OFE-ECM	Energy Efficient Nortron Electric Furnace	35
OSAME115R	ERV - Energy Recovery Air Exchanger with Recirculation	37
OSALE115	ERV - Energy Recovery Air Exchanger	39
OSALE150	ERV - Energy Recovery Air Exchanger	41
OSAME230R	ERV - Energy Recovery Air Exchanger with Recirculation	43
OTP-E	**Eagle** Ductless Single Zone Heat Pump	45
OTP-H	**Harmony** Ductless Single Zone Heat Pump	49
OTP-H-R32	**Harmony R32** Ductless Single Zone Heat Pump	53
OTP-C	**Champagne** Ductless Single Zone Heat Pump	56
OTP-P	**Pacific** Ductless Single Zone Heat Pump	60
OTP-P-R32	**Pacific R32** Ductless Single Zone Heat Pump	64
OTP-O	**Olympia** Ductless Single Zone Heat Pump	67
OTP-O-R32	**Olympia R32** Ductless Single Zone Heat Pump	71
OTP-MZ	**Myriad Plus** Ductless Multizone Heat Pump	74
OTP-MZ-R32	**Myriad Plus R32** Ductless Multizone Heat Pump	78
OTP	Options	83
OTP-F	**Flexx** Central Heat Pump	84
OTP-F-R32	**Flexx R32** Central Heat Pump	88
OTM	Floor Heating Cable on Mat	91
OTR	Floor Heating Cable for Membrane	91
OWF-R	Floor Heating Cable for Installation with Strapping	93
OWC-M	Heating Cable for Concrete on Mat	95
OWC-R	Heating Cable for Concrete in Reel	95
OWS-T	Heating Cable for Snow Melting on Mat	97
ORF-P	120V Preassembled Constant Wattage Heating Cable for Pipes	99
ORF-R	120V Preassembled Constant Wattage Heating Cable for Roof and Gutter De-icing	100
OSR-PI	120V Preassembled Self-Regulating Heating Cable	101
OSR-NA	All Purpose Self-Regulating Heating Cable ELSR-NA	102
OSR-MA	Micro Self-Regulating Heating Cable ELSR-MA	104
OSR-WA	Medium Temperature Self-Regulating Heating Cable ELSR-WA	106
OSR-HA	High Temperature Self-Regulating Heating Cable ELSR-HA	108
OSR	Options and Controls	110
ELK-MI	Mineral Insulated (M.I.) Alloy 825 Cable Assembly	112

Table of Contents

OCF	Patio Infrared Heater	114
DECOR	Architectural Ceramic Glass Patio Infrared Heater	116
ORP	Architectural Radiant Panel	117
OTS	Trench Insert Floor Convector	119
OMP	Mini Aluminum Electric Baseboard Heater	121
OMB	Mini Aluminum Draft Barrier	123
OHB	High Density Aluminum Draft Barrier	126
ODB	Aluminum Draft Barrier	129
ODI	Aluminum Sloped Top Draft Barrier	129
OCB	Heavy-Duty Aluminum Draft Barrier	134
ODBA	Steel Draft Barrier	137
ODIA	Steel Sloped Top Draft Barrier	137
OPR	Heavy-Duty Steel Baseboard Heater	142
OPA	Architectural Cabinet Convector	145
OPI	Architectural Sloped Top Cabinet Convector	145
OLA	High Density Architectural Cabinet Convector	150
OLI	High Density Architectural Sloped Top Cabinet Convector	150
OCA	Cabinet Unit Heater	155
OAWH	Architectural Aluminum Wall Fan Heater	158
OAC	Commercial Wall Fan Heater	161
OACP	Commercial Ceiling Fan Heater	164
ODS	Ceiling Fan Heater	166
ORA-PA15	Drive-Through/ Service Counters Air Curtain	168
ORA-C	**C Range** Commercial Air Curtain	170
ORA-HX	**HX Range** Commercial Air Curtain	172
ORA-EC40	Commercial and Industrial Air Curtain	174
OAE	Economical Unit Heater	177
OCC	Portable Construction Heater	178
OCC-WB	Unit Heater with Bracket	179
OCC-RF	Hard-Wire Unit Heater	180
OKB	Infrared Radiant Heater	181
OAU	Agricultural Wash Down Unit Heater	182
OHV	Commercial Unit Heater	183
OPH	Plenum Rated Unit Heater	185
ODH	Serpentin électrique	187
OAS	Commercial Industrial Suspended Unit Heater	190
OAS-MD	Mine Duty Option	190
OAV	Vertical Unit Heater	193
OWD	Wash Down Unit Heater	195
OHX	Explosion-Proof Unit Heater	197
XB	Explosion-Proof Convection Heater	199
OPXA	Explosion-Proof Sloped Top Convector Heater	201
OSM-AF	**AirForce™** Multi Nozzle High Velocity Hand Dryer	205
OSM-AD	**AirDuo** Hand and Hair Dryer	205
OSM-AT	**AirTempest** Hand Dryer	205
OSM-VD	**VERDEdri™** Slim Profile High Velocity Hand Dryer	206
OSM-SD	**SMARTdri™ Plus** Versatile Hand Dryer	206
XCE	**Xlerator** High Velocity Hand Dryer	207

Table of Contents

GT130	Smart Gateway	208
OTH4000-ZB	Smart Thermostat - Zigbee	208
OTH3600-GA-V2	Non Programmable Electronic Thermostat for Floor Heating System	209
OTH3600P-GA	Programmable Electronic Thermostat for Floor Heating System	209
OTH3600-GA-ZB	Smart Thermostat - Zigbee for Floor Heating System	210
TH1310WF	Smart Thermostat - Wi-Fi for Floor Heating System	210
TR1310	Slave Unit for Floor Heating System	210
OTH3000	Non Programmable Electronic Thermostats	211
OTH4000		
OTH300P	Programmable Electronic Thermostats	211
OTH4000P		
OTH5007	347V Non Programmable Electronic Thermostat	211
OTH24-V2	Low Voltage Non Programmable Electronic Thermostat (2 outputs)	212
OTH24-AFR	Low Voltage Programmable Electronic Thermostat (2 outputs)	212

Electronic Thermostats	213
Mechanical Thermostats	213
Low Voltage Relays	214
Universal Guards	214
Other Products Available	215
Merchandise Returns	215
Spare Parts	215
Important Notice	215
Color Chart	216
Wall Thermostats Reference Chart	217
Electric Current Table	218
Cross Reference Chart	219
Warranty	220

OFM Standard Baseboard Heater

1, 2


3

4

5

6


7

8

Features

Color
- Standard: white, almond.
- Optional (upcharge applicable): metallic silver, bronze, metallic charcoal, aluminum, semi-gloss black, sand.
- Custom colors available upon request.

Finish
- Standard: epoxy/polyester powder paint.
- May be repainted with any interior paint.

Voltage
- 120V, 208V, 240/208V, 277V, 347V, 480V, 600V, 1-phase.

Construction
- 20-gauge steel connection box.
- 22-gauge steel body.
- 20-gauge steel front panel.
- Rounded upper corners.
- Linear high-limit temperature control with automatic reset. 1

Heating element
- Stainless steel tubular heating element with aluminum fins. 2
- Floating heating element on high-temperature nylon bushings reducing expansion noises. 3

Watt density
- Average standard watt density of 275W/ft.
- Average low watt density of 200W/ft.

Control
- Built-in mechanical thermostat kit can be installed at either end.
- Baseboard section with built-in electronic thermostat can be installed at left end only (240V only). 4
- Built-in electronic thermostat installed in the right-hand junction box only. Only compatible with devices manufactured after 14-10-2019. 5
- Built-in relay kit fits in the right end box only.
- A compartment for low voltage connections (located directly under the junction box) facilitates the installation of low voltage relay in electric baseboard.

Ouellet highly recommends the use of an electronic wall thermostat for greater comfort.

Installation
- Installation directly on the floor.
- Connection box at both ends of the heater. 6
- Single-screw built-in wire holder. 7
- Optional kit for installing an AC90 type electrical cable (BX). 8
- Raceway for ease of installation.
- Two rows of mounting holes spaced on 1 in. (25.4 mm) intervals for ease of installation.
- Variety of accessories available for wall-to-wall installation.

Warranty
- 5-year warranty against defects.
- Heating element has a lifetime warranty for the initial end user.

Application
- Kitchen, living room, family room, bedroom, bay window, basement.

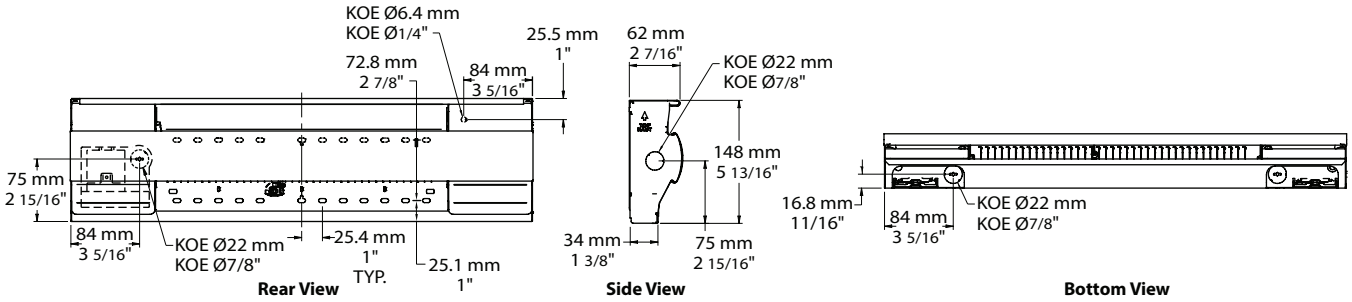

OFM

Average Standard Watt Density Models 275W/ft.

Watts	Watts 240/208V	Product # 120V	Price	208V	240/208V	Price	347V	600V	Price	Length in.	Length mm	Weight lb	Weight kg
300	300/225	OFM0302	102.50	OFM0308	OFM0300	82.25	-	-	-	22 5/16	566	4.5	2.0
500	500/375	OFM0502	108.25	OFM0508	OFM0500	85.75	OFM0507	-	101.25	27 3/16	691	5.5	2.5
750	750/563	OFM0752	125.75	OFM0758	OFM0750	99.00	OFM0757	OFM0756	119.50	37 3/16	945	7.3	3.3
1000	1000/750	OFM1002	145.75	OFM1008	OFM1000	115.25	OFM1007	OFM1006	139.75	47 1/2	1206	9.0	4.0
1250	1250/938	OFM1252	178.00	OFM1258	OFM1250	137.00	OFM1257	OFM1256	170.00	57	1447	10.5	4.8
1500	1500/1125	OFM1502	187.00	OFM1508	OFM1500	148.25	OFM1507	OFM1506	182.25	65 11/16	1668	12.0	5.5
1750	1750/1313	-	-	OFM1758	OFM1750	176.75	OFM1757	OFM1756	219.75	75	1905	13.5	6.2
2000	2000/1500	-	-	OFM2008	OFM2000	194.00	OFM2007	OFM2006	233.50	83 13/16	2128	15.0	6.8
2250[1]	2250/1688[1]	-	-	OFM2258	OFM2250	213.75	OFM2257	OFM2256	259.00	92 5/8	2353	16.5	7.5
2500[1]	2500/1875[1]	-	-	OFM2508	OFM2500	230.25	OFM2507	OFM2506	277.00	101 13/16	2585	18.0	8.2

Average Low Watt Density Models 200W/ft.

Watts	Watts 240/208V	Product # 120V	Price	208V	240/208V	Price	347V	600V	Price	Length in.	Length mm	Weight lb	Weight kg
300	300/225	OFM0302-691	108.25	OFM0308-691	OFM0300-691	85.75	-	-	-	27 3/16	691	5.5	2.5
500	500/375	OFM0502-945	125.75	OFM0508-945	OFM0500-945	99.00	OFM0507-945	-	119.50	37 3/16	945	7.3	3.3
750	750/563	OFM0752-1206	145.75	OFM0758-1206	OFM0750-1206	115.25	OFM0757-1206	OFM0756-1206	139.75	47 1/2	1206	9.0	4.0
1000	1000/750	OFM1002-1447	178.00	OFM1008-1447	OFM1000-1447	137.00	OFM1007-1447	OFM1006-1447	170.00	57	1447	10.5	4.8
1250	1250/938	OFM1252-1668	187.00	OFM1258-1668	OFM1250-1668	148.25	OFM1257-1668	OFM1256-1668	182.25	65 11/16	1668	12.0	5.5
1500	1500/1125	OFM1502-2128	223.75	OFM1508-2128	OFM1500-2128	194.00	OFM1507-2128	OFM1506-2128	233.50	83 13/16	2128	15.0	6.8
1750[1]	1750/1313[1]	-	-	OFM1758-2353	OFM1750-2353	213.75	OFM1757-2353	OFM1756-2353	259.00	92 5/8	2353	16.5	7.5
2000[1]	2000/1500[1]	-	-	OFM2008-2585	OFM2000-2585	230.25	OFM2007-2585	OFM2006-2585	277.00	101 13/16	2585	18.0	8.2
2250[1]	2250/1688[1]	-	-	OFM2258-2585	OFM2250-2585	230.25	OFM2257-2585	OFM2256-2585	277.00	101 13/16	2585	18.0	8.2

Options

Product # Kit	Product # Factory installed*	Price	Description
KIT-OFM-BX-25	-	593.00	Kit for installing an AC90 type electrical cable (BX), box of 25 kits
KIT-OFM-CI	-	113.25	Corners (inside and outside)
KIT-OFM-DIS20	DIS20	175.50	Disconnect switch, double-pole, 20A at 250V max.
KIT-OFM-JT	-	52.75	Splice plate 3 9/16 in. (90 mm)
KIT-OFM-RO1	-	89.25	Baseboard section 6 in. (152 mm) - Surface-mount 5-15R receptacle - 15A at 120V
KIT-OFM-RO2	-	303.00	Baseboard section 6 in. (152 mm) - 240V splitter box toward a surface-mount, 6-20R receptacle (20A switch, double-pole, double-throw)
KIT-OFM-RO2B	-	245.50	Baseboard section 6 in. (152 mm) - Surface-mount 6-20R receptacle - 240V
KIT-OFM-R-347	R	94.25	Single-pole relay, coil 24V, without transformer, 22A at 120V, 208V, 240V - 18A at 347V
KIT-OFM-R-600	R	128.00	Single-pole relay, coil 24V, without transformer, 10A at 600V
KIT-OFM-RT-120	RT	159.25	Single-pole relay, coil 24V, with transformer 120V/24V, 22A at 120V
KIT-OFM-RT-208	RT	132.75	Single-pole relay, coil 24V, with transformer 208V/24V, 22A at 208V
KIT-OFM-RT-240	RT	132.75	Single-pole relay, coil 24V, with transformer 240V/24V, 22A at 240V
KIT-OFM-RT-277	RT	132.75	Single-pole relay, coil 24V, with transformer 277V/24V, 19A at 277V
KIT-OFM-RT-347	RT	132.75	Single-pole relay, coil 24V, with transformer 347V/24V, 18A at 347V
KIT-OFM-RT-600[3]	RT[3]	191.25	Single-pole relay, coil 24V, with transformer 600V/24V, 10A at 600V (2-wire only)
KIT-OFM-240SPLITTER	-	131.75	Baseboard section 6 in. (152 mm) - 240V splitter box to permanently connect a secondary product (20A switch, double-pole, double-throw)
KIT-OFM-THA[5]	THACD[5]	49.25	Built-in electronic thermostat with rotary knob installed in the right junction box only: 12.5A at 120V, 208V, 240V
-	THCG[4]	194.50	Baseboard section 6 in. (152 mm) with built-in electronic thermostat (240V only), installed at left end
KIT-OFM-SR	-	95.00	Baseboard section 6 in. (152 mm) for the installation of a 24V relay (relay not included)
KIT-OFM-TB6	TB6	50.75	Single-pole bi-metal thermostat: 25A at 120V, 208V, 240V, 277V - 10A at 347V, 480V, 600V
KIT-OFM-TB26[2]	TB26[2]	61.00	Double-pole bi-metal thermostat: 25A at 120V, 208V, 240V, 277V - 10A at 347V, 480V, 600V
KIT-OFM-TB6-AV	TB6AV	90.75	Single-pole bi-metal tamperproof thermostat: 25A at 120V, 208V, 240V, 277V - 10A at 347V, 480V, 600V
KIT-OFM-TB26-AV[2]	TB26AV[2]	93.50	Double-pole bi-metal tamperproof thermostat: 25A at 120V, 208V, 240V, 277V - 10A at 347V, 480V, 600V
KIT-OFM-TRIAC-347	TRIAC	93.00	Single-pole electronic relay, coil 24V, without transformer, 15A at 347V max.
KIT-OFM-TRIAC-347T	TRIACT	131.00	Single-pole electronic relay, coil 24V, with transformer, 15A at 208V, 240V, 277V, 347V
KIT-OFM-TRIAC-600	TRIAC	170.75	Single-pole electronic relay, coil 24V, without transformer, 10A at 600V max.

** For factory installed options, add the option number to the product number. See the **Product Code** section inside the front cover.*
[1] These models must be ordered in pairs to reduce shipping damages.
[2] "Off" position.
[3] These 2-wire relays with transformer can't supply of 3-wire low voltage thermostats.
[4] The white and almond baseboard sections come with an integrated white thermostat. The integrated thermostat is black for all other colors.
[5] Compatible with the devices manufactured after 14-10-2019 only.
Add "BL" for white, "AM" for almond. Upcharge available for optional colors shown in the color chart section.
Other voltages available upon request.

ODL High-End Baseboard Heater

C US
VERSION AVAILABLE

Features

Color
- Standard: white, metallic charcoal.
- Optional (upcharge applicable): almond, metallic silver, bronze, aluminum, semi-gloss black, sand.
- Custom colors available upon request.

Finish
- Standard: epoxy/polyester powder paint.

Voltage
- 120V, 208V, 240/208V, 277V, 347V, 480V, 600V, 1-phase.

Construction
- Robust aluminum front cover.
- 20-gauge satin coat steel cabinet.
- Linear high-limit temperature control with automatic reset.
- High altitude version available (-HA).

Heating element
- Stainless steel tubular heating element with aluminum fins.
- Floating heating element on high-temperature nylon bushings reducing expansion noises.

Watt density
- Average standard watt density of 275W/ft.
- Average low watt density of 200W/ft.

Control
- Built-in thermostat available with a control knob or tamperproof.
- Mechanical or electronic relays available (installed on the right end only).
- Compartment for low voltage connections (located directly under the junction box) to facilitate the installation of low voltage relay.

Ouellet highly recommends the use of an electronic wall thermostat for greater comfort.

Installation
- Installation directly on the floor.
- Connection box at both ends.
- Single-screw built-in wire holder.
- Raceway for ease of installation.
- Two rows of mounting holes spaced at 2 in. (51 mm) intervals for ease of installation.

Warranty
- 5-year warranty against defects.
- Heating element has a lifetime warranty for the initial end user.

Application
- Dining room-kitchen, living room, family room, bedroom, bay window, office building, commercial building.

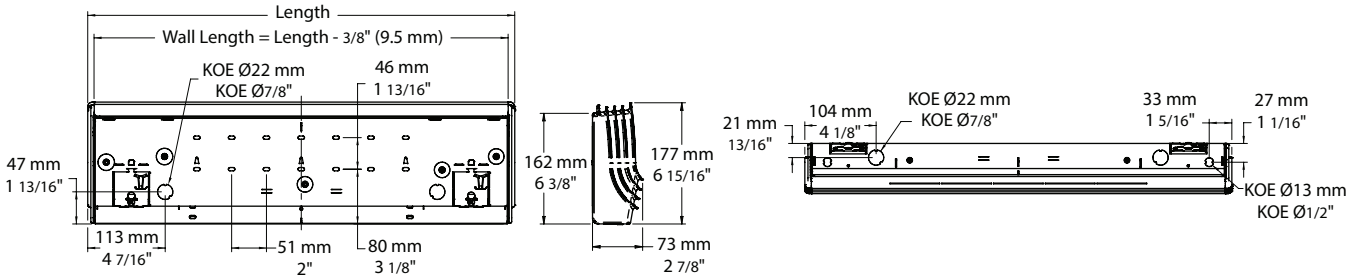

Rear View **Side View** **Bottom View**

ODL

Average Standard Watt Density Models 275W/ft.

Watts	Watts 240/208V	Product # 120V	Price	208V	240/208V	Price	347V	600V	Price	Length[1] in.	Length[1] mm	Weight lb	Weight kg
300	300/225	ODL0302	272.00	ODL0308	ODL0300	220.00	-	-	-	24 5/8	625	7.4	3.4
500	500/375	ODL0502	284.00	ODL0508	ODL0500	236.00	ODL0507	-	269.00	29 1/2	750	8.5	3.9
750	750/563	ODL0752	331.00	ODL0758	ODL0750	272.00	ODL0757	ODL0756	314.00	39 1/2	1004	10.7	4.9
1000	1000/750	ODL1002	384.00	ODL1008	ODL1000	317.00	ODL1007	ODL1006	371.00	49 13/16	1265	13.0	5.9
1250	1250/938	ODL1252	467.00	ODL1258	ODL1250	377.00	ODL1257	ODL1256	447.00	59 1/4	1506	15.1	6.9
1500	1500/1125	ODL1502	491.00	ODL1508	ODL1500	402.00	ODL1507	ODL1506	479.00	68	1727	17.0	7.7
1750	1750/1313	-	-	ODL1758	ODL1750	482.00	ODL1757	ODL1756	575.00	77 5/16	1964	19.1	8.7
2000	2000/1500	-	-	ODL2008	ODL2000	529.00	ODL2007	ODL2006	614.00	86 1/8	2187	21.0	9.6
2250	2250/1688	-	-	ODL2258	ODL2250	584.00	ODL2257	ODL2256	684.00	94 15/16	2412	23.0	10.5
2500	2500/1875	-	-	ODL2508	ODL2500	627.00	ODL2507	ODL2506	729.00	104 1/16	2644	25.0	11.4

Average Low Watt Density Models 200W/ft.

Watts	Watts 240/208V	Product # 120V	Price	208V	240/208V	Price	347V	600V	Price	Length[1] in.	Length[1] mm	Weight lb	Weight kg
300	300/225	ODL0302-750	284.00	ODL0308-750	ODL0300-750	236.00	-	-	-	29 1/2	750	8.5	3.9
500	500/375	ODL0502-1004	331.00	ODL0508-1004	ODL0500-1004	272.00	ODL0507-1004	-	314.00	39 1/2	1004	10.7	4.9
750	750/563	ODL0752-1265	384.00	ODL0758-1265	ODL0750-1265	317.00	ODL0757-1265	ODL0756-1265	371.00	49 13/16	1265	13.0	5.9
1000	1000/750	ODL1002-1506	467.00	ODL1008-1506	ODL1000-1506	377.00	ODL1007-1506	ODL1006-1506	447.00	59 1/4	1506	15.1	6.9
1250	1250/938	ODL1252-1727	491.00	ODL1258-1727	ODL1250-1727	402.00	ODL1257-1727	ODL1256-1727	479.00	68	1727	17.0	7.7
1500	1500/1125	ODL1502-2187	587.00	ODL1508-2187	ODL1500-2187	529.00	ODL1507-2187	ODL1506-2187	614.00	86 1/8	2187	21.0	9.6
1750	1750/1313	-	-	ODL1758-2412	ODL1750-2412	584.00	ODL1757-2412	ODL1756-2412	684.00	94 15/16	2412	23.0	10.5
2000	2000/1500	-	-	ODL2008-2644	ODL2000-2644	627.00	ODL2007-2644	ODL2006-2644	729.00	104 1/16	2644	23.0	10.5
2250	2250/1688	-	-	ODL2258-2644	ODL2250-2644	627.00	ODL2257-2644	ODL2256-2644	729.00	104 1/16	2644	23.0	10.5

Options

Product # Kit	Product # Factory installed*	Price	Description
KIT-ODL-DIS20[4]	DIS20[4]	170.00	Disconnect switch, double-pole, 20A at 277V max.
-	HA	No Charge	Linear high-limit temperature control for high altitude (3000 ft. at 8200 ft.)
KIT-ODL-R-347	R	94.00	Single-pole relay, coil 24V, without transformer, 22A at 120V, 208V, 240V - 18A at 347V
KIT-ODL-R-600	R	122.00	Single-pole relay, coil 24V, without transformer, 10A at 600V
KIT-ODL-RT-120	RT	167.00	Single-pole relay, coil 24V, with transformer 120V/24V, 22A at 120V
KIT-ODL-RT-208	RT	130.00	Single-pole relay, coil 24V, with transformer 208V/24V, 22A at 208V
KIT-ODL-RT-240	RT	130.00	Single-pole relay, coil 24V, with transformer 240V/24V, 22A at 240V
KIT-ODL-RT-277	RT	130.00	Single-pole relay, coil 24V, with transformer 277V/24V, 19A at 277V
KIT-ODL-RT-347	RT	130.00	Single-pole relay, coil 24V, with transformer 347V/24V, 18A at 347V
KIT-ODL-RT-600[2]	RT[2]	182.00	Single-pole relay, coil 24V, with transformer 600V/24V, 10A at 600V (2-wire only)
KIT-ODL-TB6	TB6	52.00	Single-pole bi-metal thermostat: 25A at 120V, 208V, 240V, 277V - 10A at 347V, 480V, 600V
KIT-ODL-TB26[3]	TB26[3]	59.00	Double-pole bi-metal thermostat: 25A at 120V, 208V, 240V, 277V - 10A at 347V, 480V, 600V
KIT-ODL-TB6-AV	TB6AV	90.00	Single-pole bi-metal tamperproof thermostat: 25A at 120V, 208V, 240V, 277V - 10A at 347V, 480V, 600V
KIT-ODL-TB26-AV[3]	TB26AV[3]	93.00	Double-pole bi-metal tamperproof thermostat: 25A at 120V, 208V, 240V, 277V - 10A at 347V, 480V, 600V
KIT-ODL-TRIAC-347	TRIAC	93.00	Single-pole electronic relay, coil 24V, without transformer, 15A at 347V max.
KIT-ODL-TRIAC-347T	TRIACT	124.00	Single-pole electronic relay, coil 24V, with transformer, 15A at 208V, 240V, 277V, 347V
KIT-ODL-TRIAC-600	TRIAC	167.00	Single-pole electronic relay, coil 24V, without transformer, 6A at 600V max.

** For factory installed options, add the option number to the product number. See the **Product Code** section inside the front cover.*
[1] Wall length = Length - 3/8" (9.5 mm).
[2] These 2-wire relays with transformer can't supply of 3-wire low voltage thermostats.
[3] "Off" position.
[4] For the U.S. only: The nominal current of the unit must not exceed 80% of the capacity of the disconnect.
Add "BL" for white, "CM" for metallic charcoal. Upcharge available for optional colors shown in the color chart section.
Other voltages available upon request.

OCE European-Style Convector

Features

Color
- Standard: white, almond.
- Optional (upcharge applicable): metallic silver, bronze, metallic charcoal, aluminum, semi-gloss black, sand.
- Custom colors available upon request.

Finish
- Standard: epoxy/polyester powder paint.
- Optional: stainless steel (grilles are painted in black).

Voltage
- 240/208V, 50/60 Hz, 1-phase.

Construction
- 20-gauge steel or 22-gauge stainless steel.
- Warm air outlet that directs the air to the centre of the room.
- Bar grilles prevent insertion of foreign objects; smooth-finish paint is washable and anti-yellowing.
- High-limit temperature control with automatic reset.

Heating element
- Quiet aluminum monoblock element.

Watt density
- OCEH: 850W/ft. (2800W/m).
- OCEM: 700W/ft. (2320W/m).
- OCEB: 500W/ft. (1700W/m).

Control
- Built-in electronic thermostat (-TH models) or built-in 24V electronic relay (-TRIAC and -TRIACT models).
- Wall-mounted electronic thermostat (-OTH and -T600 models).

Installation
- 2 in. (51 mm) minimum clearance to floor.
- The convector's wall mounting bracket is connected to the power supply.
- Simply place the convector on the bracket to make it operational.

Warranty
- 5-year warranty against defects.

(The warranty is valid only if the heater is controlled by a proportional pulsing electronic thermostat with a cycle of 15 seconds maximum and the junction box must be fixed to the wall with the supplied anchor.)

Application
- Kitchen, living room, family room, bedroom, bay window, basement.

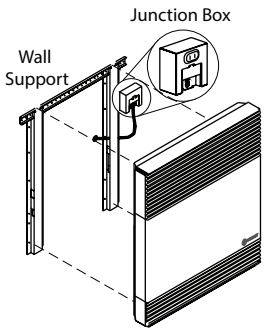

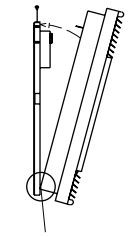

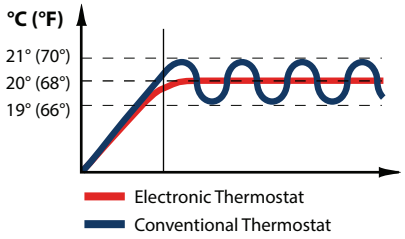

OCE

Models

Watts	Volts	Product # Non Programmable Built-In Thermostat[1]	Product # Non Programmable Wall-Mounted Thermostat Included[2]	Price Standard Models	Price Stainless Steel	Product # Programmable Wall-Mounted Thermostat Included[2]	Price Standard Models	Price Stainless Steel	Length in.	Length mm	Weight lb	Weight kg
OCEH Height: 27" (685 mm) 850W/ft. (2800W/m)												
500/375	240/208	OCEH0500-TH	OCEH0500-OTH	538.00	659.00	OCEH0500-T600	565.00	686.00	10 5/8	270	14.0	6.4
750/563	240/208	OCEH0750-TH	OCEH0750-OTH	566.00	694.00	OCEH0750-T600	593.00	721.00	13 1/2	344	17.0	7.7
1000/750	240/208	OCEH1000-TH	OCEH1000-OTH	597.00	733.00	OCEH1000-T600	624.00	760.00	16 1/2	418	19.0	8.6
1250/938	240/208	OCEH1250-TH	OCEH1250-OTH	631.00	775.00	OCEH1250-T600	658.00	802.00	19 7/16	492	21.0	9.5
1500/1125	240/208	OCEH1500-TH	OCEH1500-OTH	653.00	803.00	OCEH1500-T600	680.00	830.00	23	584	25.0	11.4
2000/1500	240/208	OCEH2000-TH	OCEH2000-OTH	725.00	893.00	OCEH2000-T600	752.00	920.00	28 1/8	714	28.0	12.7
2500/1875	240/208	OCEH2500-TH	OCEH2500-OTH	786.00	969.00	OCEH2500-T600	813.00	996.00	34	862	33.0	15.0
3000/2250	240/208	OCEH3000-TH	OCEH3000-OTH	845.00	1043.00	OCEH3000-T600	872.00	1070.00	41 1/8	1044	39.0	17.7
OCEM Height: 18 1/2" (470 mm) 700W/ft. (2320W/m)												
500/375	240/208	OCEM0500-TH	OCEM0500-OTH	522.00	639.00	OCEM0500-T600	549.00	666.00	13 1/2	344	13.0	5.9
750/563	240/208	OCEM0750-TH	OCEM0750-OTH	543.00	665.00	OCEM0750-T600	570.00	692.00	16 1/2	418	15.0	6.8
1000/750	240/208	OCEM1000-TH	OCEM1000-OTH	574.00	704.00	OCEM1000-T600	601.00	731.00	19 7/16	492	16.0	7.3
1250/938	240/208	OCEM1250-TH	OCEM1250-OTH	609.00	748.00	OCEM1250-T600	636.00	775.00	23	584	19.0	8.6
1500/1125	240/208	OCEM1500-TH	OCEM1500-OTH	644.00	792.00	OCEM1500-T600	671.00	819.00	26 1/2	674	21.0	9.5
1750/1313	240/208	OCEM1750-TH	OCEM1750-OTH	675.00	830.00	OCEM1750-T600	702.00	857.00	30 5/16	769	23.0	10.5
2000/1500	240/208	OCEM2000-TH	OCEM2000-OTH	710.00	874.00	OCEM2000-T600	737.00	901.00	34	862	25.0	11.4
2500/1875	240/208	OCEM2500-TH	OCEM2500-OTH	771.00	950.00	OCEM2500-T600	798.00	977.00	41 1/8	1044	29.0	13.2
3000/2250	240/208	OCEM3000-TH	OCEM3000-OTH	832.00	1027.00	OCEM3000-T600	859.00	1054.00	48 3/8	1229	34.0	15.5
OCEB Height: 14" (356 mm) 500W/ft. (1700W/m)												
500/375	240/208	OCEB0500-TH	OCEB0500-OTH	550.00	674.00	OCEB0500-T600	577.00	701.00	19 7/16	492	13.0	5.9
750/563	240/208	OCEB0750-TH	OCEB0750-OTH	570.00	699.00	OCEB0750-T600	597.00	726.00	23	584	15.0	6.8
1000/750	240/208	OCEB1000-TH	OCEB1000-OTH	608.00	747.00	OCEB1000-T600	635.00	774.00	26 1/2	674	16.0	7.3
1250/938	240/208	OCEB1250-TH	OCEB1250-OTH	647.00	795.00	OCEB1250-T600	674.00	822.00	34	862	20.0	9.1
1500/1125	240/208	OCEB1500-TH	OCEB1500-OTH	680.00	837.00	OCEB1500-T600	707.00	864.00	36 3/8	924	22.0	10.0
1750/1313	240/208	OCEB1750-TH	OCEB1750-OTH	715.00	880.00	OCEB1750-T600	742.00	907.00	41 1/8	1044	24.0	10.9
2000/1500	240/208	OCEB2000-TH	OCEB2000-OTH	741.00	913.00	OCEB2000-T600	768.00	940.00	46 7/16	1179	26.0	11.8
2500/1875	240/208	OCEB2500-TH	OCEB2500-OTH	802.00	989.00	OCEB2500-T600	829.00	1016.00	62 3/16	1579	35.0	15.9
3000/2250	240/208	OCEB3000-TH	OCEB3000-OTH	864.00	1067.00	OCEB3000-T600	891.00	1094.00	69 5/16	1760	38.0	17.3

Options

Product # Kit	Product # Factory installed*	Price	Description
KIT-OCE-AV	-	11.00	Tamperproof device
KIT-OCE-TRIAC-347[3]	TRIAC[3]	65.00	Single-pole electronic relay, coil 24V, without transformer, 15A at 347V max.
KIT-OCE-TRIAC-347T[3]	TRIACT[3]	94.00	Single-pole electronic relay, coil 24V, with transformer, 15A at 208V, 240V, 347V

** For factory installed options, add the option number to the product number. See the **Product Code** section inside the front cover.*
[1] Almond product comes with almond built-in thermostat.
[2] Wall-mounted thermostat is white.
[3] Do not install a built-in thermostat with these options. Wall-mounted thermostat not included.
Add "BL" for white, "AM" for almond and "SS" for stainless steel. For stainless steel models, only the grille are black painted.
Upcharge available for optional colors shown in the color chart section.
The OCE warranty is valid only if the heater is controlled by a proportional electronic pulsing line thermostat with a cycle of 15 seconds maximum and the junction box must be fixed to the wall with the supplied anchor.

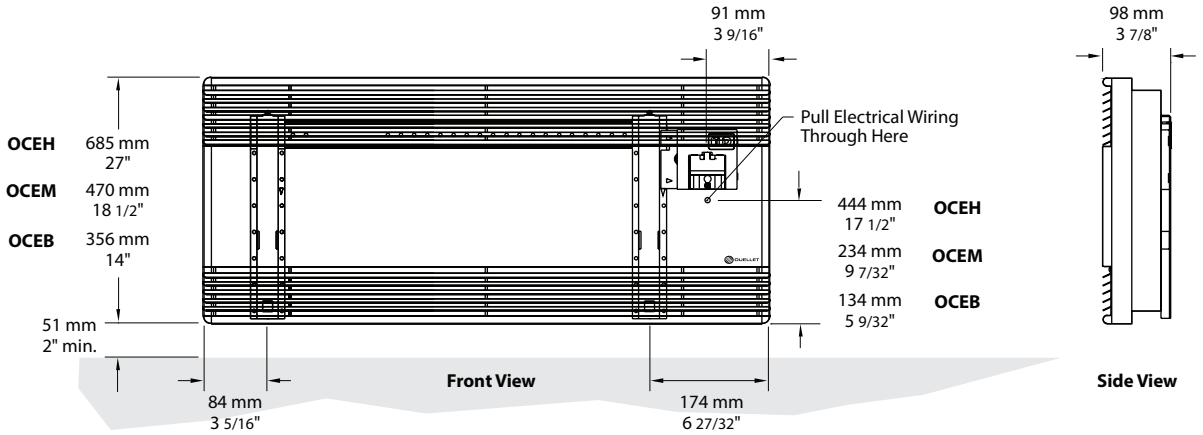

OCT Contemporary Convector

Features

Color
- Standard: white, metallic charcoal.
- Optional (upcharge applicable): almond, metallic silver, bronze, aluminum, semi-gloss black, sand.
- Custom colors available upon request.

Finish
- Standard: epoxy/polyester powder paint.

Voltage
- 240/208V, 50/60 Hz, 1-phase.

Construction
- 20-gauge steel.
- Warm air outlet that directs the air to the centre of the room.
- Bar grilles prevent insertion of foreign objects; smooth-finish paint is washable.
- High-limit temperature control with automatic reset.

Heating element
- 2 quiet aluminum monoblock elements.

Watt density
- 700W/ft. (2320W/m).

Control
- Built-in non programmable electronic thermostat (-THO models). 1

Installation
- 4 in. (102 mm) minimum clearance to floor and from an adjacent wall.
- Quick surface-mounted installation, with the included wall mounting bracket.

Warranty
- 5-year warranty against defects.

(The warranty is valid only if the heater is controlled by a proportional pulsing electronic thermostat with a cycle of 15 seconds maximum.)

Application
- Kitchen, living room, family room, bedroom, basement.

Models

Watts	Volts	Product # Without Thermostat[1]	Price	Product # Non Programmable Integrated Thermostat	Price	Length in.	Length mm	Weight lb	Weight kg
500/375	240/208	OCT0500	286.00	OCT0500-THO	344.00	18	457	13	6
750/563	240/208	OCT0750	330.00	OCT0750-THO	388.00	20 3/4	527.5	15.5	7
1000/750	240/208	OCT1000	357.00	OCT1000-THO	415.00	23 9/16	598	16.7	7.6
1500/1125	240/208	OCT1500	404.00	OCT1500-THO	462.00	29 1/16	739	20	9.1
2000/1500	240/208	OCT2000	448.00	OCT2000-THO	506.00	34 5/8	880	24	10.9

[1] *The OCT warranty is valid only if the heater is controlled by a proportional electronic pulsing line thermostat with a cycle of 15 seconds maximum.*
Add "BL" for white, "CM" for metallic charcoal. Upcharge available for optional colors shown in the color chart section.



Front View

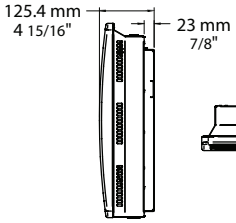

Side View

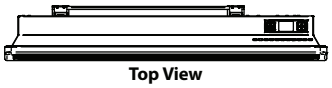

Top View

OCL Standard Convector

C US
VERSION AVAILABLE

Features

Color
- Standard: white.
- Optional (upcharge applicable): almond, metallic silver, bronze, aluminum, semi-gloss black, metallic charcoal, sand.
- Custom colors available upon request.

Finish
- Standard: epoxy/polyester powder paint.

Voltage
- 120V, 208V, 240/208V, 277V, 347V, 480V, 600V, 60 Hz, 1-phase.

Construction
- 20-gauge steel.
- Top warm air outlet for rapid, even heat distribution throughout the room and optimum efficiency.
- Openings preventing insertion of foreign objects.
- High-limit temperature control with automatic reset.

Heating element
- 2 stainless steel tubular heating elements with aluminum fins.
- Floating heating element on high-temperature nylon bushings reducing expansion noises.

Watt density
- 700W/ft. (2320W/m).

Control
- Built-in non programmable electronic thermostat for the 120V to 240V models (-TH models).
- Wall thermostat (not included).

Installation
- 4 in. (102 mm) minimum clearance to floor and from an adjacent wall.
- Quick surface-mounted installation, with the included wall mounting bracket.
- Single-screw built-in wire holder for quick access to the junction box.
- Optional kit of 10 BX wire-holding plates, for installing an AC90 type electrical cable.

Warranty
- 5-year warranty against defects.

Ouellet highly recommends the use of an electronic wall thermostat for greater comfort.

Application
- Kitchen, living room, family room, office, bedroom, basement, entrance hall.

OCL

Models

Volts	Watts	Product # Without thermostat	Price	Product # Built-in thermostat	Price	Length in.	Length mm	Weight lb	Weight kg
120	500	OCL0502BL	173.00	OCL0502BL-TH	238.00	18	457	13	6
120	1000	OCL1002BL	222.00	OCL1002BL-TH	287.00	23 9/16	598	16.7	7.6
120	1500	OCL1502BL	250.00	OCL1502BL-TH	315.00	29 1/16	739	20	9.12
208	500	OCL0508BL	173.00	OCL0508BL-TH	238.00	18	457	13	6
208	1000	OCL1008BL	222.00	OCL1008BL-TH	287.00	23 9/16	598	16.7	7.6
208	1500	OCL1508BL	250.00	OCL1508BL-TH	315.00	29 1/16	739	20	9.12
208	2000	OCL2008BL	288.00	OCL2008BL-TH	353.00	34 5/8	880	24	10.9
240/208	500/375	OCL0500BL	188.00	OCL0500BL-TH	253.00	18	457	13	6
240/208	1000/750	OCL1000BL	208.00	OCL1000BL-TH	273.00	23 9/16	598	16.7	7.6
240/208	1500/1125	OCL1500BL	238.00	OCL1500BL-TH	303.00	29 1/16	739	20	9.12
240/208	2000/1500	OCL2000BL	273.00	OCL2000BL-TH	338.00	34 5/8	880	24	10.9
347	500	OCL0507BL	221.00	-	-	18	457	13	6
347	1000	OCL1007BL	271.00	-	-	23 9/16	598	16.7	7.6
347	1500	OCL1507BL	299.00	-	-	29 1/16	739	20	9.12
347	2000	OCL2007BL	337.00	-	-	34 5/8	880	24	10.9
600	1000	OCL1006BL	271.00	-	-	23 9/16	598	16.7	7.6
600	1500	OCL1506BL	299.00	-	-	29 1/16	739	20	9.12
600	2000	OCL2006BL	337.00	-	-	34 5/8	880	24	10.9

Options

Product # Kit	Product # Factory installed*	Price	Description
KIT-SERF-BX	-	144.00	Kit of 10 BX wire-holding plates, for installing an AC90 type electrical cable
KIT-OCL-TRIAC-347	TRIAC	77.00	Single-pole electronic relay, coil 24V, without transformer: 15A at 347V max.
KIT-OCL-TRIAC-347T	TRIACT	103.00	Single-pole electronic relay, coil 24V, with transformer: 15A at 208V, 240V, 277V, 347V
KIT-OCL-TRIAC-600	TRIAC	139.00	Single-pole electronic relay, coil 24V, without transformer: 6A at 600V max.

** For factory installed options, add the option number to the product number. See the **Product Code** section inside the front cover.*
Standard color is white.
Other voltages available upon request.

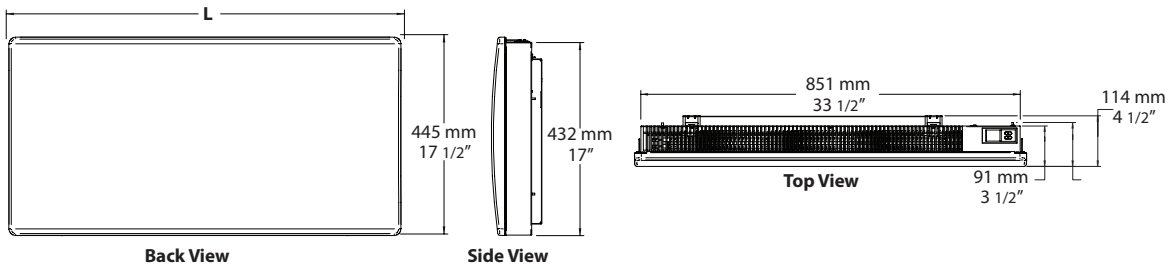

ORC Radiant Cove Heater


1

2



3

Features

Color and Finish
- Standard: silichem off-white, mat black and anodized aluminum finish.

Voltage
- 120V, 208V, 240V, 277V, 347V, 480V, 600V 50/60 Hz.

Construction
- Front made of an aluminum extrusion profiled to increase radiating surface. 1
- Back of the unit made with 18-gauge steel.
- Junction box on each end.
- Wall installation brackets (supplied) that doesn't require opening the unit's casing. KOE 7/8 in. (22 mm) for the installation of the BX wires. 2
- 4 in. (102 mm) ground wires on both ends. 3
- Wireway approved for interconnection of units using the factory installed additional wires. This is used in wall-to-wall heater installation. 3
- Highly-emissive paint on the heat exchanger for higher efficiency.

Heating element
- Stainless steel tubular heating element inserted into a solid aluminum extrusion preventing any thermal expansion noise.

Watt density
- 150W/ft.

Control
- Single or double-pole built-in thermostat available.

Ouellet highly recommends to use an electronic wall thermostat for greater comfort.

Installation
- 6 ft. (1.83 m) minimum clearance to floor and 4 1/2 in. (114 mm) minimum from ceiling.
- Variety of accessories available for wall-to-wall installation.

Warranty
- 10-year warranty against defects.

Application
- Entrance way, bathroom, kitchen, living room, family room, bedroom, patio door, bay window, daycare, nursery, workshop.

Models

Watts	Product # 120V	Product # 208V	Product # 240V	Price	Product # 347V	Product # 600V	Price	Length in.	Length mm	Weight lb	Weight kg
450	ORC0452	ORC0458	ORC0450	309.00	ORC0457	-	351.00	34	864	6.0	2.7
600	ORC0602	ORC0608	ORC0600	404.00	ORC0607	-	468.00	47	1194	8.0	3.6
750	ORC0752	ORC0758	ORC0750	473.00	ORC0757	ORC0756	547.00	59	1499	10.0	4.5
900	ORC0902	ORC0908	ORC0900	531.00	ORC0907	ORC0906	612.00	71	1803	12.0	5.4
1050	ORC1052	ORC1058	ORC1050	567.00	ORC1057	ORC1056	655.00	83	2108	13.0	5.9
1200	ORC1202	ORC1208	ORC1200	651.00	ORC1207	ORC1206	747.00	94	2388	15.0	6.8
1500[1]	ORC1502	ORC1508	ORC1500	806.00	ORC1507	ORC1506	930.00	113	2870	18.0	8.2

Options

Product # Kit	Product # Factory installed*	Price	Description
KIT-ORC-JT	-	47.00	Splice plate
KIT-ORC-TB6[2]	TB6[2]	110.00	Single-pole bi-metal thermostat
KIT-ORC-TB26[2, 3]	TB26[2, 3]	136.00	4 in. (101 mm) section with double-pole bi-metal thermostat

** For factory installed options, add the option number to the product number.*
*See the **Product Code** section inside the front cover.*
[1] These models must be ordered in pairs to reduce shipping damages.
[2] Ouellet highly recommends to use an electronic wall thermostat for greater comfort.
[3] "Off" position.
Add "BL" for silichem off-white, "NM" for mat black and "AA" for anodized aluminum finish.

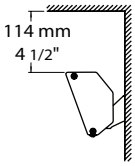

Side View

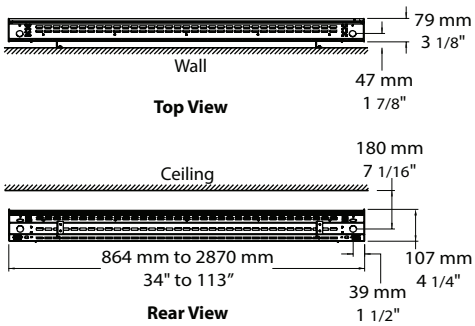

OPP Patio Door Baseboard Heater




1

2


3

Features

Color
- Standard: white, almond.
- Optional (upcharge applicable): metallic silver, bronze, metallic charcoal, aluminum, semi-gloss black, sand.
- Custom colors available upon request.

Finish
- Standard: epoxy/polyester powder paint.

Voltage
- 208V, 240/208V, 347V, 600V, 1-phase.

Construction
- So sturdy, it can be used as a step (18-gauge steel).
- Linear high-limit temperature control with automatic reset. 1

Heating element
- Stainless steel tubular heating element with aluminum fins. 2
- Floating heating element on high-temperature nylon bushings reducing expansion noises. 3

Watt density
- Average standard watt density of 209W/ft.

Control
- Built-in thermostat available with a control knob or tamperproof (installed on the right end only).
- Mechanical or electronic relays available (installed on the right end only).

Ouellet highly recommends using an electronic wall thermostat for greater comfort.

Installation
- Mounting holes spaced on 2 in. (51 mm) intervals for an easy installation.
- Variety of accessories available for wall-to-wall installation.
- Pedestal kit available.

Warranty
- 3-year warranty against defects.
- 10-year warranty on the heating element.

Application
- Patio door, bay window, commercial building, office building, condo, restaurant.

OPP

Average Standard Watt Density Models 209W/ft.

Watts	Product # 208V	Product # 347V	Product # 600V	Watts 240/208V	Product # 240/208V	Price	Length in.	Length mm	Weight lb	Weight kg
500	OPP0508	OPP0507	-	500/375	OPP0500	447.00	33 1/2	855	13.0	5.9
750	OPP0758	OPP0757	OPP0756	750/563	OPP0750	487.00	48	1219	17.0	7.7
1000	OPP1008	OPP1007	OPP1006	1000/750	OPP1000	512.00	60	1525	20.0	9.1
1250	OPP1258	OPP1257	OPP1256	1250/938	OPP1250	607.00	72	1830	26.0	11.8
1500	OPP1508	OPP1507	OPP1506	1500/1125	OPP1500	644.00	86 3/4	2204	31.0	14.1
1750	OPP1758	OPP1757	OPP1756	1750/1313	OPP1750	682.00	100	2542	38.0	17.3
2000	OPP2008	OPP2007	OPP2006	2000/1500	OPP2000	718.00	113 5/16	2879	41.0	18.6

Options

Product # Kit	Product # Factory installed*	Price	Description
-	BD	+10%	Clean back
KIT-OPP-CIBR	-	181.00	Corner (inside and outside), 4 in. (102 mm). Relay section.
KIT-OPP-JT	-	116.00	Splice plate, 2 in. (51 mm)
KIT-OPP-JT-PE	-	181.00	Contour splice plate for heaters with pedestals, 2 in. (51 mm)
KIT-OPP-PE	-	240.00	Round pedestal kit (2), 3 in. (76 mm)
KIT-OPP-PEC	-	240.00	Square-shaped pedestal kit (2), 2 in. (51 mm)
KIT-OPP-R-347[1]	R[1]	311.00	Single-pole relay, coil 24V, without transformer, 22A at 208V, 240V - 18A at 347V
KIT-OPP-R-600[1]	R[1]	311.00	Single-pole relay, coil 24V, without transformer, 10A at 600V
KIT-OPP-RT-208[1]	RT[1]	329.00	Single-pole relay, coil 24V, with transformer 208V/24V, 22A at 208V
KIT-OPP-RT-240[1]	RT[1]	329.00	Single-pole relay, coil 24V, with transformer 240V/24V, 22A at 240V
KIT-OPP-RT-347[1]	RT[1]	329.00	Single-pole relay, coil 24V, with transformer 347V/24V, 18A t 347V
KIT-OPP-RT-600[1,2]	RT[1,2]	329.00	Single-pole relay, coil 24V, with transformer 600V/24V, 10A at 600V (2-wire only)
OPP-SV-XX	-	Upon Request	Empty cabinet length of XX mm (minimum : 154 mm, maximum : 2879 mm)
KIT-OPP-TB1[1]	TB1[1]	256.00	Single-pole thermostat: 30A at 120V, 208V, 240V - 15A at 347V, 600V
KIT-OPP-TB2[1,3]	TB2[1,3]	264.00	Double-pole thermostat: 30A at 120V, 208V, 240V - 15A at 347V, 600V
KIT-OPP-TB1-AV[1]	TB1AV[1]	256.00	Single-pole tamperproof thermostat: 30A at 120V, 208V, 240V - 15A at 347V, 600V
KIT-OPP-TB2-AV[1,3]	TB2AV[1,3]	264.00	Double-pole tamperproof thermostat: 30A at 120V, 208V, 240V - 15A at 347V, 600V
KIT-OPP-TRIAC-347[1]	TRIAC[1]	128.00	Single-pole electronic relay, coil 24V, without transformer, 10A max. at 347V max.
KIT-OPP-TRIAC-347T[1]	TRIACT[1]	184.00	Single-pole electronic relay, coil 24V, with transformer, 10A max. at 208V, 240V, 347V
KIT-OPP-TRIAC-600[1]	TRIAC[1]	241.00	Single-pole electronic relay, coil 24V, without transformer, 6A at 600V max.

** For factory installed options, add the option number to the product number. See the **Product Code** section inside the front cover.*
[1] Options installed at right end only.
[2] These 2-wire relays with transformer can't supply low voltage thermostats.
[3] "Off" position.
Add "BL" for white, "AM" for almond. Upcharge available for optional colors shown in the color chart section.

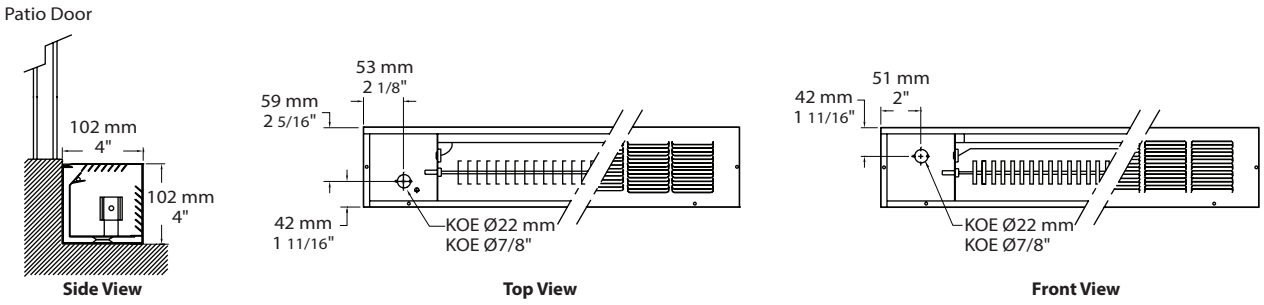

OPPM Mini Patio Door Baseboard Heater



1


2


3

Features

Color
- Standard: white, almond.
- Optional (upcharge applicable): metallic silver, bronze, metallic charcoal, aluminum, semi-gloss black, sand.
- Custom colors available upon request.

Finish
- Standard: epoxy/polyester powder paint.

Voltage
- 120V, 208V, 240/208V, 277V, 347V, 480V, 600V, 1-phase.

Construction
- So sturdy, it can be used as a step (18-gauge steel). 1
- Linear high-limit temperature control with automatic reset. 2

Heating element
- Stainless steel tubular heating element with aluminum fins. 3
- Floating heating element on high-temperature nylon bushings reducing expansion noises.

Watt density
- Average standard watt density of 152W/ft.

Control
- Built-in thermostat available with a control knob or tamperproof (installed on the left end only).
- Mechanical or electronic relays available (installed on the right end only).

Ouellet highly recommends using an electronic wall thermostat for greater comfort.

Installation
- Not for residential use in the United States.
- 2 rows of mounting holes, every 2 in. (51 mm), for ease of installation.
- Variety of accessories available for wall-to-wall installation.
- Pedestal kit available.

Warranty
- 3-year warranty against defects.
- 10-year warranty on the heating element.

Application
- Patio door, bay window, commercial building, office building, condo, restaurant.

OPPM

Average Standard Watt Density Models 152W/ft.

Watts	Product # 120V	208V	347V	600V	Watts 240/208V	Product # 240/208V	Price	Length in.	mm	Weight lb	kg
300	OPPM0302	OPPM0308	-	-	300/225	OPPM0300	368.00	23 5/8	600	5.3	2.4
450	OPPM0452	OPPM0458	OPPM0457	-	450/338	OPPM0450	394.00	35 7/16	900	9.5	4.3
600	OPPM0602	OPPM0608	OPPM0607	-	600/450	OPPM0600	427.00	47 1/4	1200	12.2	5.5
750	OPPM0752	OPPM0758	OPPM0757	OPPM0756	750/563	OPPM0750	456.00	59 1/16	1500	15.0	6.8
900	OPPM0902	OPPM0908	OPPM0907	OPPM0906	900/675	OPPM0900	538.00	70 7/8	1800	17.8	8.1
1050	OPPM1052	OPPM1058	OPPM1057	OPPM1056	1050/788	OPPM1050	570.00	82 11/16	2100	20.6	9.3
1200	OPPM1202	OPPM1208	OPPM1207	OPPM1206	1200/900	OPPM1200	603.00	94 1/2	2400	23.4	10.6
1350	OPPM1352	OPPM1358	OPPM1357	OPPM1356	1350/1013	OPPM1350	636.00	106 5/16	2700	26.2	11.9

Options

Product # Kit	Product # Factory installed*	Price	Description
-	BD	+10%	Clean back
KIT-OPPM-CE	-	222.00	Outside corner, 3 in. (76 mm)
KIT-OPPM-CI	-	222.00	Inside corner, 3 in. (76 mm)
KIT-OPPM-JT	-	102.00	Splice plate, 2 in. (51 mm)
KIT-OPPM-JT-PE	-	157.00	Contour splice plate for BD option and/or heater with pedestals, 2 in. (51 mm)
KIT-OPPM-PE	-	213.00	Round pedestal kit (2), 3 in. (76 mm)
KIT-OPPM-PEC	-	213.00	Square-shaped pedestal kit (2), 2 in. (51 mm)
KIT-OPPM-R-347[1]	R[1]	277.00	Single-pole relay, coil 24V, without transformer, 22A at 208V, 240V - 19A at 277V - 18A at 347V
KIT-OPPM-R-600[1]	R[1]	277.00	Single-pole relay, coil 24V, without transformer, 10A at 600V
KIT-OPPM-RT-208[1]	RT[1]	290.00	Single-pole relay, coil 24V, with transformer 208V/24V, 22A at 208V
KIT-OPPM-RT-240[1]	RT[1]	290.00	Single-pole relay, coil 24V, with transformer 240V/24V, 22A at 240V
KIT-OPPM-RT-277[1]	RT[1]	290.00	Single-pole relay, coil 24V, with transformer 277V/24V, 19A at 277V
KIT-OPPM-RT-347[1]	RT[1]	290.00	Single-pole relay, coil 24V, with transformer 347V/24V, 18A at 347V
OPPM-SV-XX	-	Upon Request	Empty cabinet length of XX mm (minimum : 154 mm, maximum : 2700 mm)
KIT-OPPM-TB6[2]	TB6[2]	226.00	Single-pole bi-metal thermostat: 25A at 120V, 208V, 240V, 277V - 10A at 347V, 480V, 600V
KIT-OPPM-TB26[2,3]	TB26[2,3]	235.00	Double-pole bi-metal thermostat: 25A at 120V, 208V, 240V, 277V - 10A at 347V, 480V, 600V
KIT-OPPM-TB6-AV[2]	TB6AV[2]	226.00	Single-pole bi-metal tamperproof thermostat: 25A at 120V, 208V, 240V, 277V - 10A at 347V, 480V, 600V
KIT-OPPM-TB26-AV[2,3]	TB26AV[2,3]	235.00	Double-pole bi-metal tamperproof thermostat: 25A at 120V, 208V, 240V, 277V - 10A at 347V, 480V, 600V
KIT-OPPM-TRIAC-347[1]	TRIAC[1]	113.00	Single-pole electronic relay, coil 24V, without transformer, 10A max. (except for 1350W: 11.5A max.) at 347V max.
KIT-OPPM-TRIAC-347T[1]	TRIACT[1]	162.00	Single-pole electronic relay, coil 24V, with transformer, 10A max. (except for 1350W: 11.5A max.) at 208V, 240V, 347V
KIT-OPPM-TRIAC-600[1]	TRIAC[1]	214.00	Single-pole electronic relay, coil 24V, without transformer, 6A at 600V max.

** For factory installed options, add the option number to the product number. See the **Product Code** section inside the front cover.*
[1] Options installed at right end only.
[2] Options installed at left end only.
[3] "Off" position.
Add "BL" for white, "AM" for almond. Upcharge available for optional colors shown in the color chart section.
Other voltages available upon request.

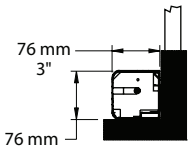

Side View

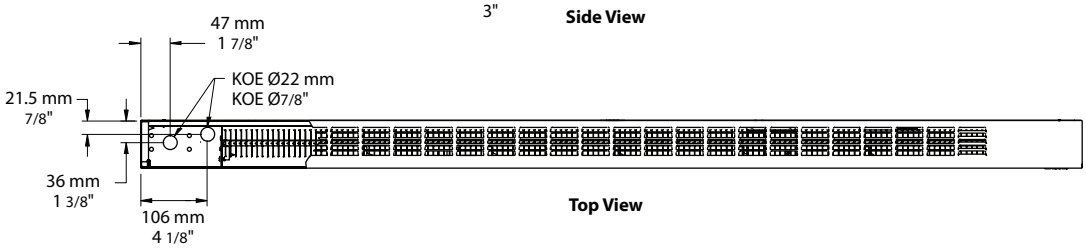

Top View

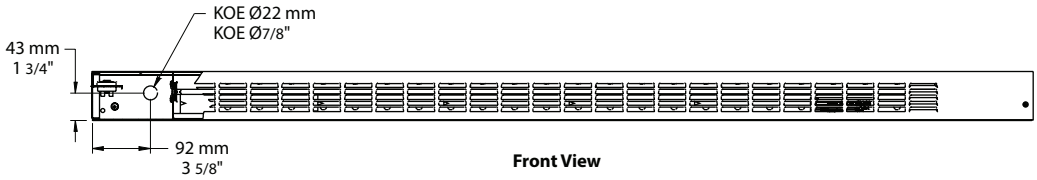

Front View

OHY Convection and Fan Heater

Surface Recessed

1

2

3

US VERSION AVAILABLE

Training available online **www.ouellet.com**

Features

Color
- Standard: white, almond.
- Optional (upcharge applicable): metallic silver, bronze, metallic charcoal, aluminum, semi-gloss black, sand.
- Custom colors available upon request.

Finish
- Standard: epoxy/polyester powder paint.

Voltage
- 240V, 1-phase.

Construction
- Cast aluminum front cover.
- Steel bar grilles prevent the insertion of foreign objects; smooth-finish paint is washable and anti-yellowing.
- Automatic reset safety device.
- Built-in white LED night light. 1

Fan
- Whisper-quiet squirrel-cage fan.
- Factory-lubricated motor.

Heating element
- Helical coil nickel-chromium alloy wire protected by ceramic insulators.
- Heating element provides instant heat.

Control
- Built-in electronic digital thermostat/timer. 2
- Thermostat mode: pulse modulation: automatic convection to fan-forced switch-over at 1000W.
- Timer mode: 5-30 minutes full power fan-forced boost. 3

Installation
- 4 in. (102 mm) minimum clearance to floor.
- May be surface-mounted or recessed in 2 in. X 3 in. stud partitions.
- Mounting holes for ease of installation.
- Large wiring compartment.

Warranty
- 5-year warranty against defects.

Application
- Bathroom, kitchen, family room, entrance way.

Model

Watts	Volts	Product #	Price	Weight lb	Weight kg
2000[1]	240	**OHY2000-TH[1]**	**796.00**	22.75	10.3

Option

Product # Kit	Product # Factory installed*	Price	Description
KIT-OHY-DIS[2]	DIS[2]	**115.00**	Disconnect switch, 20A at 250V

** For factory installed options, add the option number to the product number.*
*See the **Product Code** section inside the front cover.*
[1]BEWARE: Not available for 208V.
[2] For the U.S. only: The nominal current of the unit must not exceed 80% of the capacity of the disconnect.
Add"BL" for white, "AM" for almond.
Upcharge available for optional colors shown in the color chart section.
Electronic thermostat available in grey only.

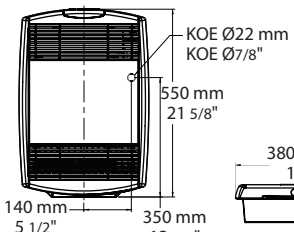

Front View

Bottom View

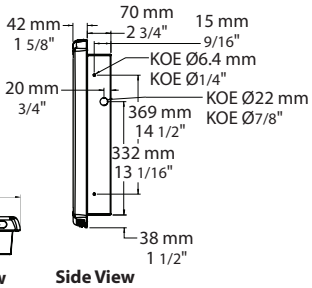

Side View

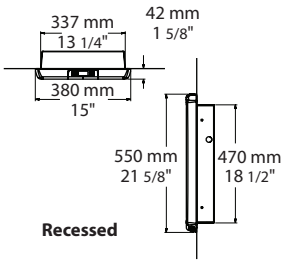

Recessed

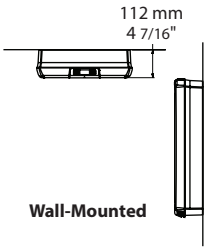

Wall-Mounted

OVC Compact Electronic Fan Heater

Features

Color
- Standard: white.
- Optional (upcharge applicable): almond, metallic silver, bronze, metallic charcoal, aluminum, semi-gloss black, sand.
- Custom colors available upon request.

Finish
- Standard: epoxy/polyester powder paint.

Voltage
- 120, 240/208V, 1-phase.

Construction
- Shock-resistant cast aluminum front cover.
- 20-gauge steel.
- High-limit temperature control with automatic reset.

Fan
- Whisper-quiet squirrel-cage fan.
- Factory-lubricated, two-speed motor.

Heating element
- Nickel-chromium alloy stitched wire protected by mica insulators.
- Heating element provides instant heat.

Control

Model (-TH)
- Operating modes adapted for all requirements (comfort, economy, frost-free, full power, standby mode).
- Built-in electronic digital thermostat/timer with backlit display that can be used as a night light.
- Electronic thermostat with 2 triacs automatically switches from 750W to 1500W when needed.
- Keypad lock function that eliminates unwanted temperature adjustments and the use of the thermostat modes.

Model (-PW)
- Requires non pulsing wall-mounted thermostat (sold separately).
- Wattage must be selected at the time of wiring (750W or 1500W).

Installation
- 6 in. (152 mm) minimum clearance to floor.
- May be recessed or surface-mounted without adaptor in 2 in. X 3 in. stud partitions with gypsum.
- Easy installation and connection with mounting screws and knockouts (mounting screws included).
- Template included.

Warranty
- 5-year warranty against defects.

Application
- Hallways, bathrooms, shower rooms, dining rooms, kitchens, corridors.

OVC

Models

Watts min.	Watts max.	Volts	Product #	Price	Weight lb	Weight kg
750	1500	120	**OVC1502BL-TH**	**443.00**	11.5	5.22
750/563	1500/1125	240/208	**OVC1500BL-TH**	**443.00**	11.5	5.22
750/563 1500/1125		240/208	**OVC1500BL-PW**[1]	**358.00**	12.2	5.53

Options

Product # Factory installed*	Price	Description
DIS[2]	**118.00**	Disconnect switch, 20A at 250V
R[3]	**81.00**	Single-pole relay, coil 24V, without transformer, 22A at 208V, 240V
RT[3]	**110.00**	Single-pole relay, coil 24V, with transformer 208V, 240V/24V, 22A max.
TRIAC[3]	**81.00**	Single-pole electronic relay, coil 24V, without transformer, 15A at 240V max.
TRIACT[3]	**110.00**	Single-pole electronic relay, coil 24V, with transformer, 15A at 240V max.

** For factory installed options, add the option number to the product number. See the **Product Code** section inside the front cover.*
[1] Requires non pulsing wall-mounted thermostat (sold separately). Please refer to the Wall Thermostats Reference Chart.
[2] For the U.S. only: The nominal current of the unit must not exceed 80% of the capacity of the disconnect. This option is available with built-in thermostat (option -TH) or power selector (option -PW).
[3] These options must be chosen with the power selector (option -PW).
Custom colors available upon request.

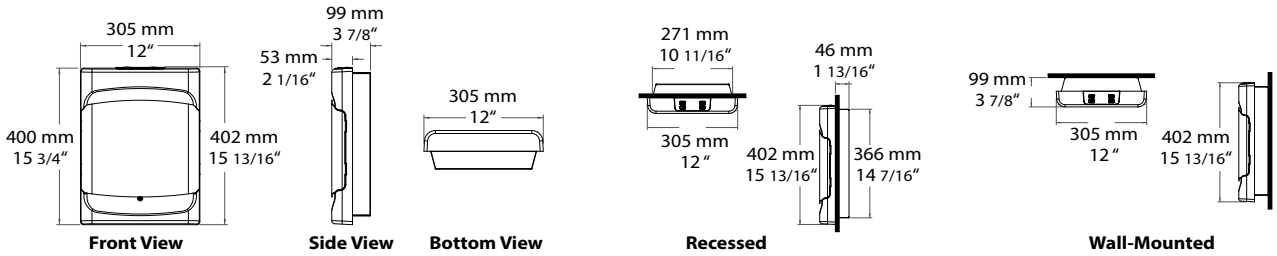

OVE European-Style Bathroom Fan Heater

US
VERSION AVAILABLE

Features

Color
- Standard: white, almond.
- Optional (upcharge applicable): metallic silver, bronze, metallic charcoal, aluminum, semi-gloss black, sand.
- Custom color available upon request.

Finish
- Standard: epoxy/polyester powder paint.
- **Optional: stainless steel (grilles and back of the heater are painted black).**

Voltage
- 120V, 240/208V, 1-phase.

Construction
- 20-gauge steel or 22-gauge stainless steel.
- Outlet-grille efficiently distributes warm air throughout the heated area.
- Bar grilles prevent insertion of foreign objects; smooth-finish paint is washable and anti-yellowing.
- High-limit temperature control with automatic reset.

Fan
- Whisper-quiet squirrel-cage fan.
- Factory-lubricated motor.

Heating element
- Nickel-chromium alloy stitched wire protected by mica insulators.
- Heating element provides instant heat.

Control
- Bulb thermostat (-T and -TM models).
- Mechanical timer, 0-60 minutes (-TM model).

Note: If an electronic wall-mounted thermostat is used, it must be compatible with forced-air heaters.

Installation
- 12 in. (306 mm) minimum clearance to floor.
- May be recessed or surface-mounted without adaptor in 2 in. X 3 in. stud partitions.
- Holes for fastening and convenient knock-outs allow for easy installation and connection (mounting screws included).

Warranty
- 5-year warranty against defects.

Application
- Bathroom, kitchen, family room, entrance way.

Models

Watts	Volts	Product #	Price		Weight	
			Standard Models	Stainless Steel	lb	kg
1500	120	OVE1502[1]	446.00	572.00	14.0	6.4
1500	120	OVE1502-T	513.00	655.00	14.0	6.4
1500	120	OVE1502-TM	556.00	710.00	14.0	6.4
1500/1125	240/208	OVE1500[1]	377.00	482.00	14.0	6.4
1500/1125	240/208	OVE1500-T	433.00	557.00	14.0	6.4
1500/1125	240/208	OVE1500-TM[2]	471.00	602.00	14.0	6.4
1500/1125	240/208	OVE1500BL-TM[3]	306.00	-	14.0	6.4

[1] Requires non pulsing wall-mounted thermostat. Please refer to the Wall Thermostats Reference Chart at the end of the catalog.
[2] Price for standard "AM" almond color and base price for upcharge applicable on optional colors.
[3] Price for standard "BL" white color.
Add "BL" for white, "AM" for almond, "SS" for stainless steel.
For almond models with -T or -TM the knobs are black.
For stainless steel models the grilles and the back of the heater are painted black.
Upcharge available for optional colors shown in the color chart section.

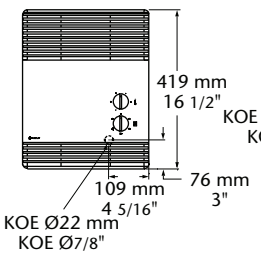

Front View

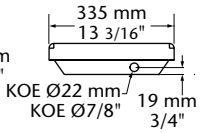

Bottom View

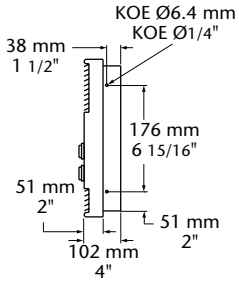

Side View

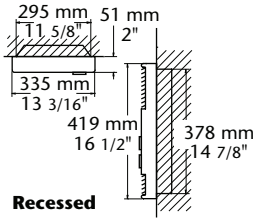

Recessed

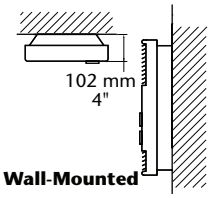

Wall-Mounted

OFB Compact Wall Fan Heater

Features

Color
- Standard: white.

Finish
- Standard: epoxy/polyester powder paint.

Voltage
- 120V, 240/208V, 1-phase.

Construction
- 20-gauge steel cabinet.
- Warm air outlet that directs the air downwards, towards the center of the room.
- Bar grille prevents insertion of foreign objects; smooth-finish paint is washable and anti-yellowing.
- Manual de-energize high-limit temperature control.

Fan
- Whisper-quiet squirrel-cage fan.
- Factory-lubricated motor.

Heating element
- Nickel-chromium alloy stitched wire protected by mica insulators.
- Heating element provides instant heat.

Control
- Line voltage control circuit for thermostat, timer or switch (not included, must be compatible with the selected voltage and wattage of the heater).

Note: If an electronic thermostat is used, it must be compatible with forced-air heaters.

Installation
- Recommended installation height: max. 10 ft. (3 m), min. 6 ft. (1.8 m).
- Wattage must be selected at the time of wiring (750W or 1500W).
- Quick surface-mounted installation, with the included mounting bracket.
- Flexible cable with electrical wall box cover plate included.
- Requires installation of a wall electrical box not supplied.

Warranty
- 2-year warranty against defects.
- 5-year warranty on the heating element.

Application
- Bathroom, entrance way, stairwell.

Models

Watts[1]	Volts	Product #	Price	Weight lb	Weight kg
750 1500	120	**OFB1502BL**	**403.00**	8.1	3.7
750/563 1500/1125	240/208	**OFB1500BL**	**367.00**	8.1	3.7

[1] Wattage can be selected on site (750W or 1500W).
Standard color is white.

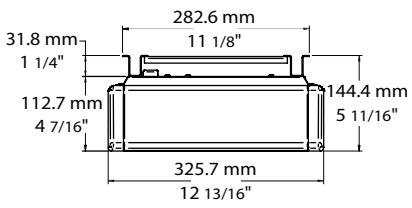

Top View

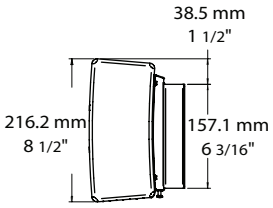

Side View

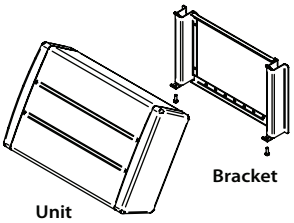

OVS
Residential Wall Fan Heater

OVRP
Compact Ceiling Fan Heater

OVS
with Surface
Mounting Box

OVS
Recessed

C US
VERSION AVAILABLE

OVRP
with Surface
Mounting Box

OVRP
Recessed

Features

Color
- Standard: white, almond.
- Optional (upcharge applicable): metallic silver, bronze, metallic charcoal, aluminum, semi-gloss black, sand.
- Custom colors available upon request.

Finish
- Standard: epoxy/polyester powder paint.

Construction
- 20-gauge steel cabinet.
- 22-gauge steel front cover.
- High-limit temperature control with automatic reset.

Fan
- Quiet fan operating.
- 120V, 208V, 240/208V models: 500W to 1000W; 40 cfm fan and 1250W to 2000W; 80 cfm fan.
- 347V models : 80 cfm fan.
- Factory-lubricated motor.

Heating element
- 120V, 208V, 208/240V: durable tubular heating element with fins.
  - Factory sealed element available.
- 347V: Iron-Chromium-Aluminum alloy.

Control
- If an electronic thermostat is used, it must be compatible with forced-air heaters.

Installation
- Quick installation with recess box mounting holes.
- Large wiring compartment.
- Surface mounting box available.
- Tight fit with V-shaped recess box.

Warranty
- 5-year warranty against defects.

Application
- Entrance way, kitchen, bathroom, family room, basement.

OVS Features

Voltage
- 120V, 208V, 240/208V, 347V, 1-phase.

Control
- Built-in thermostat available with a control knob or tamperproof.

Installation
- Wall installation only.
- The air outlet should be installed at least 4 in. (102 mm) from flooring withstands temperature and 10 in. (254 mm) from linoleum flooring.
- May be recessed in 2 in. X 3 in. stud partitions.

OVRP Features

Voltage
- 120V, 240/208V, 347V, 1-phase.

Control
- Must be used with a compatible wall thermostat (not included).
- Electronic relay available.

Installation
- Ceiling installation only.
- The air outlet should be installed at least 10 in. (25.4 cm) from the wall.
- May be recessed in ceiling.

Mounting positions available. Pictures showing front panel. Directional vane air flow.

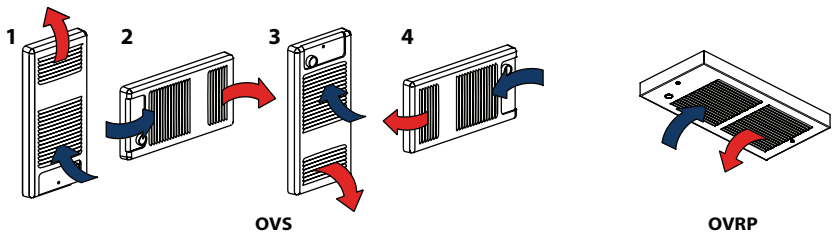

OVS Models

Watts	Volts	Product #	Price	Weight lb	Weight kg
500	120	**OVS0502**	**279.00**	9.0	4.1
750	120	**OVS0752**	**279.00**	9.0	4.1
1000	120	**OVS1002**	**297.00**	9.0	4.1
1250	120	**OVS1252**	**323.00**	9.0	4.1
1500	120	**OVS1502**	**323.00**	9.0	4.1
2000	208	**OVS2008**	**353.00**	9.0	4.1
500/375	240/208	**OVS0500**	**274.00**	9.0	4.1
750/563	240/208	**OVS0750**	**274.00**	9.0	4.1
1000/750	240/208	**OVS1000**	**289.00**	9.0	4.1
1250/938	240/208	**OVS1250**	**289.00**	9.0	4.1
1500/1125	240/208	**OVS1500**	**319.00**	9.0	4.1
2000/1500	240/208	**OVS2000**	**345.00**	9.0	4.1
1000	347	**OVS1007**	**361.00**	9.0	4.1
1500	347	**OVS1507**	**378.00**	9.0	4.1
2000	347	**OVS2007**	**400.00**	9.0	4.1

OVRP Models

Watts	Volts	Product #	Price	Weight lb	Weight kg
500	120	**OVRP0502**	**355.00**	9.0	4.1
750	120	**OVRP0752**	**355.00**	9.0	4.1
1000	120	**OVRP1002**	**378.00**	9.0	4.1
1250	120	**OVRP1252**	**415.00**	9.0	4.1
1500	120	**OVRP1502**	**415.00**	9.0	4.1
500/375	240/208	**OVRP0500**	**346.00**	9.0	4.1
750/563	240/208	**OVRP0750**	**346.00**	9.0	4.1
1000/750	240/208	**OVRP1000**	**366.00**	9.0	4.1
1250/938	240/208	**OVRP1250**	**366.00**	9.0	4.1
1500/1125	240/208	**OVRP1500**	**405.00**	9.0	4.1
500	347	**OVRP0507**	**533.00**	9.0	4.1
1000	347	**OVRP1007**	**559.00**	9.0	4.1
1500	347	**OVRP1507**	**598.00**	9.0	4.1
2000	347	**OVRP2007**	**663.00**	9.0	4.1

OVS Options

Product # Kit	Product # Factory installed*	Price	Description
KIT-OVS-BS	-	67.00	Surface mounting box
KIT-OVS-DIS[1]	DIS[1]	163.00	Disconnect switch, 20A at 277V max. (120V, 208V, 240/208V only)
-	ES[2]	29.00	Factory sealed element (120V, 208V, 240/208V only)
KIT-OVS-TB6	TB6	59.00	Single-pole bi-metal thermostat (347V factory installed only)
KIT-OVS-TB26[3]	TB26[3]	72.00	Double-pole bi-metal thermostat (347V factory installed only)
KIT-OVS-TB6-AV	TB6AV	69.00	Single-pole bi-metal tamperproof thermostat (347V factory installed only)
KIT-OVS-TB26-AV[3]	TB26AV[3]	72.00	Double-pole bi-metal tamperproof thermostat (347V factory installed only)

OVRP Options

Product # Kit	Product # Factory installed*	Price	Description
KIT-OVR-BS	-	73.00	Surface mounting box
KIT-OVR-DIS[1]	DIS[1]	179.00	Disconnect switch, 20A at 277V max. (120V, 208V, 240/208V only)
-	ES[2]	33.00	Factory sealed element (120V, 208V, 240/208V only)
-	TRIAC[4]	83.00	Single-pole electronic relay, coil 24V, without transformer, 15A at 347V max.
-	TRIACT[4]	113.00	Single-pole electronic relay, coil 24V, with transformer, 15A at 208V, 240V, 277V, 347V

** For factory installed options, add the option number to the product number. See the **Product Code** section inside the front cover.*
[1] For the U.S. only: The nominal current of the unit must not exceed 80% of the capacity of the disconnect.
[2] The option "sealed element" increases the reliability of these in humid environments. It does not completely eliminate the leakage currents of metal sheathed heating elements.
[3] "Off" position.
[4] The TRIAC and TRIACT option is only available for the products OVRP0507, OVRP0757 and OVRP1007.
Add "BL" for white, "AM" for almond.
Upcharge applicable for optional colors shown in the color chart section.

OVS

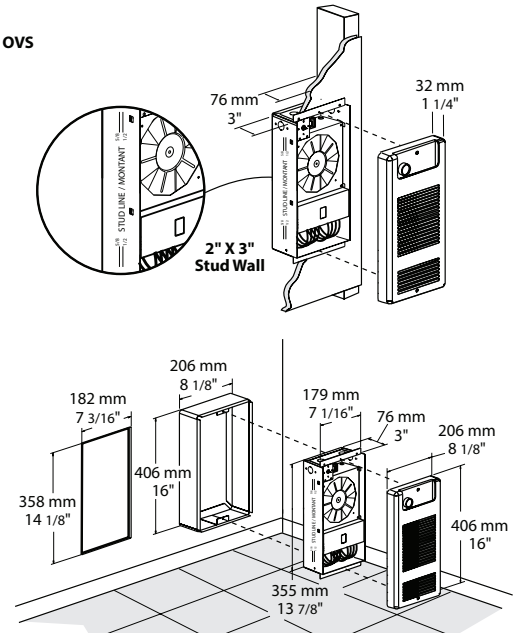

OVRP

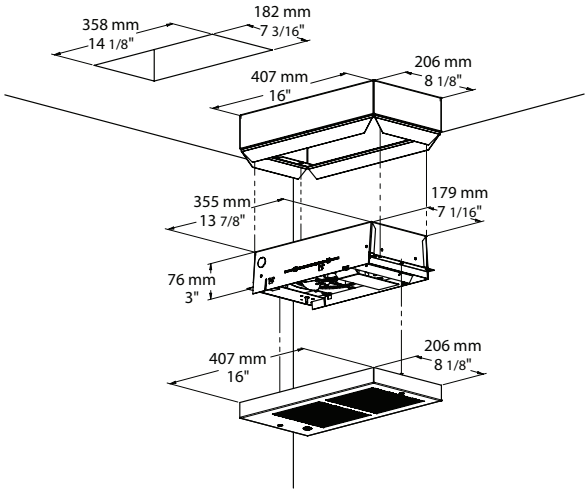

OCP Kickspace Fan Heater

Features

Color
- Standard: semi-gloss black, white, almond.
- Optional (upcharge applicable): metallic silver, bronze, metallic charcoal, aluminum, sand.
- Custom colors available upon request.

Finish
- Standard: epoxy/polyester powder paint.

Voltage
- 120V, 240/208V, 1-phase.

Construction
- 20-gauge steel.
- 1000W standard. Wattage can be converted to 500W at the time of wiring (see installation instructions).
- High-limit temperature control with automatic reset (first level).
- High-limit temperature control with manual reset (second level).

Fan
- 80 cfm fan (44.5).
- Factory-lubricated motor.

Heating element
- Two elements of 500W (1000W in parallel).
- Durable tubular heating element with fins.

Control
- Built-in thermostat kit available.

Note: If an electronic thermostat is used, it must be compatible with forced-air heaters.

Installation
- Do not install the heater near thermosensitive materials.
- Trim frame included.

Warranty
- 5-year warranty against defects.

Application
- Kitchen, bathroom, recessed in stair risers.

Models

Watts	Volts	Product #	Price	Weight lb	Weight kg
500 1000	120	OCPU1002	483.00	13.0	5.9
500/375 1000/750	240/208	OCPU1000	459.00	13.0	5.9

Options

Product # Kit	Product # Factory installed*	Price	Description
KIT-OCP-TB6	TB6	94.00	Single-pole bi-metal thermostat
KIT-OCP-TB26[1]	TB26[1]	107.00	Double-pole bi-metal thermostat

** For factory installed options, add the option number to the product number.*
*See the **Product Code** section inside the front cover.*
[1] "Off" position.
Add "NL" for semi-gloss black, "BL" for white, "AM" for almond.
Upcharge available for optional colors shown in the color chart section.

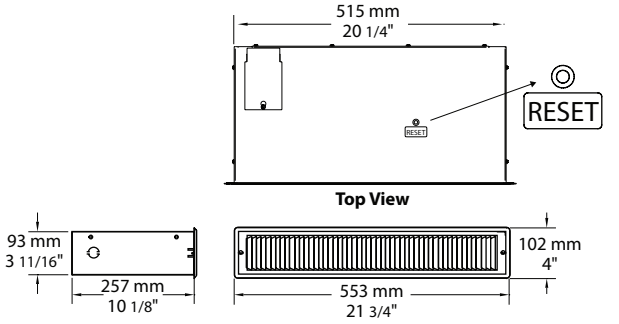

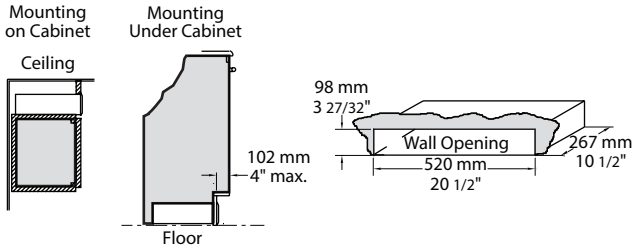

OFH Floor Insert Fan Heater

Features

Color
- Standard: bronze, white, almond.
- Optional (upcharge applicable): metallic silver, metallic charcoal, aluminum, semi-gloss black, sand.
- Custom colors available upon request.

Finish
- Standard: epoxy/polyester powder paint.

Voltage
- 120V, 240/208V, 1-phase.

Construction
- Welded 20-gauge steel.
- Sturdy floor grille (14-gauge).
- Protective screen keeps foreign objects from falling into the unit.
- High-limit temperature control with manual reset.

Fan
- Large diameter, quiet fan operating at 43.9 dBA at 80 cfm.
- Factory-lubricated motor.

Heating element
- Durable tubular heating element with fins.

Installation
- Minimum clearance from adjacent walls: 6 in. (15.2 cm).
- Large wiring compartment.

Warranty
- 5-year warranty against defects.

Application
- Bay window, near patio door.

Note: If an electronic thermostat is used, it must be compatible with forced-air heaters.

Models

Watts	Volts	Product #	Price	Weight lb	Weight kg
500	120	**OFH0502**	**723.00**	16.0	7.3
1000	120	**OFH1002**	**746.00**	16.0	7.3
1500	120	**OFH1502**	**760.00**	16.0	7.3
500/375	240/208	**OFH0500**	**723.00**	16.0	7.3
1000/750	240/208	**OFH1000**	**746.00**	16.0	7.3
1500/1125	240/208	**OFH1500**	**760.00**	16.0	7.3

Add "BZ" for bronze, "BL" for white, "AM" for almond.
Upcharge available for optional colors shown in the color chart section.

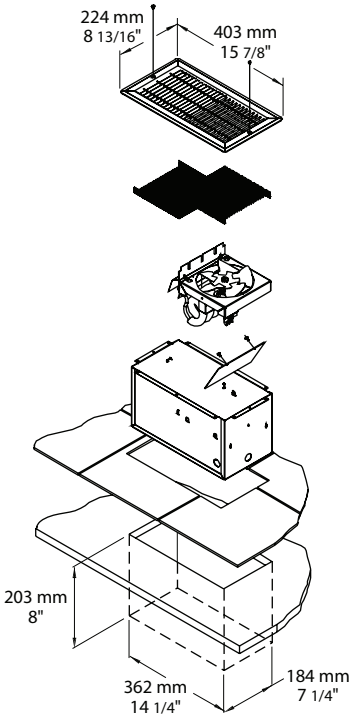

OFE-C Comfort Electric Furnace

Features

Finish
- Non-painted galvanized steel.

Voltage
- 240/208V, 1-phase.

Construction
- Robust galvanized steel casing, all insulated for reduced heat loss and noise.
- One panel on casing provides access to internal parts.

Fan
- High quality precision balanced blower for quiet operation and optimal performance.

Motor
- Standard motor (PSC), permanently lubricated and rubber mounted for maximum vibration and noise reduction.
- Relay and printed circuit board (PCB) control automatic operation of motor and allow for the addition of air conditioning or heat pump.

Heating element
- Heavy duty, reliable 4kW and 5kW Helical coil nickel-chromium alloy wire provide superior heat transfer with unrestricted air flow.
- Heating elements can be individually replaced.
- High-limit temperature control with automatic reset.
- Elements modulation is done by a low voltage printed circuit board to prevent power surges.

Control
- Heavy duty 24VAC transformer provides power to relays and controls.
- Built-in breakers with manual reset.
- Compatible with 1 or 2-stage thermostat with or without external unit.
- A 120V terminal block also permits installation of accessories such as humidifier and electronic filter (maximum 2A).

Installation
- Multi-position installation, sides, back, or bottom air returns.
- Approved for zero clearance installation against combustible surfaces.

Warranty
- 5-year warranty against defects.

Application
- For cottages, homes or offices, also approved for mobile homes use. May be installed in a basement, closet, crawl space or any unused area or alcove.

OFE-C

Models with Standard Motor (PSC)[1]

Product #	Volts (1 ph) 2 wires	kW (BTU/hr)	Amp. including motor	Motor HP	Static Pressure at 0.5" W.C.		Weight	
					Motor Speed[2]	cfm[3]	lb	kg
OFEC10000	240/208	10.0 (34120)/7.5 (25628)	44.0/38.2	1/3	Low	595	105	48
OFEC15000	240/208	15.0 (51180)/11.3 (38442)	64.7/56.1	1/3	Low	595	105	48
OFEC18000	240/208	18.0 (61420)/13.5 (46130)	78.4/68.0	1/3	Low	595	105	48
OFEC20000	240/208	20.0 (68240)/15.0 (51256)	85.4/74.1	1/3	Low	595	105	48

Options

Product # Kit	Description
OFE-SO2	Downflow sub-base
OFE-AK2	Adaptor kit for 17 in. x17 in. duct

[1] Installation is forbidden outside Québec.
[2] Factory settings.
[3] Refer to the installation instructions and owner's manual for complete air flow tables.

Wall Controls

Compatible with any low voltage thermostat. See the Wall thermostat reference chart.

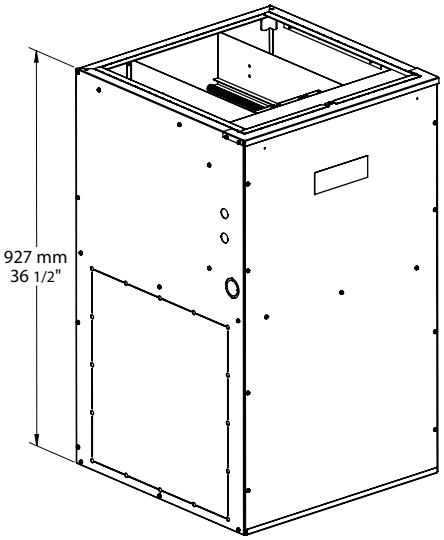

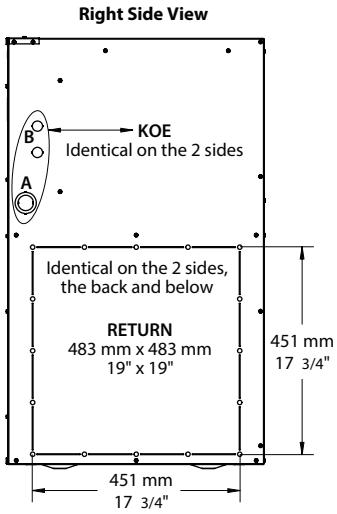

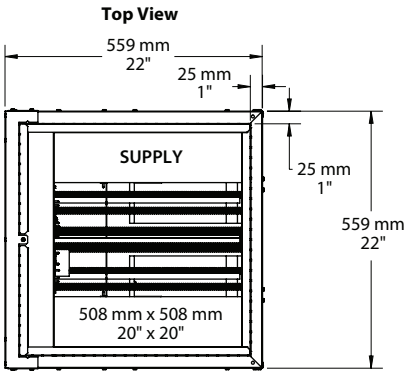

OFE-A Advantage Electric Furnace

Features

Color
- Standard: grey.

Voltage
- 240/208V, 1-phase.

Construction
- Steel casing, all insulated for reduced heat loss and noise.
- Dual access panels on casing provide easy access to internal parts.

Fan
- High quality precision balanced blower for quiet operation and optimal performance.

Motor
- Standard motor (PSC), permanently lubricated.
- Variable speed electronically commutated motor (ECM), permanently lubricated.
- Both motors are rubber mounted for maximum vibration and noise reduction.
- Relay and printed circuit board (PCB) control automatic operation of motor and allow for the addition of air conditioning or heat pump.

Heating element
- Heavy duty, reliable 4kW and 5kW helical coil nickel-chromium alloy wire provide superior heat transfer with unrestricted air flow.
- Heating elements can be individually replaced.
- High-limit temperature control with automatic reset.
- Heating element sequence is done by a low voltage printed circuit boards with rectifier/timers to prevent power surges.

Control
- Heavy duty 24VAC transformer provides power to relays and controls.
- Easy access built-in breakers with manual reset.
- Thermostat "On" light indicates a call for heat by the thermostat.
- "Speed Selector" switch: "Low" or "High".
- "Fan Selector" switch: "On" or "Off".
- Compatible with 1 or 2-stage thermostat with or without external unit.
- A 120V terminal block also permits installation of accessories such as humidifier and electronic filter (maximum 2A).

Installation
- Multi-position installation, sides, back, or bottom air returns.
- Approved for zero clearance installation against combustible surfaces.

Warranty
- 5-year warranty against defects.

Application
- For cottages, homes or offices, also approved for mobile homes use. May be installed in a basement, closet, crawl space or any unused area or alcove.

OFE-A

Models with Standard Motor (PSC)[1]

Product #	Volts (1 ph) 2 wires	kW (BTU/hr)	Amp. including motor	Motor HP	Static Pressure at 0.5" W.C.		Weight	
					Motor Speed[2]	cfm[3]	lb	kg
OFEA10000	240/208	10.0 (34120)/7.5 (25628)	44.0/38.2	1/3	Low	595	105	48
OFEA15000	240/208	15.0 (51180)/11.3 (38442)	64.7/56.1	1/3	Low	595	105	48
OFEA18000	240/208	18.0 (61420)/13.5 (46130)	78.4/68.0	1/3	Low	595	105	48
OFEA20000	240/208	20.0 (68240)/15.0 (51256)	85.4/74.1	1/3	Low	595	105	48
OFEA23000-1H	240/208	23.0 (78480)/17.3 (58944)	102.4/88.7	1	Medium/Low	1275	105	48
OFEA25000-1H	240/208	25.0 (85360)/18.8 (64070)	109.4/94.8	1	Medium/Low	1275	105	48
OFEA27000-1H	240/208	27.0 (92130)/20.3 (69195)	119.5/103.6	1	Medium/Low	1275	105	48
OFEA30000-1H	240/208	30.0 (102432)/22.5 (76884)	130.2/112.8	1	Medium/Low	1275	105	48

Models with Variable Speed Motor (ECM)

Product #	Volts (1 ph) 2 wires	kW (BTU/hr)	Amp. including motor	Motor HP	Motor Speed	Weight	
						lb	kg
OFEA10000-VV	240/208	10.0 (34120)/7.5 (25628)	43.7/38.6	1/2	Variable	105	48
OFEA15000-VV	240/208	15.0 (51180)/11.3 (38442)	64.4/56.5	1/2	Variable	105	48
OFEA18000-VV	240/208	18.0 (61420)/13.5 (46130)	78.1/68.4	1/2	Variable	105	48
OFEA20000-VV	240/208	20.0 (68240)/15.0 (51256)	85.1/74.5	1/2	Variable	105	48
OFEA23000-1HVV	240/208	23.0 (78480)/17.3 (58944)	101.7/89.6	1	Variable	105	48
OFEA25000-1HVV	240/208	25.0 (85360)/18.8 (64070)	108.7/95.7	1	Variable	105	48
OFEA27000-1HVV[4]	240/208	27.0 (92130)/20.3 (69195)	118.8/104.5	1	Variable	105	48
OFEA30000-1HVV[4]	240/208	30.0 (102432)/22.5 (76884)	129.5/113.7	1	Variable	105	48

Options

Product # Kit	Description
OFE-SO2	Downflow sub-base
OFE-AK2	Adaptor kit for 17 in. x17 in. duct
OFE-TM	Diagnostic tool for ECM motor

[1] Installation is forbidden outside Québec.
[2] Factory settings.
[3] Refer to the installation instructions and owner's manual for complete air flow tables.
[4] These models come with two supply terminal blocks. It is possible to do a field conversion from two to one supply (requires copper wire). Refer to the installation instructions and owner's manual for details. Standard color is grey.

Wall Controls

Compatible with any low voltage thermostat. See the Wall thermostat reference chart.

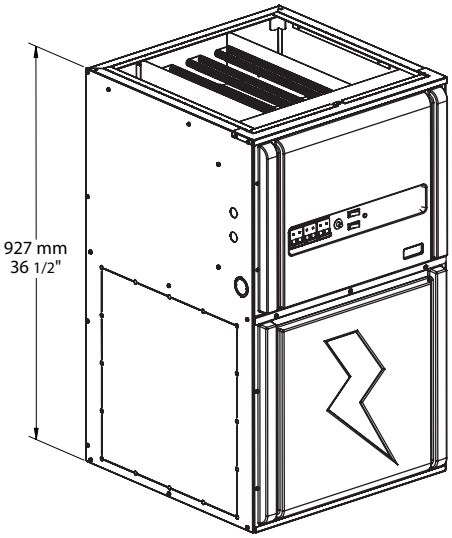

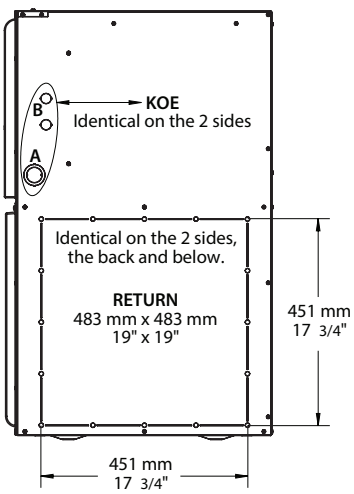

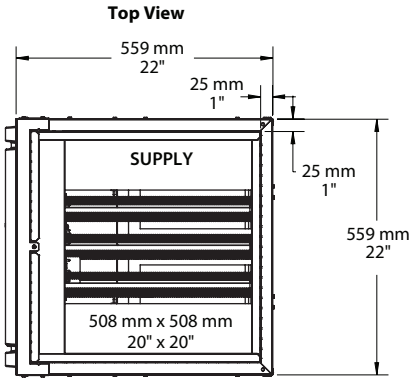

KOE
A = 35 mm @ 44 mm
1 3/8" & 1 3/4"

B = 29 mm
7/8"

OFE-B First Generation Nortron Electric Furnace

NORTRON

Features

Color
- Standard: grey.

Voltage
- 208V, 3-phase.

Construction
- One panel on casing provides access to internal parts.

Fan
- High quality precision balanced blower for quiet operation and optimal performance.

Motor
- Standard motor (PSC), permanently lubricated and rubber mounted for maximum vibration and noise reduction.
- Furnace interlock kit designed to connect the furnace operation with a ventilation fan or a heat recovery ventilator unit (optional).

Heating element
- Heavy duty, reliable Helical coil nickel-chromium alloy wire provide superior heat transfer with unrestricted air flow.
- Heating elements can be individually replaced.
- High-limit temperature control with automatic reset.
- Elements modulation is done by electro-mechanical sequencers.

Control
- Heavy duty 24VAC transformer provides power to relays and controls.
- Easy access built-in breakers with manual reset.
- "Season Selection" switch: "Mild" or "Cold".
- "Recirculation Mode" switch: "On" or "Off".
- Compatible with 1 or 2-stage thermostat with or without external unit.

Installation
- Multi-position installation, sides, back, or bottom air returns.
- Approved for zero clearance installation against combustible surfaces.

Warranty
- 5-year warranty against defects.

Application
- For cottages, homes or offices, also approved for mobile homes use. May be installed in a basement, closet, crawl space or any unused area or alcove.

Models 208V with Standard Motor (PSC)

Product #	Volts (3 ph) 3 wires	kW (BTU/hr)	Amp. including motor	Motor HP	Static Pressure at 0.2" W.C.		Weight	
					Motor Speed[1]	cfm[2]	lb	kg
83B13-A	208	13.5 (46105)	42.0	1/3	Medium	1126	105	47.6
83B24-A	208	24.0 (81964)	70.0	1/3	Medium	1126	115	52.2

Option

Product # Kit	Description
FIK	Furnace Interlock Kit

[1] Factory settings.
[2] Refer to the installation instructions and owner's manual for complete air flow tables.

Wall Controls

Compatible with any low voltage thermostat.

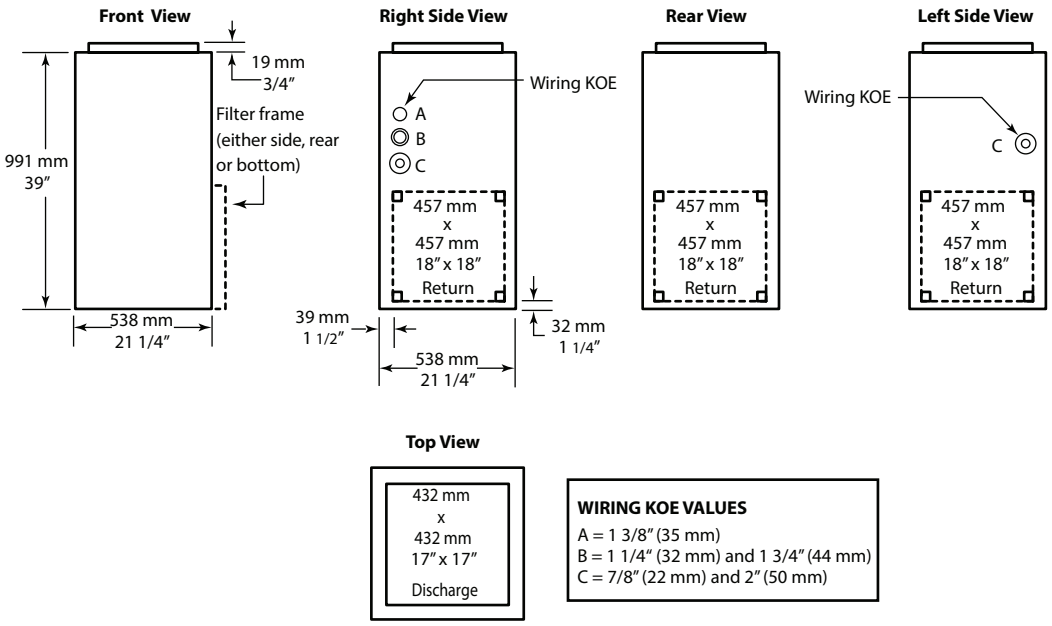

OFE-ECM Energy Efficient Nortron Electric Furnace

NORTRON

Features

Color
- Standard: grey.

Voltage
- 240V, 1-phase.

Construction
- Steel casing, all insulated for reduced heat loss and noise.
- One panel on casing provides access to internal parts.

Fan
- High quality precision balanced blower for quiet operation and optimal performance.

Motor
- Variable speed electronically commutated motor (ECM), permanently lubricated and rubber mounted for maximum vibration and noise reduction.
- Relay and printed circuit board (PCB) control automatic operation of motor and allow for the addition of air conditioning or heat pump.

Heating element
- Heavy duty, reliable Helical coil nickel-chromium alloy wire provide superior heat transfer with unrestricted air flow.
- Heating elements can be individually replaced.
- High-limit temperature control with automatic reset.
- Elements modulation is done by a low voltage printed circuit boards with rectifier/timers to prevent power surges.

Control
- Heavy duty 24VAC transformer provides power to relays and controls.
- Easy access built-in breakers with manual reset (except the 10kW models).
- "Speed Selection" switch: "Low" or "High".
- "Heat Activation" switch: "Slow" or "Fast".
- Compatible with 1 or 2-stage thermostat with or without external unit.

Installation
- Multi-position installation, sides, back, or bottom air returns.
- Approved for zero clearance installation against combustible surfaces.

Warranty
- 5-year warranty against defects.

Application
- For cottages, homes or offices, also approved for mobile homes use. May be installed in a basement, closet, crawl space or any unused area or alcove.

OFE-ECM

Models with Variable Speed Motor (ECM)

Product #	Volts (1 ph) 2 wires	kW (BTU/hr)	Amp. including motor	Motor HP	Static Pressure at 0.2" W.C.		Weight	
					Motor Speed[1]	cfm[2]	lb	kg
21ECM10-A	240	10.0 (34152)	43.0	1/3	Low	740	108	50.0
21ECM15-A	240	15.0 (51228)	64.0	1/3	Medium	1040	108	50.0
21ECM18-A	240	18.0 (61473)	76.0	1/3	Medium	1040	110	49.9
21ECM20-A	240	20.0 (68304)	84.0	1/3	Medium	1040	110	49.9
21ECM23-A	240	22.5 (76842)	94.0	1/3	Medium	1040	115	49.9

Option

Product # Kit	Description
FSB1[3]	Downflow sub-base

[1] Factory settings.
[2] Refer to the installation instructions and owner's manual for complete air flow tables.
[3] Available with 10kW,15kW,18kW and 20kW models.
Standard color is grey.

Wall Controls

Compatible with any low voltage thermostat.

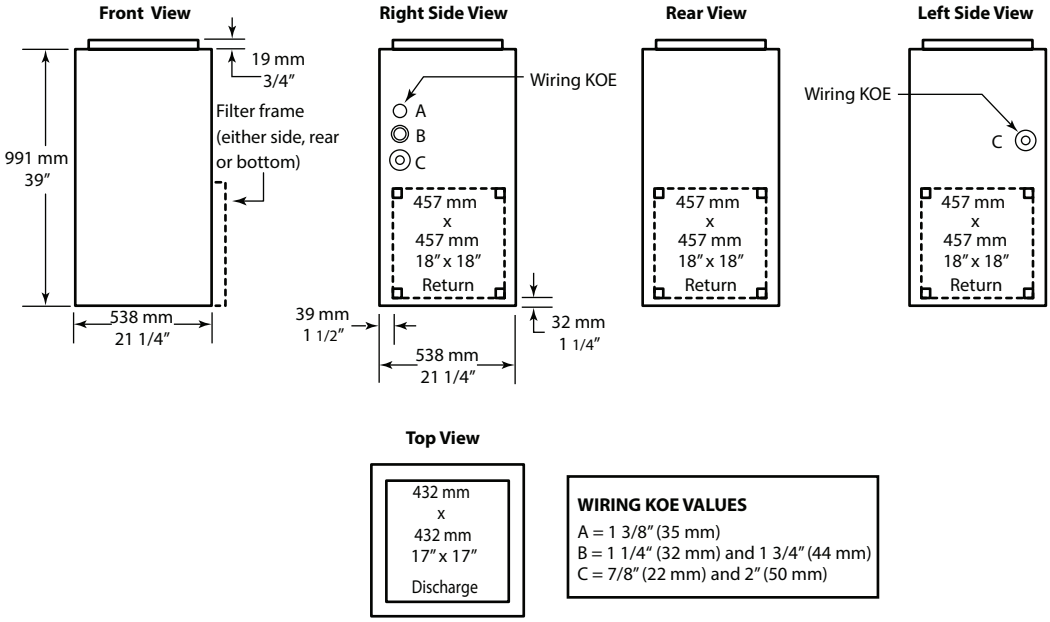

OSAME115R

ERV - Energy Recovery Air Exchanger with Recirculation

Side Port Model

Top Port Model

CSA-C439-18

Features

Air flow and performance
- Fully adjustable air flow (113 cfm @ 0 in.w.g.).
- 67% sensible recovery effectiveness at 0 °C (32 °F) 30 L/s, 60% sensible recovery effectiveness at -25 °C (-13 °F) 24 L/s.
- Recirculation defrosts.

Voltage
- 120V, 60Hz, 0.8A.

Benefit
- Reduce heating demand in winter and cooling demand in summer.
- Whisper-quiet: factory-calibrated and balanced.
- Easy installation and maintenance.
- Designed and manufactured in Canada to operate in variable climatic conditions.

Construction
- Door and housing in corrosion-resistant galvanized steel, 24-gauge, pre-painted neutral white.
- Convenient, screwless hinged door.
- Ultra-thin: 9 in. (229 mm).
- No drain required.
- Lightweight for ease of installation: 37 lb (16.8 kg).
- Port size: 5 in. (127 mm).
- MERV 8 charcoal polyester filters.
- Two configurations to optimize your space: Side Port or Top Port models.
- Reverse air flow configuration available as a factory installed option (-R). For further explanation, please refer to the document Normal and Reverse.
- Foam for ceiling installation for Top Port models only, available as a factory installed option (-F).
- Backdraft damper required on fresh air inlet (not supplied).

Motor
- Energy-efficient, sealed European motor with closed housing and automatic reset thermal protection.
- Balancing without flow keys. 100% electronic adjustment. Pressure ports integrated into the door for precise, easy balancing.

Energy recovery core
- High-efficiency 100% polymer core, extremely durable.
- Recovers both latent and sensible energy. (Heat and Humidity).
- Meets or exceeds ASHRAE 90.1-2010.
- Washable in soapy water to recover its full effectiveness without deterioration or contamination.
- Antimicrobial protection - ISO846.
- Avoid virus transfer - ASTM F-1671 tested.
- Zero crossflow contamination - Certified according to AHRI 1060.
- UL94 HB Flammability tested.

Control/timer
- 2 control choices available:
  - Optional Decora-style wall-mounted control/timer (SA-LT15). INTERMITENT (20-40) – CONTINUOUS – OFF – Timer (20-40-60 minutes).
  - Optional digital Decora-style wall-mounted control/timer (SA-LCD15). INTERMITENT (20-40) – CONTINUOUS – Humidity – Recirculation OFF.

Installation
- Can be ceiling-mounted or suspended.
- Easily installed in the ceiling void or just below the fire-rated ceiling.
- Set of nylon suspension straps included for installation.
- Steel mounting plate for Top Port models only, available as an option (SA-P5R).
- Furnace interconnect plug connector factory installed.

Setting
- Balance the unit using the supplied instruction named: Balancing.
- All the installer needs are the required flow rates, a manometer, and 5 minutes to adjust and balance the system.
- Simply specify the air flow rates for LOW SPEED and HIGH SPEED.
- The static pressure of the system should ideally be less than or equal to the static pressure indicated by the graph for HIGH SPEED.
- You don't have to worry about static pressure to limit air flow or adding flow keys as other devices. All you must do is provide ducting that doesn't limit maximum flow, and the unit's adjustments will allow you to fine-tune flow rates.

Warranty
- Motor 5-year. Other parts except filters and pre-filters 1-year.

Application
- The ideal solution for high-rise apartments and small to medium-size homes.
- Purifies the air by expelling many pollutants, dust, and allergens to the outside, while ensuring an equivalent supply of fresh air in the home.

OSAME115R

Side Port Model

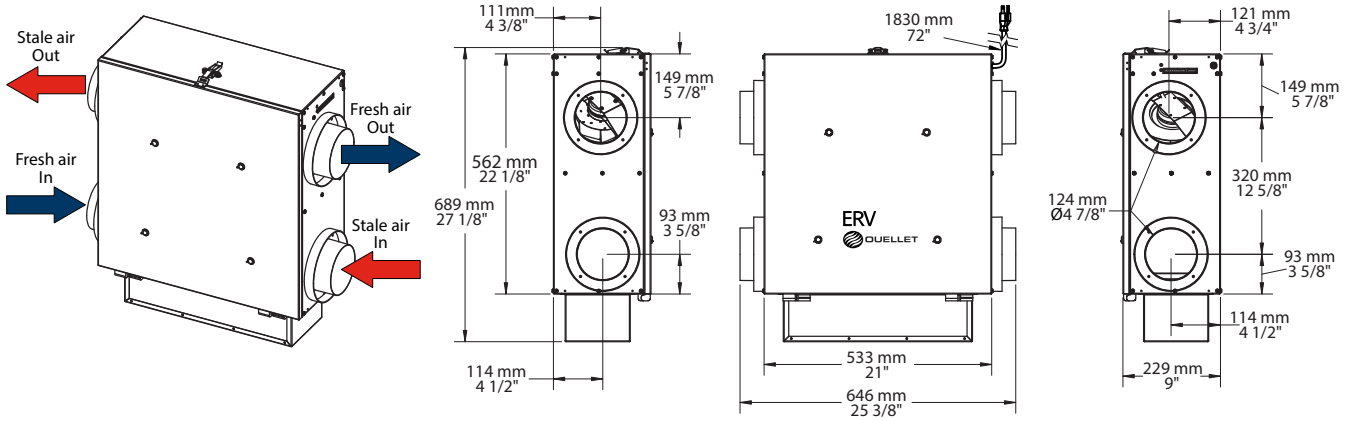

Top Port Model

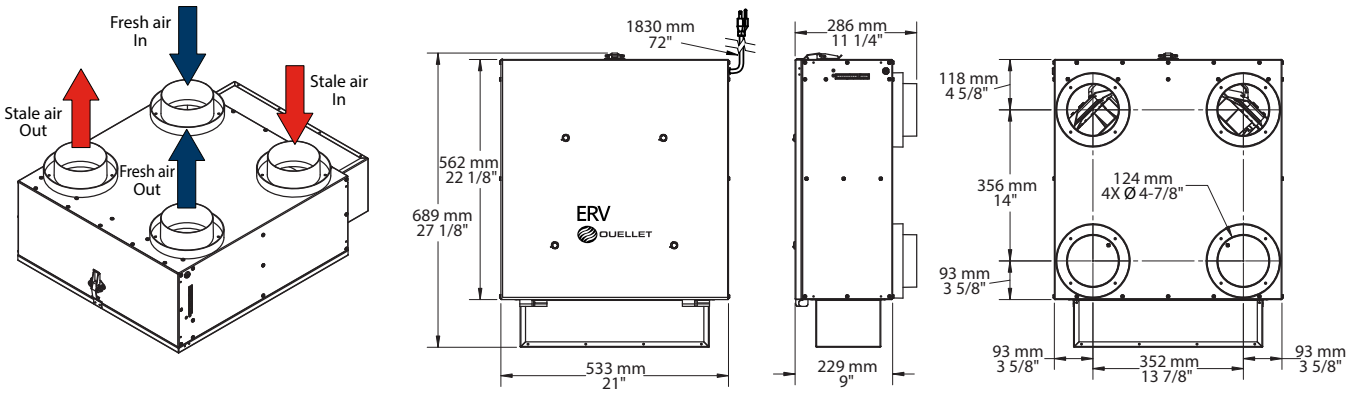

ERV OSAME115R - Curves at highest speed

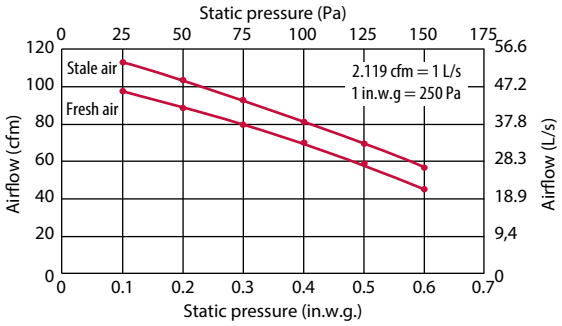

Energy ratings - HVI certified

Supply temperature		Air flow		Power	Sensible recovery (SRE)[1]	Adjusted sensible recovery	Latent recovery / moisture transfer
°C	°F	cfm	L/s	W	%	%	%
Heating							
0	32	47	22	34	70	75	61
0	32	64	30	40	67	71	54
0	32	85	40	54	63	68	49
-25	-13	51	24	41	60	63	50
Cooling					Total recovery efficiency	Adjusted total recovery efficiency	
35	95	47	22	34	53	56	51

Models

Product #	cfm	Recirculation	SRE[1] 0 °C (32 °F) 30 L/s	SRE[1] -25 °C (-13 °F) 24 L/s	Port in.	Port mm	Volts	Hertz	Amp.	Weight lb	Weight kg
ERV Energy recovery air exchanger 113 cfm (Side Port) with recirculation											
OSAME115RS	113	Yes	67%	60%	5	127	120	60	0.8	37	16.8
ERV Energy recovery air exchanger 113 cfm (Top Port) with recirculation											
OSAME115RT	113	Yes	67%	60%	5	127	120	60	0.8	37	16.8

[1] *SRE: Sensible Recovery Effectiveness.*

Options

Product # Kit	Product # Factory installed*	Description
-	F	Foam for ceiling installation for Top Port models only
-	R	Reverse air flow
SA-P5R	-	Steel mounting plate for Top Port model only with foam (F)
KIT-OSA-INS-5	-	Basic installation kit for air exchanger, 5 in. ducts
KIT-SA-FI-115	-	Kit of 2 filters for 115R air exchanger

** For factory installed options, add the option number to the product number.*
*See the **Product Code** section inside the front cover.*

Controls

Product #	Description	
SA-LCD15	Digital Decora-style wall-mounted control/timer for residential air exchangers	
SA-LT15	Decora wall-mounted control/ timer for residential air exchangers	

OSALE115

ERV - Energy Recovery Air Exchanger

Side Port Model

Top Port Model

CSA-C439-18

Features

Air flow and performance
- Fully adjustable air flow (113 cfm @ 0 in.w.g.).
- 64% sensible recovery effectiveness at 0 °C (32 °F) 30 L/s.

Voltage
- 120V, 60Hz, 0.8A.

Benefit
- Reduce heating demand in winter and cooling demand in summer.
- Whisper-quiet: factory calibrated and balanced.
- Easy installation and maintenance.
- Designed and manufactured in Canada to operate in variable climatic conditions.

Construction
- Door and housing in corrosion-resistant galvanized steel, 24-gauge, pre-painted neutral white.
- Convenient, screwless hinged door.
- Ultra-thin: 9 in. (229 mm).
- No drain required.
- Lightweight for ease of installation: 32 lb (14.5 kg).
- Port size: 5 in. (127 mm).
- Two configurations to optimize your space: Side Port or Top Port models.
- Reverse air flow configuration available as a factory installed option (-R). For further explanation, please refer to the document Normal and Reverse.
- Foam for ceiling installation for Top Port models only, available as a factory installed option (-F).
- Backdraft damper required on fresh air inlet (not supplied).

Motor
- Energy-efficient, sealed European motor with closed housing and automatic reset thermal protection.
- Balancing without flow keys. 100% electronic adjustment. Pressure ports integrated into the door for precise, easy balancing.

Energy recovery core
- High-efficiency 100% polymer core, extremely durable.
- Recovers both latent and sensible energy. (Heat and Humidity).
- Meets or exceeds ASHRAE 90.1-2010.
- Washable in soapy water to recover its full effectiveness without deterioration or contamination.
- Antimicrobial protection - ISO846.
- Avoid virus transfer - ASTM F-1671 tested.
- Zero crossflow contamination - Certified according to AHRI 1060.
- UL94 HB Flammability tested.

Control/timer
- Optional Decora-style wall-mounted control/timer (SA-LT15). INTERMITENT (20-40) - CONTINUOUS - OFF - Timer (20-40-60 minutes).

Installation
- Can be ceiling-mounted or suspended.
- Easily installed in the ceiling void or just below the fire-rated ceiling.
- Set of nylon suspension straps included for installation.
- Steel mounting plate for Top Port models only, available as an option (SA-P5R).
- Furnace interconnect plug connector factory installed.

Setting
- Balance the unit using the supplied instruction named: Balancing.
- All the installer needs are the required flow rates, a manometer, and 5 minutes to adjust and balance the system.
- Simply specify the air flow rates for LOW SPEED and HIGH SPEED.
- The static pressure of the system should ideally be less than or equal to the static pressure indicated by the graph for HIGH SPEED.
- You don't have to worry about static pressure to limit air flow or adding flow keys as other devices. All you must do is provide ducting that doesn't limit maximum flow, and the unit's adjustments will allow you to fine-tune flow rates.

Warranty
- Motor 5-year. Other parts except filters and pre-filters 1-year.

Application
- The ideal solution for high-rise apartments and small to medium-size homes, when regulations do not require unit certification at -25°C (-13 °F).
- Purifies the air by expelling many pollutants, dust, and allergens to the outside, while ensuring an equivalent supply of fresh air in the home.

OSALE115

Side Port Model

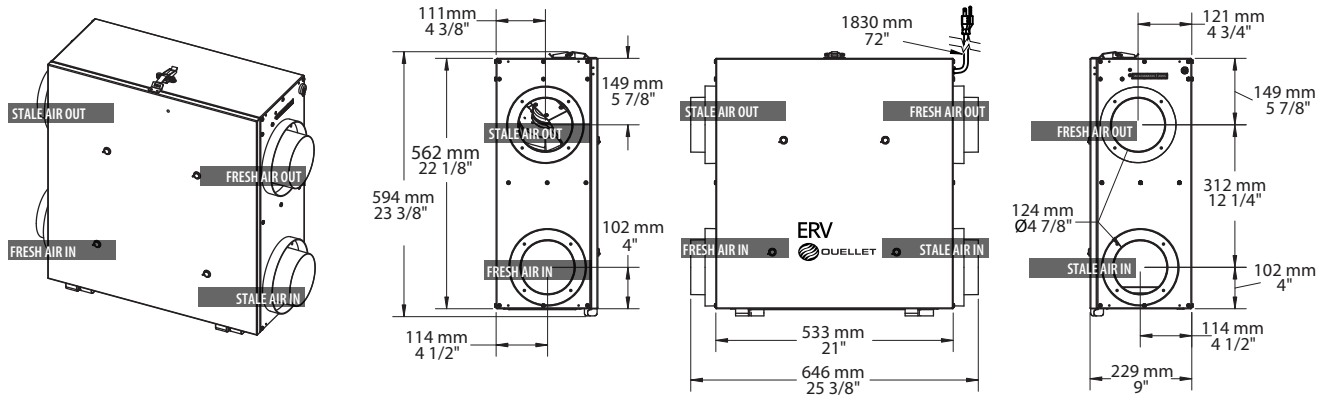

Top Port Model

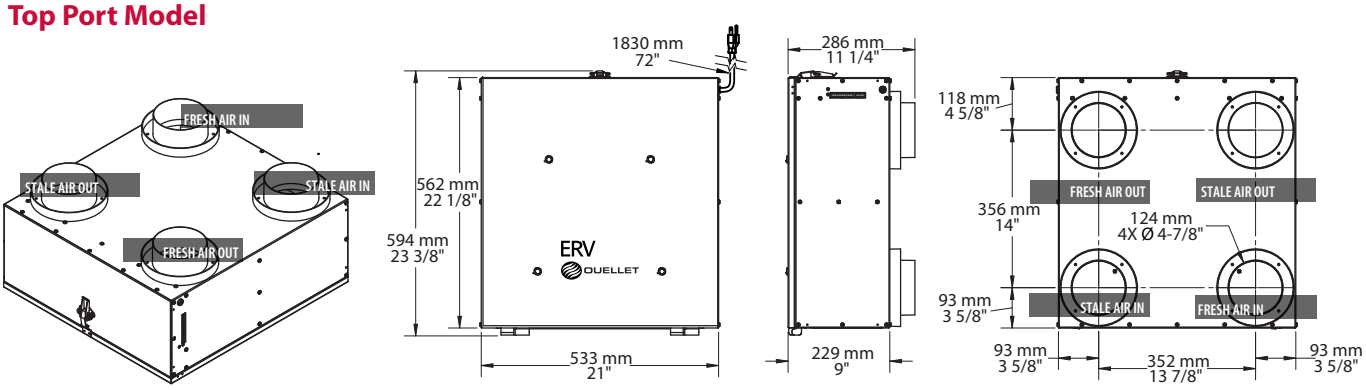

ERV OSALE115 - Curves at highest speed

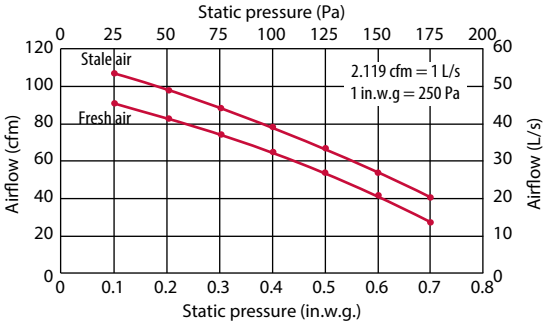

Energy ratings - HVI certified

Supply temperature		Air flow		Power	Sensible recovery (SRE)[1]	Adjusted Sensible Recovery	Latent recovery / moisture transfer
°C	°F	cfm	L/s	W	%	%	%
Heating							
0	32	53	25	33	60	64	52
0	32	64	30	38	64	68	49
0	32	85	40	50	62	66	44
Cooling					Total recovery efficiency	Adjusted total recovery efficiency	
35	95	51	24	34	52	55	55

Models

Product #	cfm	Recirculation	SRE[1] 0 °C (32 °F) 30 L/s	SRE[1] -25 °C (-13 °F) 24 L/s	Port in.	Port mm	Volts	Hertz	Amp.	Weight lb	Weight kg
ERV Energy recovery air exchanger 113 cfm (Side Port)											
OSALE115S	113	No	64%	No	5	127	120	60	0.8	32	14.5
ERV Energy recovery air exchanger 113 cfm (Top Port)											
OSALE115T	113	No	64%	No	5	127	120	60	0.8	32	14.5

[1] *SRE: Sensible Recovery Effectiveness.*

Options

Product # Kit	Product # Factory installed*	Description
-	F	Foam for ceiling installation for Top Port models only
-	R	Reverse air flow
SA-P5R	-	Steel mounting plate for Top Port models only

Control

Product #	Description
SA-LT15	Decora-style wall-mounted control/timer for residential air exchangers

** For factory installed options, add the option number to the product number.*
*See the **Product Code** section inside the front cover.*

OSALE150

ERV - Energy Recovery Air Exchanger

Side Port Model

Top Port Model

CSA-C439-18

Features

Air flow and performance
- Fully adjustable air flow (150 cfm @ 0 in.w.g.).
- 63% sensible recovery effectiveness at 0 °C (32 °F) 30 L/s.

Voltage
- 120V, 60Hz, 1A.

Benefit
- Reduce heating demand in winter and cooling demand in summer.
- Whisper-quiet: factory calibrated and balanced.
- Easy installation and maintenance.
- Designed and manufactured in Canada to operate in variable climatic conditions.

Construction
- Door and housing in corrosion-resistant galvanized steel, 24-gauge, pre-painted neutral white.
- Convenient, screwless hinged door.
- Ultra-thin: 9 in. (229 mm).
- No drain required.
- Lightweight for ease of installation: 33 lb (15 kg).
- Port size: 5 in. (127 mm).
- Two configurations to optimize your space: Side Port or Top Port models.
- Reverse air flow configuration available as a factory installed option (-R). For further explanation, please refer to the document Normal and Reverse.
- Foam for ceiling installation for Top Port models only, available as a factory installed option (-F).
- Backdraft damper required on fresh air inlet (not supplied).

Motor
- Energy-efficient, sealed European motor with closed housing and automatic reset thermal protection.
- Balancing without flow keys. 100% electronic adjustment. Pressure ports integrated into the door for precise, easy balancing.

Energy recovery core
- High-efficiency 100% polymer core, extremely durable.
- Recovers both latent and sensible energy. (Heat and Humidity).
- Meets or exceeds ASHRAE 90.1-2010.
- Washable in soapy water to recover its full effectiveness without deterioration or contamination.
- Antimicrobial protection - ISO846.
- Avoid virus transfer - ASTM F-1671 tested.
- Zero crossflow contamination - Certified according to AHRI 1060.
- UL94 HB Flammability tested.

Control/timer
- Optional Decora-style wall-mounted control/timer (SA-LT15). INTERMITENT (20-40) - CONTINUOUS - OFF - Timer (20-40-60 minutes).

Installation
- Can be ceiling-mounted or suspended.
- Easily installed in the ceiling void or just below the fire-rated ceiling.
- Set of nylon suspension straps included for installation.
- Steel mounting plate for Top Port models only, available as an option (SA-P5R).
- Furnace interconnect plug connector factory installed.

Setting
- Balance the unit using the supplied instruction named: Balancing.
- All the installer needs are the required flow rates, a manometer, and 5 minutes to adjust and balance the system.
- Simply specify the air flow rates for LOW SPEED and HIGH SPEED.
- The static pressure of the system should ideally be less than or equal to the static pressure indicated by the graph for HIGH SPEED.
- You don't have to worry about static pressure to limit air flow or adding flow keys as other devices. All you must do is provide ducting that doesn't limit maximum flow, and the unit's adjustments will allow you to fine-tune flow rates.

Warranty
- Motor 5-year. Other parts except filters and pre-filters 1-year.

Application
- The ideal solution for high-rise apartments and small to medium-size homes, when regulations do not require unit certification at -25°C (-13 °F).
- Purifies the air by expelling many pollutants, dust, and allergens to the outside, while ensuring an equivalent supply of fresh air in the home.

OSALE150

Side Port Model

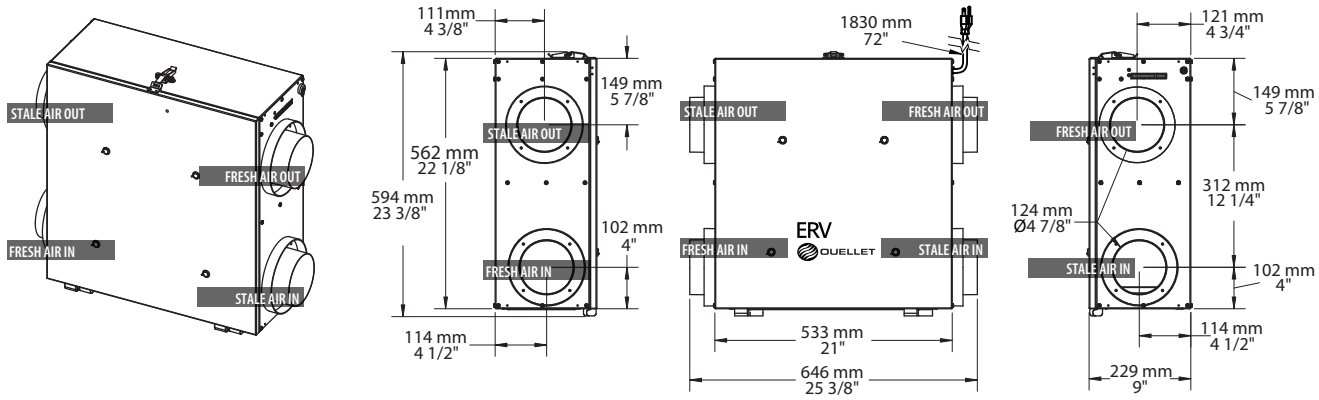

Top Port Model

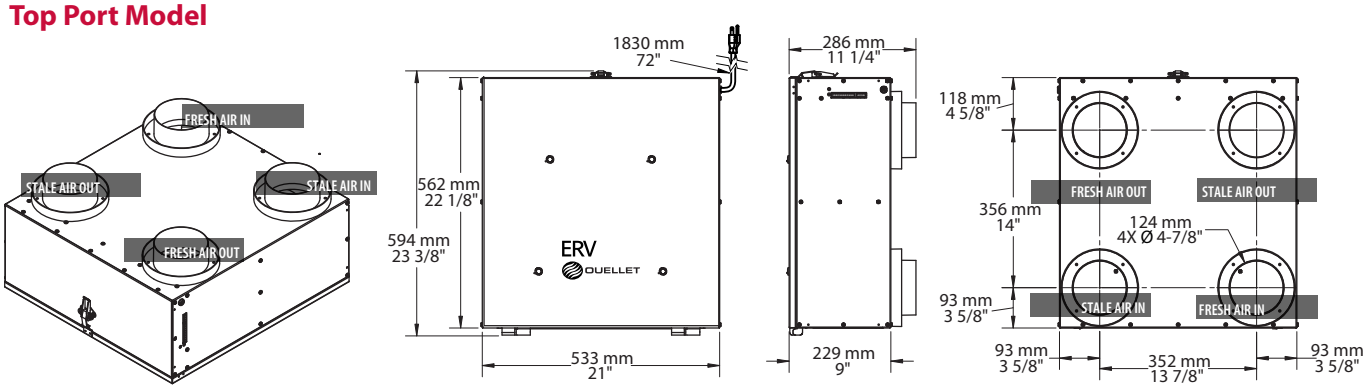

ERV OSALE150 - Curves at highest speed

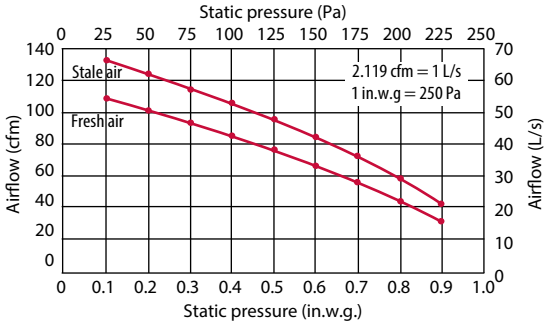

Energy ratings - HVI certified

Supply temperature		Air flow		Power	Sensible recovery (SRE)[1]	Adjusted Sensible Recovery	Latent recovery / moisture transfer
°C	°F	cfm	L/s	W	%	%	%
Heating							
0	32	53	25	54	60	67	51
0	32	64	30	62	63	69	49
0	32	104	49	96	59	64	40
Cooling					Total recovery efficiency	Adjusted total recovery efficiency	
35	95	53	25	57	49	53	53

Models

Product #	cfm	Recirculation	SRE[1] 0 °C (32 °F) 30 L/s	SRE[1] -25 °C (-13 °F) 24 L/s	Port in.	Port mm	Volts	Hertz	Amp.	Weight lb	Weight kg
ERV Energy recovery air exchanger 150 cfm (Side Port)											
OSALE150S	150	No	63%	No	5	127	120	60	1	33	15
ERV Energy recovery air exchanger 150 cfm (Top Port)											
OSALE150T	150	No	63%	No	5	127	120	60	1	33	15

[1] *SRE: Sensible Recovery Effectiveness.*

Options

Product # Kit	Product # Factory installed*	Description
-	F	Foam for ceiling installation for Top Port models only
-	R	Reverse air flow
SA-P5R	-	Steel mounting plate for Top Port models only

Control

Product #	Description
SA-LT15	Decora-style wall-mounted control/timer for residential air exchangers

** For factory installed options, add the option number to the product number.*
*See the **Product Code** section inside the front cover.*

OSAME230R

ERV - Energy Recovery Air Exchanger with Recirculation

Side Port Model

CSA-C439-18

Features

Air flow and performance
- Fully adjustable air flow (230 cfm @ 0 in.w.g.).
- 68% sensible recovery effectiveness at 0 °C (32 °F) 30 L/s, 58% sensible recovery effectiveness at -25 °C (-13 °F) 26 L/s.
- Recirculation defrosts.

Voltage
- 120V, 60Hz, 1.1A.

Benefit
- Reduce heating demand in winter and cooling demand in summer.
- Whisper-quiet: factory calibrated and balanced.
- Easy installation and maintenance.
- Designed and manufactured in Canada to operate in variable climatic conditions.

Construction
- Door and housing in corrosion-resistant galvanized steel, 24-gauge, pre-painted neutral white.
- Convenient, screwless hinged door.
- Ultra-thin: 12 in. (305 mm).
- No drain required.
- Lightweight for ease of installation: 43 lb (19.5 kg).
- Port size: 6 in. (152 mm).
- MERV 8 charcoal polyester filters.
- Side Port model only.
- Reverse air flow configuration available as a factory installed option (-R). For further explanation, please refer to the document Normal and Reverse.
- Backdraft damper required on fresh air inlet (not supplied).

Motor
- Energy-efficient, sealed European motor with closed housing and automatic reset thermal protection.
- Balancing without flow keys. 100% electronic adjustment. Pressure ports integrated into the door for precise, easy balancing.

Energy recovery core
- High-efficiency 100% polymer core, extremely durable.
- Recovers both latent and sensible energy. (Heat and Humidity).
- Meets or exceeds ASHRAE 90.1-2010.
- Washable in soapy water to recover its full effectiveness without deterioration or contamination.
- Antimicrobial protection - ISO846.
- Avoid virus transfer - ASTM F-1671 tested.
- Zero crossflow contamination - Certified according to AHRI 1060.
- UL94 HB Flammability tested.

Control/timer
- 2 control choices available:
  - Optional Decora-style wall-mounted control/timer (SA-LT15). INTERMITENT (20-40) – CONTINUOUS – OFF – Timer (20-40-60 minutes).
  - Optional digital Decora-style wall-mounted control/timer (SA-LCD15). INTERMITENT (20-40) – CONTINUOUS – Humidity – Recirculation OFF.

Installation
- Can be ceiling-mounted or suspended.
- Easily installed in the ceiling void or just below the fire-rated ceiling.
- Set of nylon suspension straps included for installation.
- Furnace interconnect plug connector factory installed.

Setting
- Balance the unit using the supplied instruction named: Balancing.
- All the installer needs are the required flow rates, a manometer, and 5 minutes to adjust and balance the system.
- Simply specify the air flow rates for LOW SPEED and HIGH SPEED.
- The static pressure of the system should ideally be less than or equal to the static pressure indicated by the graph for HIGH SPEED.
- You don't have to worry about static pressure to limit air flow or adding flow keys as other devices. All you must do is provide ducting that doesn't limit maximum flow, and the unit's adjustments will allow you to fine-tune flow rates.

Warranty
- Motor 5-year. Other parts except filters and pre-filters 1-year.

Application
- The ideal solution for high-rise apartments and medium-size homes
- Purifies the air by expelling many pollutants, dust, and allergens to the outside, while ensuring an equivalent supply of fresh air in the home.

OSAME230R

Side Port Model

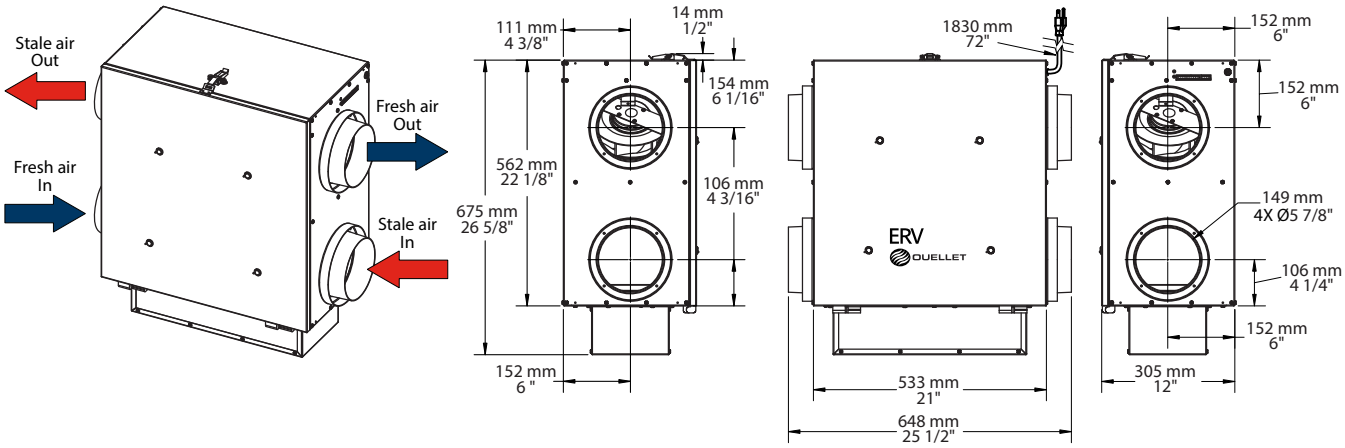

ERV OSAME230R - Curves at highest speed

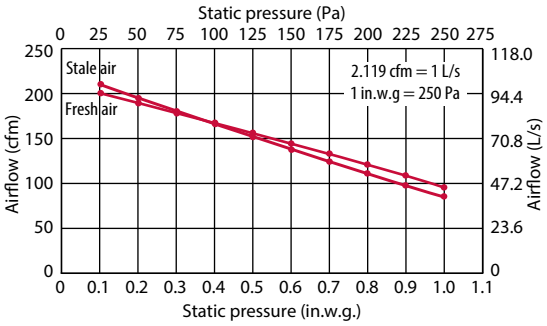

Energy ratings - HVI certified

Supply temperature		Air flow		Power	Sensible recovery (SRE)[1]	Adjusted Sensible Recovery	Latent recovery / moisture transfer
°C	°F	cfm	L/s	W	%	%	%
Heating							
0	32	47	22	62	70	79	67
0	32	64	30	76	68	76	61
0	32	85	40	90	66	73	56
-25	-13	55	26	81	58	62	56
Cooling					Total recovery efficiency	Adjusted total recovery efficiency	
35	95	47	22	62	56	62	63

Model

Product #	cfm	Recirculation	SRE[1] 0 °C (32 °F) 30 L/s	SRE[1] -25 °C (-13 °F) 26 L/s	Port in.	Port mm	Volts	Hertz	Amp.	Weight lb	Weight kg
ERV Energy recovery air exchanger 230 cfm (Side Port) with recirculation											
OSAME230RS	230	Yes	68%	58%	6	152	120	60	1.1	43	19.5

[1] *SRE: Sensible Recovery Effectiveness.*

Option

Product # Kit	Product # Factory installed*	Description
-	R	Reverse air flow
KIT-OSA-INS-6	-	Basic installation kit for air exchanger, 6 in. ducts
KIT-SA-FI-230	-	Kit of 2 filters for 230R air exchanger

** For factory installed options, add the option number to the product number.*
*See the **Product Code** section inside the front cover.*

Controls

Product #	Description	
SA-LCD15	Digital Decora-style wall-mounted control/timer for residential air exchangers	
SA-LT15	Decora wall-mounted control/ timer for residential air exchangers	

OTP-E

Eagle Ductless Single Zone Heat Pump

Indoor Unit

Outdoor Unit

Performance up to

-18°C 0°F Cooling

-20°C -4°F Heating

Up to

17 SEER IN COOLING

10 HSPF IN HEATING

ACD

ETL C US

AHRI CERTIFIED® www.ahridirectory.org

INVERTER

R410A

Features

Operation mode
- Cooling, heating, dehumidifying, fan and auto.

Nominal capacity
- 9000, 12000, 18000, 24000 BTU/hr.

Voltage
- 230/208V, 60 Hz, 1-phase.

Indoor unit
- High wall installation, dual side connection.
- Plastic housing, standard white.
- 4-speed cross-flow fan (auto, high, medium and low).
- Washable filters.

Outdoor unit
- Variable speed rotary compressor (INVERTER), with overload protection.
- Electronic expansion valve for precise control of refrigerant flow.
- Condenser fins covered with a hydrophilic coating for improved corrosion resistance.
- Large diameter quiet axial-flow fan for more efficient heat exchange.
- Smart pan heater to prevent ice formation.
- Installation on aluminum wall bracket or ground stand (optional).

Connection piping
- Minimum piping length of 10 ft. (3 m).
- External liquid pipe diameter: 1/4".
- External gas pipe diameter: 3/8" to 5/8".
- Flared connections.

Control
- Wireless remote included.
- Wired wall controller available.
- Wi-Fi capability (option KIT-WIFI required).
- Interface (options HP6000ZB-GE and GT130 required).
- Set temperature: 16 to 30 °C (61 to 86 °F).
- Temperature display format: °C or °F.

Warranty
- 10-year basic warranty on parts and 10-year basic warranty on the compressor (labor not included).

Application
- Dining room-kitchen, living room, family room, commercial building, office building, condo, restaurant.

Includes

Smart Pan Heater
Smart Defrosting
Smart Preheating
Auto Restart
Auto-Clean
Self-Diagnosis
Turbo Mode
Up & Down Swing
Timer
I Feel
Lock
Wireless Remote

Optional

Wall Controller
Wi-Fi

OTP-E

Models

Product #[1]	Indoor Unit Outdoor Unit		SED09KCH17S-I SED09KCH17S-O	SED12KCH17S-I SED12KCH17S-O	SED18KCH16S-I SED18KCH16S-O	SED24KCH19S-I SED24KCH19S-O
Technical Performance						
Voltage		Volts	230/208	230/208	230/208	230/208
Cooling capacity	Nominal	W (BTU/hr)	2667 (9100)	3517 (12000)	5100 (17400)	6450 (22000)
	Min. – max.	W (BTU/hr)	720 - 2814 (2457 - 9600)	300 - 3700 (1024 - 12624)	1200 - 5800 (4094 - 20000)	1730 - 7400 (5900 - 25200)
Heating capacity	Nominal	W (BTU/hr)	2784 (9500)	3810 (13000)	5275 (18000)	7034 (24000)
	Min. – max.	W (BTU/hr)	720 - 3371 (2457 - 11500)	700 - 4000 (2388 - 13648)	1200 - 6200 (4100 - 21000)	1310 - 7600 (4500 - 25900)
Used cooling power input	Nominal	W	889	1297	2040	1950
	Min. – max.	W	185 - 1100	180 - 1500	200 - 2300	360 - 3000
Used heating power input	Nominal	W	774	1172	1758	2070
	Min. – max.	W	170-1350	260 - 1450	300 - 2400	330 - 2900
Used rated input		W	1350	1500	2400	2900
Rated current		A	6.3	6.5	10	11
MCA		A	10	9	15	19
Max. over-current protection (MOCP)		A	15	15	20	30
SEER		-	17	17	16	19
HSPF		-	9	9	9	10
EER		W/W	3	2.71	2.5	3.31
COP		W/W	3.6	3.25	3	3.4
AHRI number		-	205782700	205782701	205782702	205782703
Indoor Unit						
Dehumidification		pt/hr (l/hr)	1.69 (0.80)	2.96 (1.4)	3.8 (1.80)	4.23 (2.00)
Air flow volume	T / H / M / L[2]	cfm	294 / 271 / 235 / 182	371 / 294 / 235 / 182	471 / 412 / 383 / 335	677 / 588 / 471 / 412
Sound level	T / H / M / L[2]	dB (A)	49 / 47 / 43 / 36	52 / 49 / 44 / 38	57 / 54 / 50 / 45	59 / 55 / 51 / 47
Fan motor power output		W	20	20	60	30
Fan motor RLA		A	0.22	0.31	0.4	0.55
Deflector stepper motor power output		W	1.5	1.5	2.5	2.5
Net weight		lb (kg)	19.8 (9)	22 (10)	30 (13.5)	37.5 (17)
Outdoor Unit						
Air flow volume		cfm	-	-	-	-
Sound level		dB (A)	60	60	66	69
Compressor power input		W	790	1023	1440	1635
Compressor LRA		A	18	18	25	25
Compressor RLA		A	6.6	6.6	10.2	13
Fan motor power output		W	30	30	60	60
Fan motor RLA		A	0.37	0.37	0.7	0.65
Refrigerant volume (R410A)		oz (g)	24 (680)	28.2 (800)	42.3 (1200)	52.9 (1500)
Net weight		lb (kg)	58.4 (26.5)	63 (28.5)	87 (39.5)	97 (44)
Operating ambient temperature	Cooling	°C (°F)	-18 to 46 (0 to 115)			
	Heating	°C (°F)	-20 to 24 (-4 to 75)			
Connection Piping/Refrigerant						
Pre-charge length		ft. (m)	25 (7.5)	25 (7.5)	25 (7.5)	25 (7.5)
Additional refrigerant charge		oz/ft. (g/m)	0.2 (20)	0.2 (20)	0.2 (20)	0.5 (50)
Liquid pipe outer diameter		in.	1/4	1/4	1/4	1/4
Gas pipe outer diameter		in.	3/8	3/8	1/2	5/8
Maximum height difference		ft. (m)	33 (10)	33 (10)	33 (10)	33 (10)
Maximum total length		ft. (m)	49 (15)	66 (20)	82 (25)	82 (25)

[1] *1 indoor unit and 1 outdoor unit. Note that each unit is individually packaged.*
[2] *Cross-Flow Fan Speeds: (T) Turbo / (H) High / (M) Medium / (L) Low.*

Options

See OTP Options section

Capacity Variation Ratio According to Temperature

SED09

Cooling

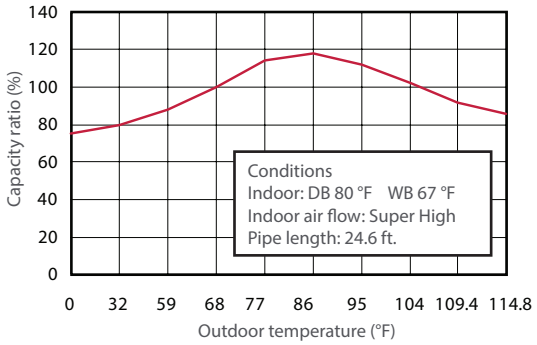

Heating

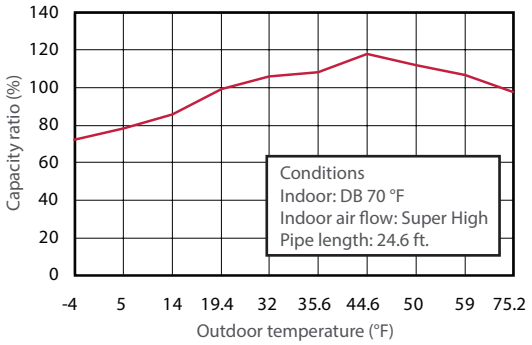

SED12

Cooling

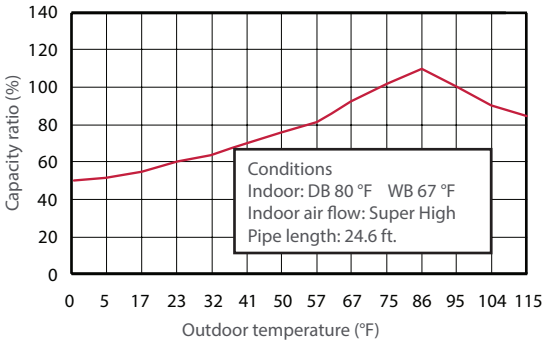

Heating

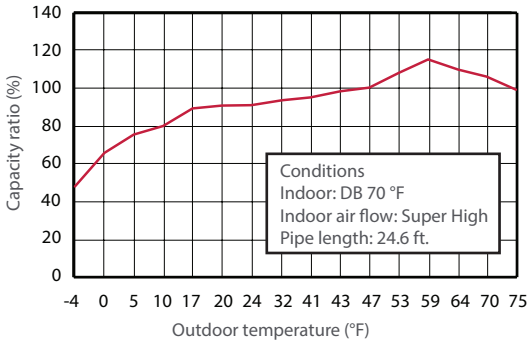

SED18

Cooling

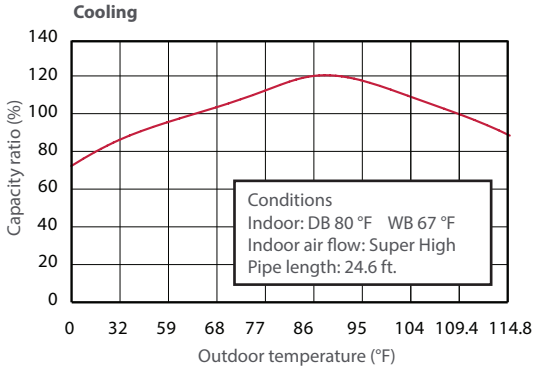

Heating

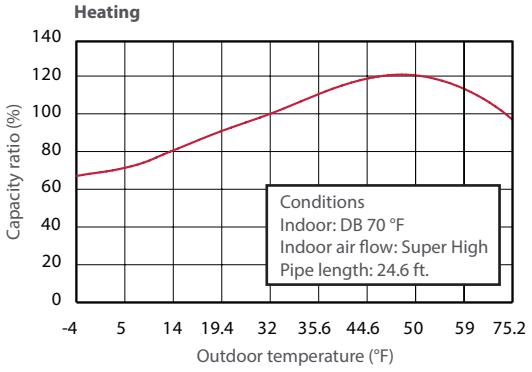

SED24

Cooling

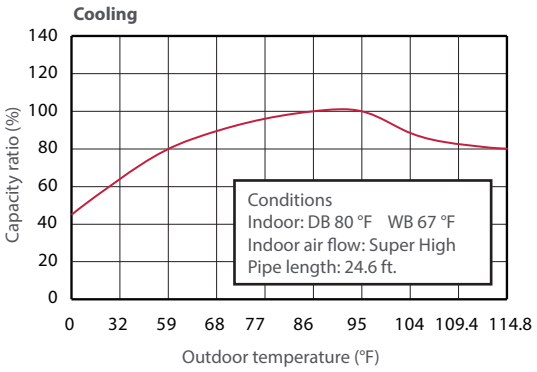

Heating

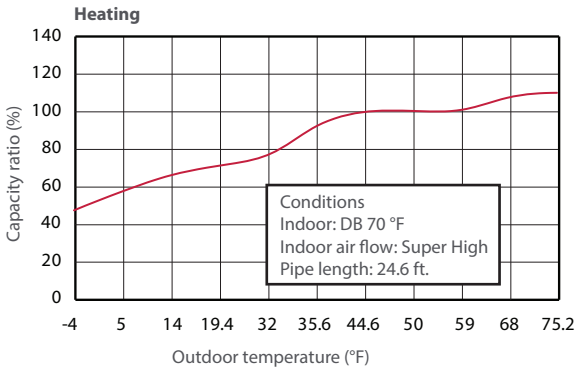

Indoor Unit

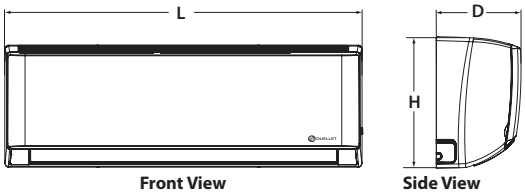

Outdoor Unit

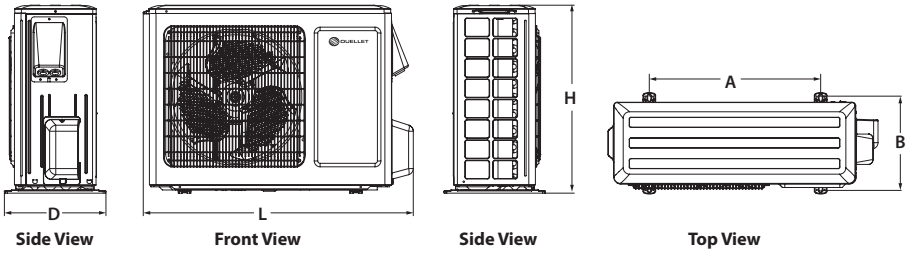

Indoor Unit	L		H		D	
	in.	mm	in.	mm	in.	mm
SED09KCH17S-I	31 1/8	790	10 13/16	275	7 7/8	200
SED12KCH17S-I	33 1/4	845	11 3/8	289	7 7/8	209
SED18KCH16S-I	38 3/16	970	11 13/16	300	8 13/16	224
SED24KCH19S-I	42 7/16	1078	12 13/16	325	9 11/16	246

Outdoor Unit	L		H		D		A		B	
	in.	mm	in.	mm	in.	mm	in.	mm	in.	mm
SED09KCH17S-O	30 13/16	782	21 1/4	540	12 5/8	320	21 1/4	540	11 1/4	286
SED12KCH17S-O	30 13/16	782	21 1/4	540	12 5/8	320	21 1/4	540	11 1/4	286
SED18KCH16S-O	35 15/16	912	25 7/16	646	14 11/16	373	22	559	14 5/16	364
SED24KCH19S-O	38 9/16	980	31 1/8	790	16 13/16	427	24	610	15 9/16	395

OTP-H Harmony Ductless Single Zone Heat Pump

Indoor Unit



Outdoor Unit

Performance up to

-18°C 0°F Cooling

-25°C -13°F Heating

Up to

19 SEER2 IN COOLING

8.8 HSPF2 IN HEATING

INVERTER R410A

Features

Operation mode
- Cooling, heating, dehumidifying, fan and auto.

Nominal capacity
- 9000, 12000, 18000, 24000 BTU/hr.

Voltage
- 230/208V, 60 Hz, 1-phase.

Indoor unit
- High wall installation, dual side connection.
- Plastic housing, standard white.
- 7-speed cross-flow fan (auto, turbo, high, medium-high, medium, low and very low).
- Washable filters.

Outdoor unit
- Variable speed rotary compressor (INVERTER), with overload protection.
- Electronic expansion valve for precise control of refrigerant flow.
- Condenser fins covered with a hydrophilic coating for improved corrosion resistance.
- Large diameter quiet axial-flow fan for more efficient heat exchange.
- Smart pan heater to prevent ice formation.

Connection piping
- Minimum piping length of 10 ft. (3 m).
- Flared connections.

Control
- Wireless remote included.
- Wired wall controller available.
- Wi-Fi.
- Set temperature: 16 to 30 °C (61 to 86 °F).
- Temperature display format: °C or °F.

Warranty
- 10-year basic warranty on parts and 10-year basic warranty on the compressor (labor not included).
- Labour warranty (sold separately) from the 1st to 10th year, on parts and labour with system replacement if the compressor fails.

Application
- Dining room-kitchen, living room, family room, commercial building, office building, condo, restaurant..

Includes

Smart Pan Heater, Fin Coating, Quiet Design, Smart Defrosting, Smart Preheating, Auto Restart, Auto-Clean, Self-Diagnosis

Sleep Mode, Turbo Mode, Up & Down Swing, Timer, I Feel, Lock, Wireless Remote, Wi-Fi

Optional

Wall Controller

OTP-H

Models

Product #[1]	Indoor Unit Outdoor Unit		CHD09KCH19S-I CHD09KCH19S-O	CHD12KCH17S-I CHD12KCH17S-O	CHD18KCH17S-I CHD18KCH17S-O	CHD24KCH18S-I CHD24KCH18S-O
Technical Performance						
Voltage		Volts	230/208	230/208	230/208	230/208
Cooling capacity	Nominal	W (BTU/hr)	2667 (9100)	3517 (12000)	5159 (17600)	6450 (22000)
	Min. – max.	W (BTU/hr)	820 - 3018 (2800 - 10300)	700 - 3700 (2388 - 13307)	1100 - 5850 (3753 - 19960)	2000 - 7400 (6824 - 25249)
Heating capacity	Nominal	W (BTU/hr)	2931 (10000)	3517 (12000)	5598 (19100)	7040 (24000)
	Min. – max.	W (BTU/hr)	655 - 3575 (2200 - 12200)	700 - 4400 (2388 - 15013)	800 - 6600 (2730 - 22519)	1750 - 8000 (5971 - 27296)
Used cooling power input	Nominal	W	805	1334	1750	1896
	Min. – max.	W	180 - 1350	180 - 1500	200 - 2300	340 - 2350
Used heating power input	Nominal	W	781	1004	1750	2051
	Min. – max.	W	150 -1450	260 - 1650	260 - 2300	370 - 2400
Used rated input		W	1450	1650	2300	2400
Rated current		A	6.5	6.7	9.5	12
MCA		A	9	11	14	15
Max. over-current protection (MOCP)		A	15	15	20	20
SEER2 (SEER)		-	19.5 (19.5)	17.5 (17.5)	17.5 (17.5)	18 (18)
HSPF2 (HSPF)		-	8.8 (10)	8.5 (10)	8.5 (9)	8.5 (10)
EER		W/W	3.30	2.64	2.95	3.40
COP		W/W	3.75	3.50	3.20	3.43
AHRI number		-	210410121	210410122	210410123	210410124
ENERGY STAR		-	-	-	-	-
Indoor Unit						
Dehumidification		pt/hr (l/hr)	1.69 (0.80)	2.96 (1.40)	3.8 (1.80)	5.28 (2.50)
Air flow volume		cfm	353 / 282.5 / 264.8 / 229.5 / 211.86 / 194.2 / 158.8	424 / 353 / 324 / 277 / 247 / 224 / 182	618 / 512 / 471 / 436 / 395 / 336 / 283	677 / 588 / 559 / 500 / 471 / 441 / 412
Sound level		dB (A)	51 / 47 / 44 / 42 / 41 / 38 / 36	57 / 49 / 48 / 45 / 43 / 42 / 37	60 / 56 / 54 / 52 / 50 / 46 / 42	61 / 57 / 55 / 52 / 50 / 48 / 46
Fan motor power output		W	20	15	45	60
Fan motor RLA		A	0.30	0.40	0.70	0.45
Deflector stepper motor power output		W	1.5	1.5	2.5	2.5
Net weight		lb (kg)	19.8 (9)	19.8 (9)	28.7 (13)	33 (18)
Outdoor Unit						
Air flow volume		m^3/hr	1950	1950	2520	3200
Sound level		dB (A)	51	52	57	57
Compressor power input		W	756	857	1295	1330
Compressor LRA		A	-	-	25	35
Compressor RLA		A	5.20	7.30	9.35	10.45
Fan motor power output		W	30	30	30	60
Fan motor RLA		A	0.4	0.6	0.9	0.6
Refrigerant volume (R410A)		oz (g)	24.7 (700)	27.5 (750)	44.1 (1150)	52.9 (1500)
Net weight		lb (kg)	56.22 (25.5)	57.33 (26)	71.70 (32.5)	97 (44)
Operating ambient temperature	Cooling	°C (°F)	-18 to 46 (0 to 115)			
	Heating	°C (°F)	-25 to 24 (-13 to 75)			
Connection Piping/Refrigerant						
Pre-charge length		ft. (m)	25 (7.5)	25 (7.5)	25 (7.5)	25 (7.5)
Additional refrigerant charge		oz/ft. (g/m)	0.2 (20)	0.2 (20)	0.2 (20)	0.5 (50)
Liquid pipe outer diameter		in.	1/4	1/4	1/4	1/4
Gas pipe outer diameter		in.	3/8	3/8	1/2	5/8
Maximum height difference		ft. (m)	40 (12.2)	40 (12.2)	66 (20)	82 (25)
Maximum total length		ft. (m)	66 (20)	66 (20)	82 (25)	131 (40)

[1] *1 indoor unit and 1 outdoor unit. Note that each unit is individually packaged.*

Options

See OTP Options section

Capacity Variation Ratio According to Temperature

CHD09 & CHD12

Cooling

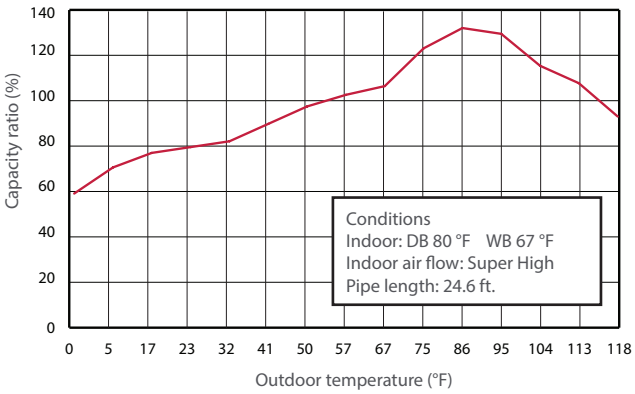

Heating

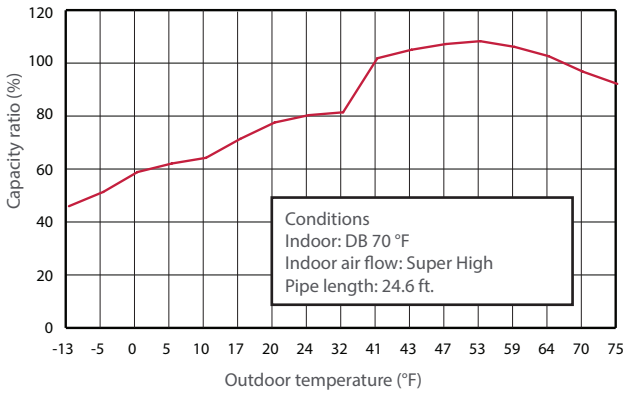

CHD18

Cooling

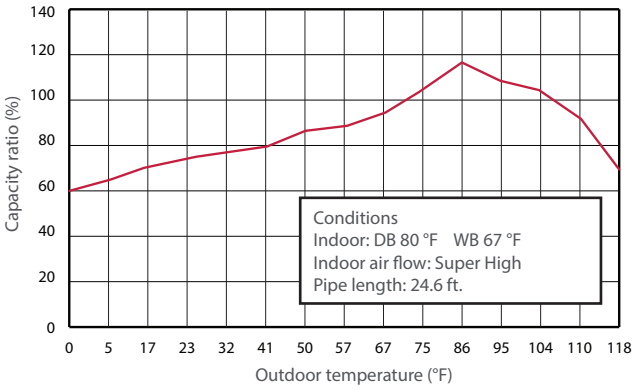

Heating

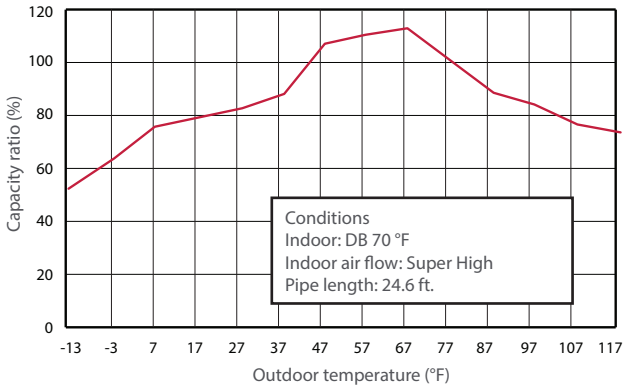

CHD24

Cooling

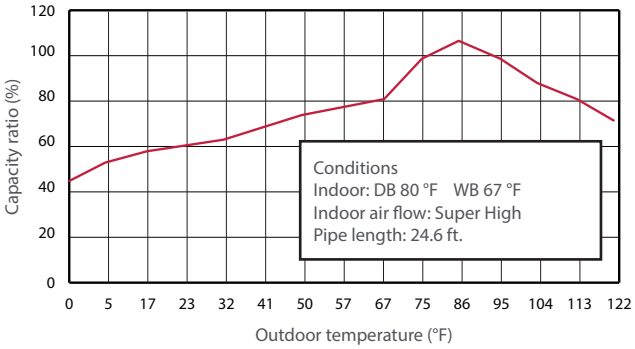

Heating

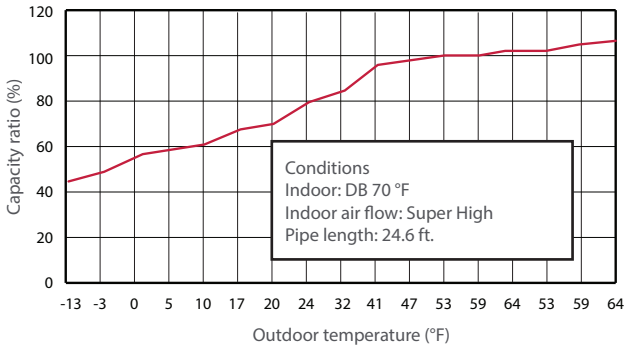

Indoor Unit

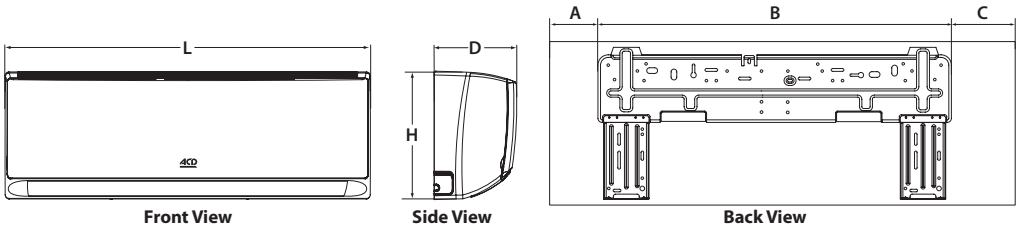

Outdoor Unit

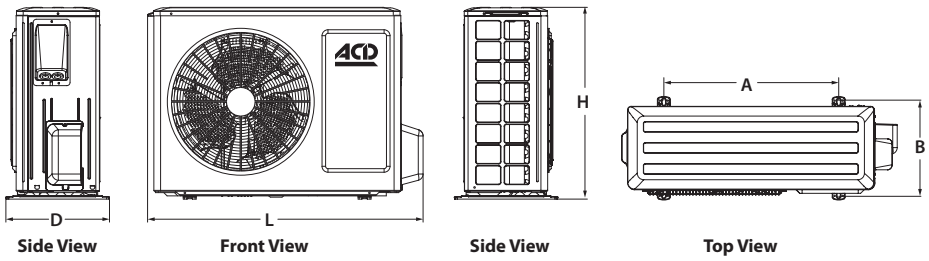

Indoor Unit	L		H		D		A		B		C	
	in.	mm	in.	mm	in.	mm	in.	mm	in.	mm	in.	mm
CHD09KCH19S-I CHD12KCH17S-I	32 7/8	835	10 7/8	275	7 7/8	200	7 1/16	119	18 5/32	542	7 11/16	184
CHD18KCH17S-I	37 1/8	943	13 1/8	333	9 11/16	246	7 17/32	102	22 1/16	686	7 1/2	183
CHD24KCH18S-I	42 7/16	1078	13 1/8	333	9 11/16	246	10 3/16	206	22 1/16	686	10 5/32	186

Outdoor Unit	L		H		D		A		B	
	in.	mm	in.	mm	in.	mm	in.	mm	in.	mm
CHD09KCH19S-O CHD12KCH17S-O	28 13/16	732	21 54/64	555	13	330	17 15/16	540	12 3/16	286
CHD18KCH17S-O	31 37/64	802	21 54/64	555	13 50/64	350	20 5/32	559	13 2/32	364
CHD24KCH18S-O	37 3/4	958	26	660	15 53/64	402	22 13/32	610	14 19/32	395

OTP-H-R32

Harmony R32 Ductless Single Zone Heat Pump

Indoor Unit



Outdoor Unit

Performance up to

-18°C 0°F — Cooling

-25°C -13°F — Heating

Up to

20.5 SEER2 IN COOLING

9 HSPF2 IN HEATING

Intertek

INVERTER

AHRI CERTIFIED® www.ahridirectory.org

R32

Features

Operation mode
- Cooling, heating, dehumidifying, fan and auto.

Nominal capacity
- 9000, 12000, 18000, 24000, 30000, 36000 BTU/hr.

Voltage
- 230/208V, 60 Hz, 1-phase.

Indoor unit
- High wall installation, dual side connection.
- Plastic housing, standard white.
- Washable filters.
- A2L leak detection sensor, included.

Outdoor unit
- Variable speed rotary compressor (INVERTER), with overload protection.
- Electronic expansion valve for precise control of refrigerant flow.
- Condenser fins covered with a hydrophilic coating for improved corrosion resistance.
- Large diameter quiet axial-flow fan for more efficient heat exchange.
- Smart pan heater to prevent ice formation.
- Compressor blanket and preheating technology.
- Installation on aluminum wall bracket or ground stand available in option.

Connection piping
- Minimum piping length of 10 ft. (3 m).
- Flared connections.

Control
- Wireless remote included.
- Wired wall controller available in option.
- Wi-Fi included.
- Set temperature: 16 to 30 °C (61 to 86 °F).
- Temperature display format: °C or °F.

Warranty
- 10-year basic warranty on parts and 10-year basic warranty on the compressor (labor not included).
- Labour warranty (sold separately) from the 1st to 10th year, on parts and labour with system replacement if the compressor fails.

Application
- Dining room-kitchen, living room, family room, commercial building, office building, condo, restaurant.

Includes

Smart Pan Heater, Fin Coating, Quiet Design, Smart Defrosting, Smart Preheating, Auto Restart, Auto-Clean, Self-Diagnosis, A2L safety sensor

Sleep Mode, Turbo Mode, Up & Down Swing, Timer, I Feel, Lock, Wireless Remote, Wi-Fi

Optional

Wall Controller

OTP-H-R32

Models

Product #[1]	Indoor Unit Outdoor Unit		OCHX-H09A-I OCHX-H09A-O	OCHX-H12A-I OCHX-H12A-O	OCHX-H18A-I OCHX-H18A-O	OCHX-H24A-I OCHX-H24A-O	OCHX-H30A-I OCHX-H30A-O	OCHX-H36A-I OCHX-H36A-O
Technical Performance								
Refrigerant type			R32	R32	R32	R32	R32	R32
Voltage		Volts	230/208	230/208	230/208	230/208	230/208	230/208
Cooling capacity	Nominal	W (BTU/hr)	2667 (9100)	3517 (12000)	5275 (18000)	6450 (22000)	7795 (30000)	9847 (33600)
	Min. – max.	W (BTU/hr)	700 - 3018 (2388 - 10300)	900 - 3700 (3070 - 13307)	1100 - 5950 (3753 - 20300)	1700 - 7700 (5800 - 26270)	879 - 10550 (3000 - 36000)	2300 - 10990 (7850 - 37500)
Heating capacity	Nominal	W (BTU/hr)	2931 (10000)	3517 (12000)	5598 (19100)	7040 (24000)	7795 (30000)	9964 (34000)
	Min. – max.	W (BTU/hr)	655 - 3850 (2200 - 13136)	900 - 4278 (3070 - 14600)	800 - 6600 (2730 - 22519)	1582 - 7795 (5400 - 26600)	1700 - 10404 (5800 - 35500)	2930 - 10990 (10000 - 37500)
Used cooling power input	Nominal	W	729	1231	1500	2010	2750	3169
	Min. – max.	W	180 - 1050	180 - 1550	200 - 2300	500 - 2400	250 - 4000	700 - 4000
Used heating power input	Nominal	W	771	1004	1435	1950	2750	3267
	Min. – max.	W	180 - 1300	180 - 1650	260 - 2300	400 - 2600	330 - 4000	650 - 4000
Used rated input		W	1300	1650	2300	2600	4000	4000
Rated current		A	7	7.47	9.5	12	20	20
MCA		A	10	12	13	15	27	24
Max. over-current protection (MOCP)		A	15	15	15	20	30	35
SEER2		-	20.5	19	20	19	22	21
HSPF2		-	8.8	8.5	8.5	8.5	9	8.5
EER2		W/W	12.5	9.75	12.35	11.9	10.9	10.6
COP		W/W	3.8	3.5	3.9	3.6	3.2	3.05
AHRI number		-	216472860	216472861	216472862	216472863	216472864	216472865
ENERGY STAR		-	-	-	-	-		
Indoor Unit								
Dehumidification		pt/hr (l/hr)	1.69 (0.8)	2.96 (1.4)	3.8 (1.8)	5.28 (2.5)	7 (3.5)	7 (3.5)
Air flow volume		cfm	270 - 600	310 - 720	480 - 1050	700 - 1150	750 - 1350	750 - 1350
Sound level		dB (A)	24 - 41	27 - 47	34 - 53	36 - 51	36 - 52	36 - 52
Fan motor power output		W	20	55	50	50	110	60
Fan motor RLA		A	0.4	0.7	0.7	0.6	0.8	0.7
Net weight		lb (kg)	19.8 (9)	19.8 (9)	28.7 (13)	33 (15)	34 (15.5)	34 (15.5)
Outdoor Unit								
Air flow volume		m^3/hr	1950	1950	2520	3200	4500	4500
Sound level		dB (A)	51	52	57	58	62	62
Compressor power input		W	630	857	953	1330	1775	2294
Compressor LRA		A	20	20	20	35	38	40
Compressor RLA		A	6.5	8	8.5	10	18.5	16
Fan motor power output		W	30	30	30	50	90	90
Fan motor RLA		A	0.65	0.8	0.8	1	1.7	1.7
Refrigerant volume (R32)		oz (g)	18.7 (530)	17.6 (500)	32.44 (920)	42.33 (1200)	56.44 (1600)	56.44 (1600)
Net weight		lb (kg)	52.8 (24)	56.22 (25.5)	70.7 (32)	93.5 (42.5)	116.6 (53)	122.1 (55.5)
Operating ambient temperature	Cooling	°C (°F)	-18 to 46 (0 to 115)					
	Heating	°C (°F)	-25 to 24 (-13 to 75)					
Connection Piping/Refrigerant								
Pre-charge length		ft. (m)	25 (7.5)	25 (7.5)	25 (7.5)	25 (7.5)	25 (7.5)	25 (7.5)
Additional refrigerant charge		oz/ft. (g/m)	0.56 (16)	0.56 (16)	0.56 (16)	0.42 (12)	1.41 (40)	1.41 (40)
Liquid pipe outer diameter		in.	1/4	1/4	1/4	1/4	1/4	1/4
Gas pipe outer diameter		in.	3/8	3/8	1/2	1/2	5/8	5/8
Maximum height difference		ft. (m)	39 (12)	39 (12)	82 (25)	82 (25)	82 (25)	82 (25)
Maximum total length		ft. (m)	66 (20)	66 (20)	82 (25)	131 (40)	131 (40)	131 (40)

[1] *1 indoor unit and 1 outdoor unit. Note that each unit is individually packaged.*

Indoor Unit

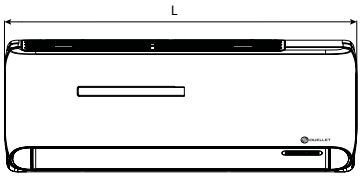

Front View

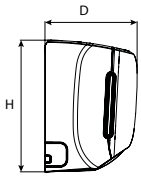

Side View

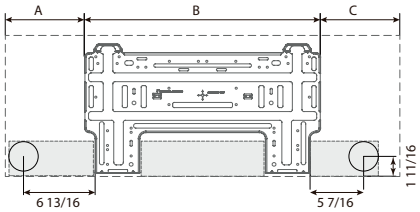

Back View

Outdoor Unit

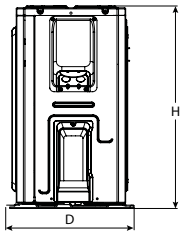

Side View

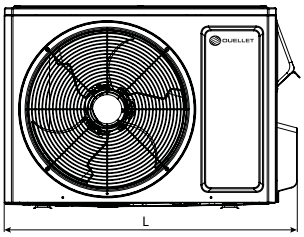

Front View

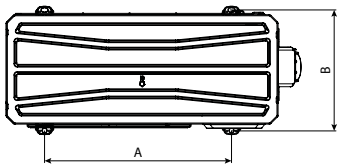

Top View

Indoor Unit	L		H		D		A		B		C	
	in.	mm	in.	mm	in.	mm	in.	mm	in.	mm	in.	mm
OCHX-H09A-I	32 7/8	835	10 7/8	275	7 7/8	200	7	178	18 13/64	462	7 11/16	195
OCHX-H12A-I												
OCHX-H18A-I	37 1/8	943	13 1/8	333	9 11/16	246	7 17/32	192	22 1/8	562	7 1/2	190
OCHX-H24A-I	42 7/16	1078	13 1/8	333	9 11/16	246	6 7/32	158	22 1/8	562	10 5/32	258
OCHX-H30A-I												
OCHX-H36A-I												

Outdoor Unit	L		H		D		A		B	
	in.	mm	in.	mm	in.	mm	in.	mm	in.	mm
OCHX-H09A-O	28 13/16	732	21 54/64	555	13	330	17 29/32	455	12 13/64	310
OCHX-H12A-O										
OCHX-H18A-O	31 37/64	802	21 54/64	555	13 50/64	350	20 5/32	512	13 5/64	332
OCHX-H24A-O	37 3/4	958	26	660	15 53/64	402	22 7/16	570	14 41/64	372
OCHX-H30A-O	39 3/8	1000	29 3/8	746	16 13/16	427	24 1/61	610	15 35/64	395
OCHX-H36A-O										

Options

See OTP Options section

OTP-C Champagne Ductless Single Zone Heat Pump

Indoor Unit

Outdoor Unit

Performance up to

-18°C 0°F Cooling

-25°C -13°F Heating

Up to

23 SEER IN COOLING

10.5 HSPF IN HEATING

ACD

INVERTER

R410A

(except OCD30 & OCD36)

Features

Operation mode
- Cooling, heating, dehumidifying, fan and auto.

Nominal capacity
- 9000, 12000, 15000, 18000, 24000, 30000, 36000 BTU/hr.

Voltage
- 230/208V, 60 Hz, 1-phase.

Indoor unit
- High wall installation, dual side connection.
- Plastic housing, standard white.
- 4-speed cross-flow fan (turbo, high, medium and low).
- Washable filters.

Outdoor unit
- Variable speed rotary compressor (INVERTER), with overload protection.
- Electronic expansion valve for precise control of refrigerant flow.
- Condenser fins covered with a hydrophilic coating for improved corrosion resistance.
- Large diameter quiet axial-flow fan for more efficient heat exchange.
- Smart pan heater to prevent ice formation.
- Compressor blanket and preheating technology.
- Installation on aluminum wall bracket or ground stand (optional).

Connection piping
- Minimum piping length of 10 ft. (3 m).
- Flared connections.

Control
- Wireless remote included.
- Wired wall controller available.
- Wi-Fi capability (option KIT-WIFI required).
- Interface (options HP6000ZB-GE and GT130 required).
- Set temperature: 16 to 30 °C (61 to 86 °F).
- Temperature display format: °C or °F.

Warranty
- 10-year basic warranty on parts and 10-year basic warranty on the compressor (labor not included).
- Labour warranty (sold separately) from the 1st to 10th year, on parts and labour with system replacement if the compressor fails.

Application
- Dining room-kitchen, living room, family room, commercial building, office building, condo, restaurant.

Includes

Smart Pan Heater, Crankcase Heater, Fin Coating, Quiet Design, Smart Defrosting, Smart Preheating, Auto Restart, Auto-Clean

Self-Diagnosis, Turbo Mode, Up & Down Swing, Timer, I Feel, Lock, Wireless Remote

Optional

Wall Controller

Wi-Fi

OTP-C

Models

Product #[1]	Indoor Unit Outdoor Unit		OCD09KCH23S-I OCD09KCH23S-O	OCD12KCH22S-I OCD12KCH22S-O	OCD15KCH20S-I OCD15KCH20S-O	OCD18KCH20S-I OCD18KCH20S-O	OCD24KCH20S-I OCD24KCH20S-O	OCD30KCH18S-I OCD30KCH18S-O	OCD36KCH18S-I OCD36KCH18S-O
Technical Performance									
Voltage		Volts	230/208	230/208	230/208	230/208	230/208	230/208	230/208
Cooling capacity	Nominal	W (BTU/hr)	2638 (9000)	3517 (12000)	4400 (15000)	5275 (18000)	6448 (22000)	8200 (28000)	9850 (33600)
	Min. – max.	W (BTU/hr)	909 - 2813 (3100 - 9600)	909 - 3810 (3100 - 13000)	2000 - 5860 (6800 - 20000)	1993 - 5861 (6800 - 20000)	2000 - 8000 (6824 - 27296)	2780 - 8800 (9485 - 30026)	2170 - 10550 (7404 - 35997)
Heating capacity	Nominal	W (BTU/hr)	3224 (11000)	3810 (13000)	4700 (16000)	5803 (19800)	6741 (23000)	8320 (28400)	10140 (34600)
	Min. – max.	W (BTU/hr)	560 - 3517 (1911 - 12000)	703 - 4103 (2400 - 14000)	2150 - 6890 (7340 - 23500)	2151 - 6887 (7340 - 23500)	2000 - 9000 (6824 - 30708)	2930 - 9670 (9997 - 32994)	4390 - 10550 (14979 - 35997)
Used cooling power input	Nominal	W	630	960	1189	1435	1760	2700	4100
	Min. – max.	W	160 - 1300	200 - 1350	750 - 2150	450 - 2150	450 - 3000	600 - 3900	450 - 4300
Used heating power input	Nominal	W	1020	1100	1382	1730	2000	2800	3800
	Min. – max.	W	160-1350	400 - 1400	580 - 2600	580 - 2600	450 - 3000	650 - 4000	560 - 4300
Used rated input		W	1350	1400	3000	3000	3000	4000	4300
Rated current		A	6	6.3	12.56	12.56	14.5	17	20
MCA		A	9	9	16	16	20	20	24
Max. over-current protection (MOCP)		A	15	15	25	25	30	30	40
SEER		-	23	22	20	20	20	18	18
HSPF		-	10.5	11	11	10	10	9	9
EER		W/W	4.19	3.66	3.7	3.68	3.66	3.04	2.4
COP		W/W	3.16	3.46	3.4	3.35	3.37	2.97	2.67
AHRI number		-	201863350	201863351	-	201863352	201863353	202110509	202110510
ENERGY STAR		-	✓	✓	✓	✓	✓	-	-
Indoor Unit									
Dehumidification		pt/hr (l/hr)	1.69 (0.80)	2.96 (1.4)	3.8 (1.8)	3.8 (1.80)	4.23 (2.00)	6.34 (3.00)	7.4 (3.5)
Air flow volume	T / H / M / L[2]	cfm	377 / 288 / 241 / 170	400 / 288 / 241 / 171	559 / 488 / 412 / 335	559 / 488 / 412 / 335	706 / 647 / 589 / 530	706 / 618 / 530 / 412	736 / 647 / 530 / 412
Sound level	T / H / M / L[2]	dB (A)	43 / 39 / 35 / 29	45 / 39 / 35 / 29	49 / 44 / 41 / 36	47 / 43 / 40 / 39	48 / 44 / 40 / 36	-	-
Fan motor power output		W	20	20	60	60	60	70	70
Fan motor RLA		A	0.09	0.09	0.24	0.24	0.38	0.4	0.4
Deflector stepper motor power output		W	1.5	1.5	2.5	2.5	2.5	1.5	1.5
Net weight		lb (kg)	22 (10)	22 (10)	30 (13.5)	28 (12.5)	34 (15.5)	42 (19)	42 (19)
Outdoor Unit									
Air flow volume		cfm	1800	2000	3200	3200	4000	4000	4400
Sound level		dB (A)	53	54	58	55	59	62	65
Compressor power input		W	845	845	1440	1440	2550	2450	3010
Compressor LRA		A	-	-	25	25	25	4	67
Compressor RLA		A	4	4	12.08	12.08	11.5	13.45	17.5
Fan motor power output		W	30	30	60	60	92	120	170
Fan motor RLA		A	-	0.36	0.49	0.49	0.65	0.45	0.73
Refrigerant volume (R410A)		oz (g)	45.9 (1301)	47.6 (1349)	56.44 (1600)	56.44 (1600)	77.6 (2200)	84.66 (2.4)	91.71 (2.6)
Net weight		lb (kg)	78 (35.5)	86 (39)	106 (48)	106 (48)	142 (65.5)	154.5 (70)	161 (73)
Operating ambient temperature	Cooling	°C (°F)	-18 to 46 (0 to 115)						
	Heating	°C (°F)	-25 to 24 (-13 to 75)						
Connection Piping/Refrigerant									
Pre-charge length		ft. (m)	25 (7.5)	25 (7.5)	25 (7.5)	25 (7.5)	25 (7.5)	25 (7.5)	25 (7.5)
Additional refrigerant charge		oz/ft. (g/m)	0.2 (20)	0.2 (20)	0.2 (20)	0.2 (20)	0.5 (50)	0.5 (50)	0.5 (50)
Liquid pipe outer diameter		in.	1/4	1/4	1/4	1/4	1/4	1/4	1/4
Gas pipe outer diameter		in.	3/8	1/2	5/8	5/8	5/8	5/8	5/8
Maximum height difference		ft. (m)	33 (10)	33 (10)	33 (10)	33 (10)	33 (10)	33 (10)	33 (10)
Maximum total length		ft. (m)	49 (15)	66 (20)	82 (25)	82 (25)	82 (25)	98 (30)	98 (30)

[1] *1 indoor unit and 1 outdoor unit. Note that each unit is individually packaged.*
[2] *Cross-Flow Fan Speeds: (T) Turbo / (H) High / (M) Medium / (L) Low.*

Options

See OTP Options section

Capacity Variation Ratio According to Temperature

OCD09 & OCD12

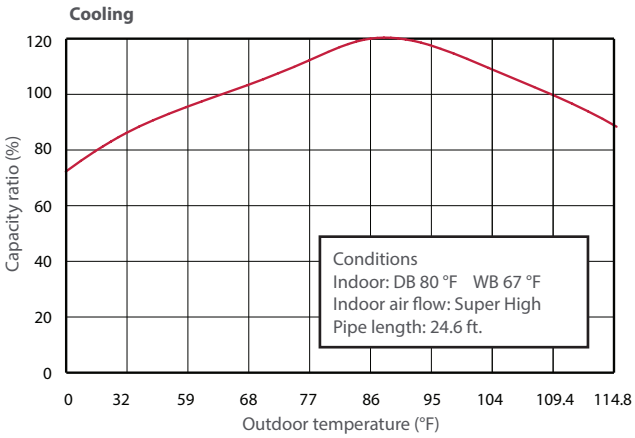

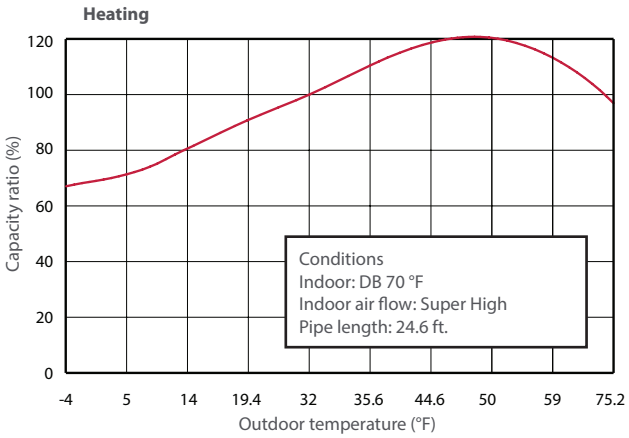

OCD15, OCD18 & OCD24

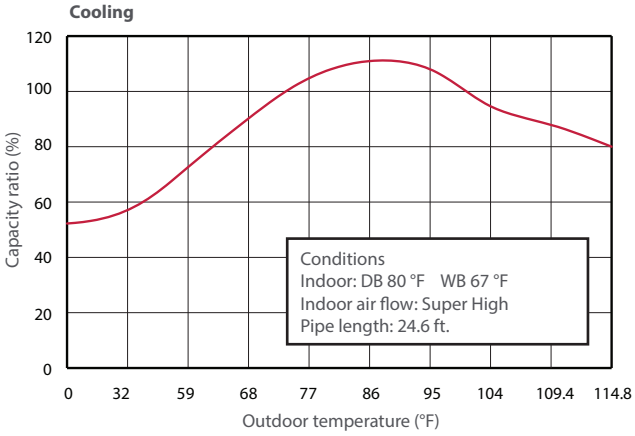

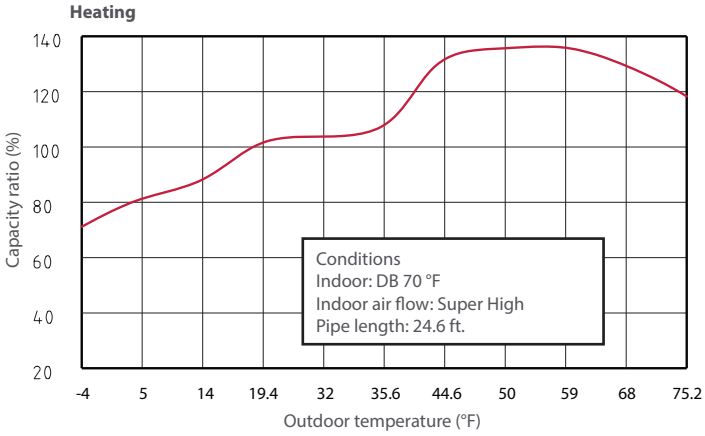

OCD30 & OCD36

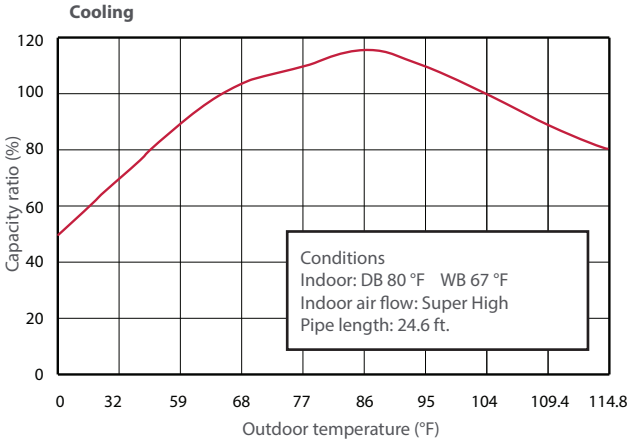

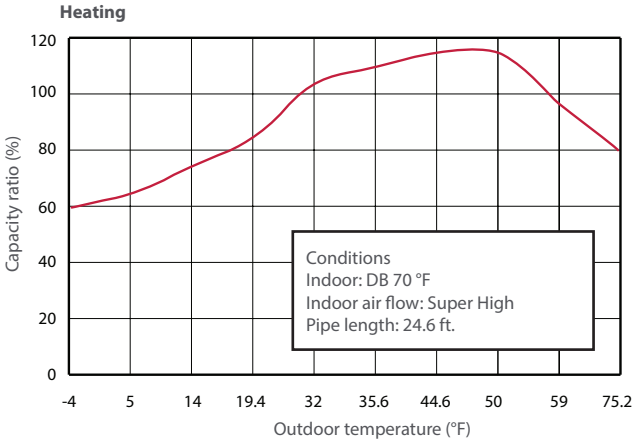

Indoor Unit

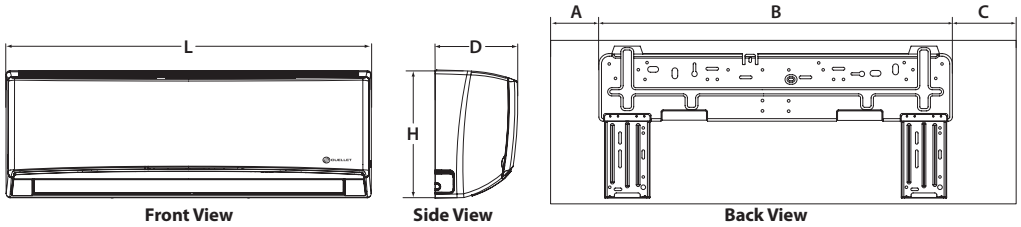

Outdoor Unit

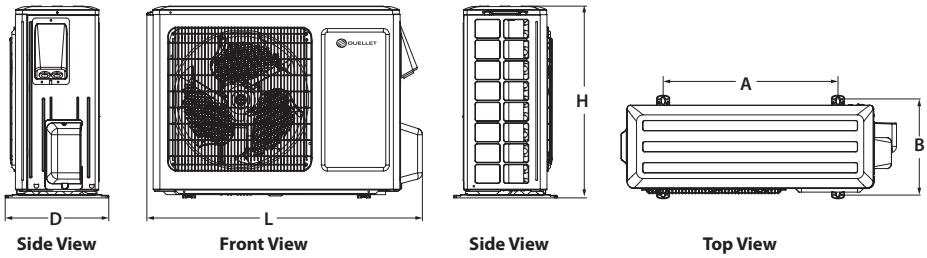

Indoor Unit	L		H		D		A		B		C	
	in.	mm	in.	mm	in.	mm	in.	mm	in.	mm	in.	mm
OCD09KCH23S-I OCD12KCH22S-I	33 1/4	845	11 3/8	289	8 1/4	209	4 11/16	119	21 5/16	542	7 1/4	184
OCD15KCH20S-I	38 3/16	970	11 13/16	300	8 13/16	224	4	102	27	686	7 3/16	183
OCD18KCH20S-I	38 3/16	970	11 13/16	300	8 13/16	224	4	102	27	686	7 3/16	183
OCD24KCH20S-I	42 7/16	1078	12 13/16	325	9 11/16	246	8 1/8	206	27	686	7 5/16	186
OCD30KCH18S-I	53 1/8	1350	12 13/16	325	9 31/32	253	8 1/8	206	27	686	7 5 /16	186
OCD36KCH18S-I	53 1/8	1350	12 13/16	325	9 31/32	253	8 1/8	206	27	686	7 5 /16	186

Outdoor Unit	L		H		D		A		B	
	in.	mm	in.	mm	in.	mm	in.	mm	in.	mm
OCD09KCH23S-O	33 3/8	848	21 1/4	540	12 5/8	320	21 1/4	540	11 1/4	286
OCD12KCH22S-O	33 3/8	848	23 5/16	592	12 5/8	320	21 1/4	540	11 1/4	286
OCD15KCH20S-O	37 5/8	955	27 9/16	700	15 9/16	396	22	559	14 5/16	364
OCD18KCH20S-O	37 5/8	955	27 9/16	700	15 9/16	396	22	559	14 5/16	364
OCD24KCH20S-O	38 9/16	980	31 1/8	790	16 13/16	427	24	610	15 9/16	395
OCD30KCH18S-O	38 9/16	980	31 1/8	790	16 13/16	427	24	610	15 9/16	395
OCD36KCH18S-O	38 9/16	980	31 1/8	790	16 13/16	427	24	610	15 9/16	395

OTP-P Pacific Ductless Single Zone Heat Pump

Indoor Unit
(Muse head model)



Outdoor Unit

Performance up to

-29°C -20°F
Cooling

-30°C -22°F
Heating

Up to

25.5 SEER2 IN COOLING

10.2 HSPF2 IN HEATING

ACD

INVERTER

R410A

Features

Operation mode
- Cooling, heating, dehumidifying, fan and auto.

Nominal capacity
- 9000, 12000, 18000, 24000 BTU/hr.

Voltage
- 230/208V, 60 Hz, 1-phase.

Indoor unit
- High wall installation, dual side connection.
- Plastic housing, standard white.
- 7-speed cross-flow fan (auto, turbo, high, medium-high, medium, low and very low)
- Washable filters.

Outdoor unit
- Variable speed rotary compressor (INVERTER), with overload protection.
- Electronic expansion valve for precise control of refrigerant flow.
- Condenser fins covered with a hydrophilic coating for improved corrosion resistance.
- Large diameter quiet axial-flow fan for more efficient heat exchange.
- Smart pan heater to prevent ice formation.
- Compressor blanket and preheating technology.
- Installation on aluminum wall bracket or ground stand (optional).

Connection piping
- Minimum piping length of 10 ft. (3 m).
- Flared connections.

Control
- Wireless remote included.
- Wired wall controller available.
- Wi-Fi in option.
- Interface (optional HP6000ZB-GE and GT130 required).
- Set temperature: 16 to 30 °C (61 to 86 °F).
- Temperature display format: °C or °F.

Warranty
- 10-year basic warranty on parts and 10-year basic warranty on the compressor (labor not included).
- Labour warranty (sold separately) from the 1st to 10th year, on parts and labour with system replacement if the compressor fails.

Application
- Dining room-kitchen, living room, family room, commercial building, office building, condo, restaurant..

Includes

Smart Pan Heater, Crankcase Heater, Fin Coating, Quiet Design, Smart Defrosting, Smart Preheating, Auto Restart, Auto-Clean, Self-Diagnosis

Sleep Mode, Turbo Mode, Up & Down Swing, Left & Right Swing, Timer, I Feel, Lock, Wireless Remote

Optional

Wall Controller

Wi-Fi

OTP-P

Models

Product #[1]	Indoor Unit (Muse head model) Outdoor Unit		PUD09KCH25S-I PUD09KCH25S-O	PUD12KCH24S-I PUD12KCH24S-O	PUD18KCH23S-I PUD18KCH23S-O	PUD24KCH24S-I PUD24KCH24S-O	PUD30KCH20S-I PUD30KCH20S-O	PUD36KCH20S-I PUD36KCH20S-O
Technical Performance								
Voltage		Volts	230/208	230/208	230/208	230/208	230/208	230/208
Cooling capacity	Nominal	W (BTU/hr)	2667 (9100)	3517 (12000)	5275 (18000)	6450 (22000)	8800 (30000)	9850 (33600)
	Min. – max.	W (BTU/hr)	450 - 3150 (1535 - 10748)	900 - 4132 (3070 - 14100)	1500 - 6200 (5118 - 21154)	2600 - 8200 (8870 - 28000)	2280 – 10400 (7780 – 35500)	2200 – 10900 (7500 – 37200)
Heating capacity	Nominal	W (BTU/hr)	3077 (10500)	3517 (12000)	5275 (18000)	7040 (24000)	8800 (30000)	10140 (34600)
	Min. – max.	W (BTU/hr)	1000 - 4300 (3412 - 14671)	900 - 4543 (3071 - 15500)	1500 - 6200 (5118 - 21154)	2100 - 9000 (7200 - 30708)	2670 – 10800 (9100 – 36850)	3000 – 11300 (10200 – 38500)
Used cooling power input	Nominal	W	619	961	1384	1679	2667	3200
	Min. – max.	W	130 - 1013	220 - 1400	130 - 2300	290 - 2600	650 – 3600	670 – 4000
Used heating power input	Nominal	W	848	923	1384	1870	2588	3200
	Min. – max.	W	228 -1343	220 - 1500	250 - 2350	470 - 3100	650 – 3900	600 – 3950
Used rated input		W	1343	1500	2350	3100	3900	4000
Rated current		A	4.73	6.30	11.50	15.30	19	20
MCA		A	10	10	14	16	20	23
Max. over-current protection (MOCP)		A	15	15	20	25	30	35
SEER2 (SEER)		-	25.5 (25.5)	24 (24)	23.5 (23)	24.5 (24)	20 (19)	20 (20)
HSPF2 (HSPF)		-	10.2 (12)	9 (11)	9 (11)	9.5 (11)	8.5 (10)	8.5 (9)
EER		W/W	4.31	3.66	3.81	3.85	3.30	3.08
COP		W/W	3.90	3.81	3.81	3.79	3.40	3.17
AHRI number		-	210534142	210534143	211619266	210534144	211709659	211709660
ENERGY STAR		-	✓	✓	✓	✓	-	-
Indoor Unit								
Dehumidification		pt/hr (l/hr)	1.69 (0.80)	2.96 (1.4)	3.80 (1.8)	5 (2.40)	7.4 (3.50)	7.4 (3.50)
Air flow volume		cfm	353 / 323 / 294 / 264 / 235 / 176 / 158	400 / 364 / 329 / 288 / 264 / 247 / 229	589 / 500 / 441 / 412 / 383 / 353 / 324	736 / 588 / 530 / 471 / 441 / 412 / 383	912 / 736 / 706 / 647 / 588 / 530 / 471	912 / 736 / 706 / 647 / 588 / 530 / 471
Sound level		dB (A)	50 / 47 / 45 / 42 / 39 / 36 / 35	53 / 48 / 46 / 44 / 42 / 40 / 37	59 / 53 / 51 / 50 / 47 / 43 / 39	62 / 54 / 52 / 49 / 48 / 46 / 44	66 / 60 / 57 / 55 / 52 / 50 / 47	66 / 60 / 57 / 55 / 52 / 50 / 47
Fan motor power output		W	15	15	45	60	70	70
Fan motor RLA		A	0.22	0.20	0.35	0.30	0.6	0.75
Deflector stepper motor power output		W	1.5	1.5	1.5	1.5	1.5	1.5
Net weight		lb (kg)	21 (9.5)	21 (9.5)	29 (13.5)	35 (16)	44 (24.5)	44 (24.5)
Outdoor Unit								
Air flow volume		m^3/hr	2200	2200	3600	4500	4500	4500
Sound level		dB (A)	52	52	59	62	72	72
Compressor power input		W	800	784	1196	1350	2020	2294
Compressor LRA		A	-	-	-	-	-	-
Compressor RLA		A	6.50	6.80	9.25	11	14.2	16
Fan motor power output		W	30	30	60	90	90	90
Fan motor RLA		A	0.4	0.4	0.9	0.6	0.90	1.50
Refrigerant volume (R410A)		oz (g)	35.28 (1000)	42.33 (1200)	54.70 (1550)	60 (1700)	74.1 (2100)	84.7 (2400)
Net weight		lb (kg)	70.5 (32)	70.5 (32)	98 (44.5)	108 (49)	113.6 (56.5)	127.9 (58)
Operating ambient temperature	Cooling	°C (°F)	-29 to 50 (-20 to 122)					
	Heating	°C (°F)	-30 to 30 (-22 to 86)					
Connection Piping/Refrigerant								
Pre-charge length		ft. (m)	25 (7.5)	25 (7.5)	25 (7.5)	25 (7.5)	25 (7.5)	25 (7.5)
Additional refrigerant charge		oz/ft. (g/m)	0.2 (20)	0.2 (20)	0.5 (50)	0.5 (50)	0.5 (50)	0.5 (50)
Liquid pipe outer diameter		in.	1/4	1/4	1/4	1/4	1/4	1/4
Gas pipe outer diameter		in.	3/8	1/2	5/8	5/8	5/8	5/8
Maximum height difference		ft. (m)	40 (12.2)	40 (12.2)	66 (20)	82 (25)	82 (25)	82 (25)
Maximum total length		ft. (m)	66 (20)	66 (20)	82 (25)	131 (40)	82 (25)	82 (25)

[1] *1 indoor unit and 1 outdoor unit. Note that each unit is individually packaged.*

Options

See OTP Options section

Capacity Variation Ratio According to Temperature

PUD09

Cooling

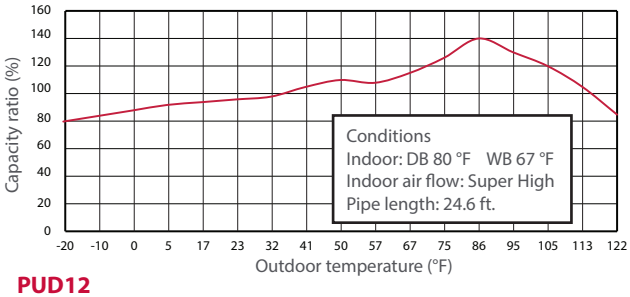

Heating

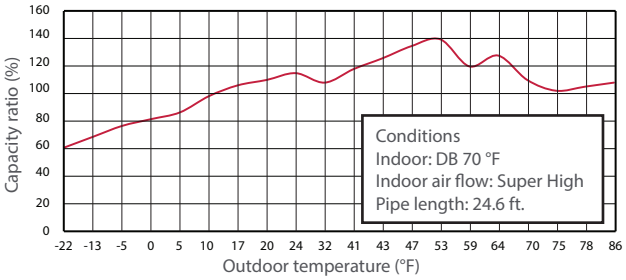

PUD12

Cooling

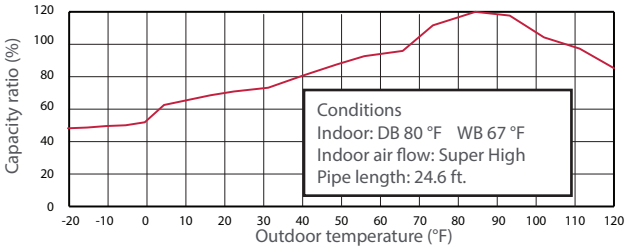

Heating

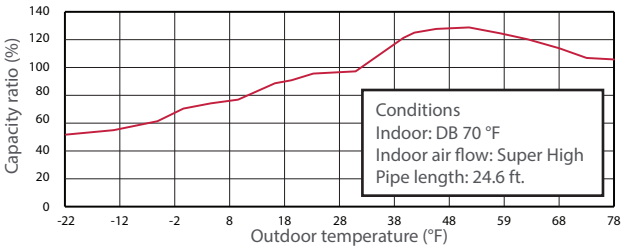

PUD18

Cooling

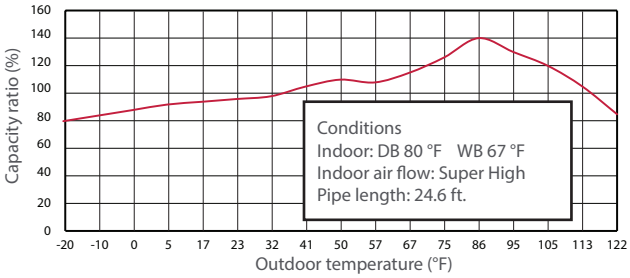

Heating

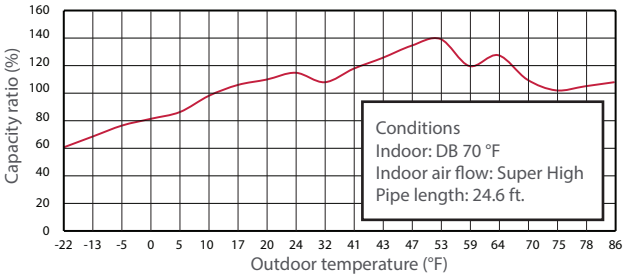

PUD24

Cooling

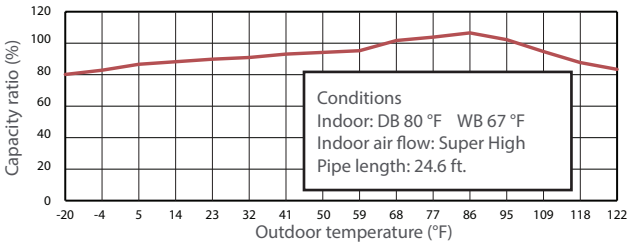

Heating

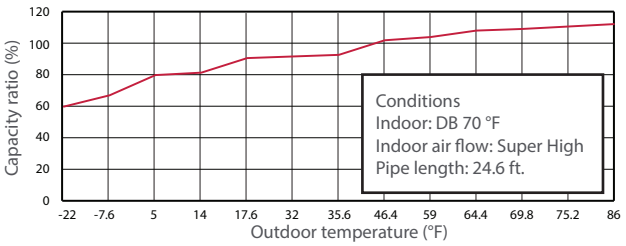

PUD30

Cooling

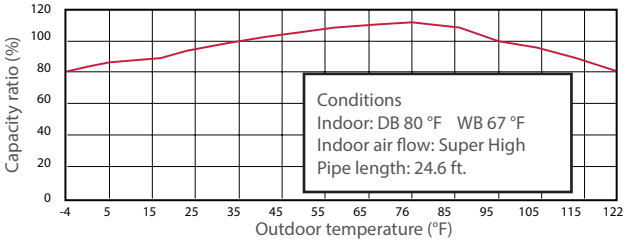

Heating

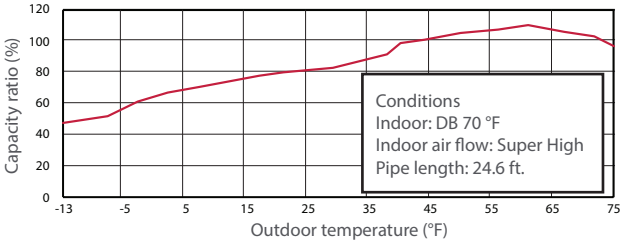

PUD36

Cooling

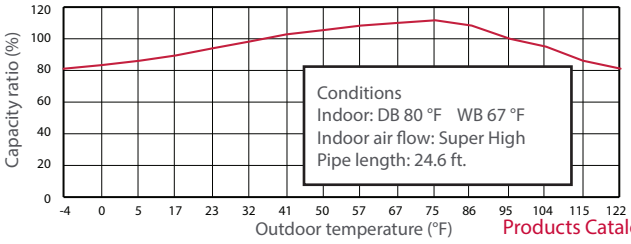

Heating

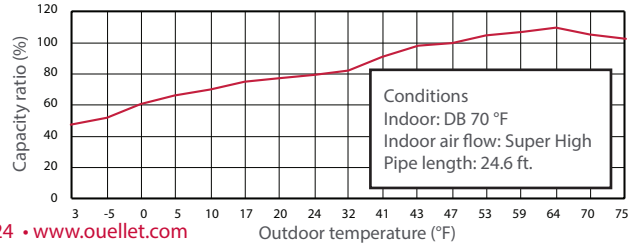

Indoor Unit

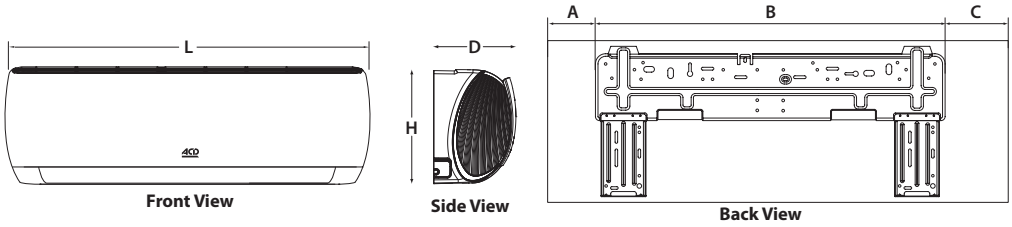

Outdoor Unit

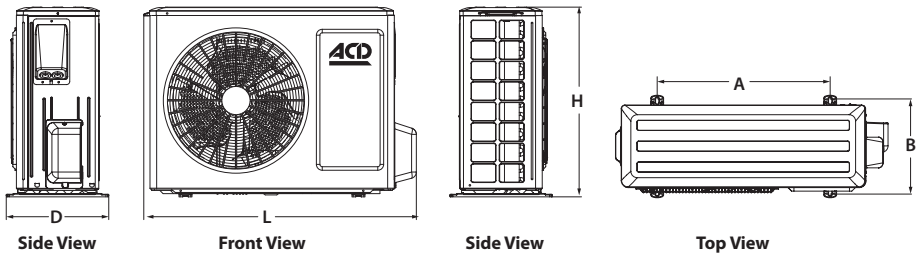

Indoor Unit (Muse head model)	L		H		D		A		B		C	
	in.	mm	in.	mm	in.	mm	in.	mm	in.	mm	in.	mm
PUD09KCH25S-I PUD12KCH24S-I	34 3/8	848	11 1/2	291	8 5/16	211	5 7/8	149	21 5/16	542	8 1/32	204
PUD18KCH23S-I	39 3/16	995	12 1/4	311	8 11/16	221	8 1/2	203	27	686	9 1/4	235
PUD24KCH24S-I	43 1/2	1105	13 7/64	333	9 11/16	246	8 1/2	203	27	686	9 1/4	235
PUD30KCH20S-I PUD36KCH20S-I	53 5/32	1350	12 13/16	326	9 15/16	253	13 ¾	350	29 3/8	746	10	254

Outdoor Unit	L		H		D		A		B	
	in.	mm	in.	mm	in.	mm	in.	mm	in.	mm
PUD09KCH25S-O PUD12KCH24S-O	31 37/64	802	21 54/64	555	13 50/64	350	20 5/32	512	13 5/64	332
PUD18KCH23S-O	37 46/64	958	26	660	15 53/64	402	24	610	15 9/16	395
PUD24KCH24S-O PUD30KCH20S-O PUD36KCH20S-O	39 6/16	1000	29 6/16	746	16 13/16	427	24	610	15 9/16	395

OTP-P-R32

Pacific R32 Ductless Single Zone Heat Pump

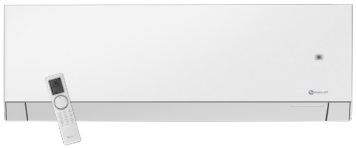

Indoor Unit



Outdoor Unit

Performance up to

-29°C -20°F Cooling

-30°C -22°F Heating

Up to

26 SEER2 IN COOLING

10.4 HSPF2 IN HEATING

Intertek

INVERTER

R32

AHRI CERTIFIED® www.ahridirectory.org

ENERGY STAR COLD CLIMATE

Features

Operation mode
- Cooling, heating, dehumidifying, fan and auto.

Nominal capacity
- 9000, 12000, 18000, 24000 BTU/hr.

Voltage
- 230/208V, 60 Hz, 1-phase.

Indoor unit
- High wall installation, dual side connection.
- Plastic housing, standard white.
- Fresh air kit available in option.
- Washable filters.
- A2L leak detection sensor, included.

Outdoor unit
- Variable speed rotary compressor (INVERTER), with overload protection.
- Electronic expansion valve for precise control of refrigerant flow.
- Condenser fins covered with a hydrophilic coating for improved corrosion resistance.
- Large diameter quiet axial-flow fan for more efficient heat exchange.
- Smart pan heater to prevent ice formation.
- Compressor blanket and preheating technology.
- Installation on aluminum wall bracket or ground stand available in option.

Connection piping
- Minimum piping length of 10 ft. (3 m).
- Flared connections.

Control
- Wireless remote included.
- Wired wall controller available in option.
- Wi-Fi included.
- Set temperature: 16 to 30 °C (61 to 86 °F).
- Temperature display format: °C or °F.

Warranty
- 10-year basic warranty on parts and 10-year basic warranty on the compressor (labour not included).
- Labour warranty (sold separately) from the 1st to 10th year, on parts and labour with condenser replacement if the compressor fails.

Application
- Dining room-kitchen, living room, family room, commercial building, office building, condo, restaurant.

Includes

Smart Pan Heater, Crankcase Heater, Fin Coating, Quiet Design, Smart Defrosting, Smart Preheating, Auto Restart, Auto-Clean, Self-Diagnosis, A2L safety sensor

Sleep Mode, Turbo Mode, Up & Down Swing, Left & Right Swing, Timer, I Feel, Lock, Wireless Remote, Wi-Fi

Optional

Wall Controller

OTP-P-R32

Models

Product #[1]	Indoor Unit Outdoor Unit		OCVX-H09A-I OCVX-H09A-O	OCVX-H12A-I OCVX-H12A-O	OCVX-H18A-I OCVX-H18A-O	OCVX-H24A-I OCVX-H24A-O
Technical Performance						
Refrigerant type			R32	R32	R32	R32
Voltage		Volts	230/208	230/208	230/208	230/208
Cooling capacity	Nominal	W (BTU/hr)	2667 (9100)	3517 (12000)	5275 (18000)	6450 (22000)
	Min. – max.	W (BTU/hr)	800 - 3800 (2730 - 12966)	900 - 4400 (3070 - 15012)	1500 - 6500 (5118 - 22178)	1169 - 8200 (3990 - 28000)
Heating capacity	Nominal	W (BTU/hr)	3077 (10500)	3517 (12000)	5275 (18000)	7040 (24000)
	Min. – max.	W (BTU/hr)	700 - 4400 (2388 - 15013)	900 - 4600 (3071 - 15695)	1300 - 6500 (4436 - 22178)	850 - 8100 (2900 - 27640)
Used cooling power input	Nominal	W	606	923	1315	1675
	Min. – max.	W	190 - 1090	290 - 1450	130 - 2300	135 - 2400
Used heating power input	Nominal	W	789	923	1349	2235
	Min. – max.	W	150 - 1520	160 - 1400	230 - 2350	4178 - 3850
Used rated input		W	1520	1450	2350	3100
Rated current		A	6	6.64	11.50	17.2
MCA		A	10	10	16	23
Max. over-current protection (MOCP)		A	15	15	20	25
SEER2 (SEER)		-	26	24.5	24.5	24
HSPF2 (HSPF)		-	10.4	9.5	9	9
EER2		W/W	15	13	13.65	13.1
COP		W/W	3.9	3.81	3.91	3.15
AHRI number		-	216472857	216472858	216472859	216623762
ENERGY STAR		-	✓	✓	✓	✓
Indoor Unit						
Dehumidification		pt/hr (l/hr)	1.69 (0.8)	2.96 (1.4)	3.6 (1.7)	5 (2.4)
Air flow volume		cfm	129 - 353	212 - 400	324 - 589	235 - 559
Sound level		dB (A)	20 - 41	20 - 43	25 - 40	30 - 48
Fan motor power output		W	15	55	50	50
Fan motor RLA		A	0.35	0.4	0.6	0.7
Net weight		lb (kg)	21 (9.5)	21 (9.5)	29 (13.5)	35 (16)
Outdoor Unit						
Air flow volume		m^3/hr	2200	2200	3600	4500
Sound level		dB (A)	52	52	59	62
Compressor power input		W	800	856	1196	3600
Compressor LRA		A	25	25	22	25
Compressor RLA		A	6.5	7	10.35	15.65
Fan motor power output		W	30	30	60	90
Fan motor RLA		A	0.96	0.7	1.35	2.1
Refrigerant volume (R32)		oz (g)	30 (850)	28.2 (800)	40.6 (1150)	49.4 (1400)
Net weight		lb (kg)	70.5 (32)	67.3 (30.5)	95 (43)	103.6 (47)
Operating ambient temperature	Cooling	°C (°F)	-29 to 50 (-20 to 122)			
	Heating	°C (°F)	-30 to 30 (-22 to 86)			
Connection Piping/Refrigerant						
Pre-charge length		ft. (m)	25 (7.5)	25 (7.5)	25 (7.5)	25 (7.5)
Additional refrigerant charge		oz/ft. (g/m)	0.2 (20)	0.2 (20)	0.2 (20)	0.4 (40)
Liquid pipe outer diameter		in.	1/4	1/4	1/4	1/4
Gas pipe outer diameter		in.	3/8	1/2	1/2	5/8
Maximum height difference		ft. (m)	40 (12.2)	40 (12.2)	82 (25)	82 (25)
Maximum total length		ft. (m)	66 (20)	66 (20)	131 (40)	131 (40)

[1] *1 indoor unit and 1 outdoor unit. Note that each unit is individually packaged.*

Options

Product # Kit	Description
TL204000100	Fresh air kit

Indoor Unit

Front View

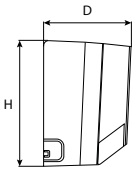

Side View

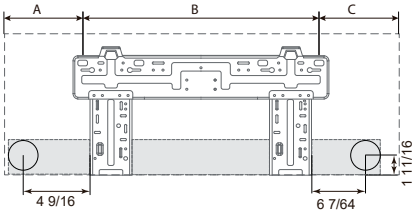

Back View

Outdoor Unit

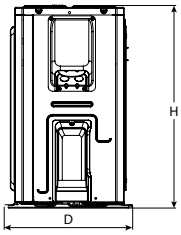

Side View

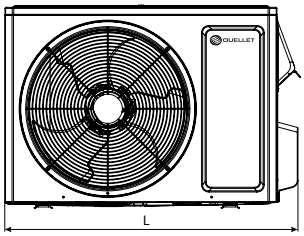

Front View

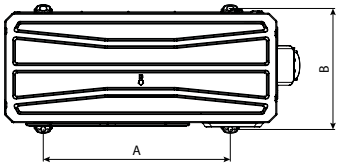

Top View

Indoor Unit	L		H		D		A		B		C	
	in.	mm	in.	mm	in.	mm	in.	mm	in.	mm	in.	mm
OCVX-H09A-I	32 15/16	837	11 1/2	293	7 7/8	200	4 11/16	119	21 5/16	542	6 15/16	204
OCVX-H12A-I												
OCVX-H18A-I	39 3/32	993	12 1/4	311	8 11/16	221	5 3/64	128	27 55/64	1093	6 13/64	158
OCVX-H24A-I												

Outdoor Unit	L		H		D		A		B	
	in.	mm	in.	mm	in.	mm	in.	mm	in.	mm
OCVX-H09A-O	31 37/64	802	21 27/32	555	13 25/32	350	20 5/32	512	13 5/64	332
OCVX-H12A-O										
OCVX-H18A-O	37 23/32	958	26	660	15 53/64	402	22 7/16	570	14 39/64	571
OCVX-H24A-O	39 3/8	1000	29 3/8	746	16 13/16	427	24	610	15 9/16	395

Options

See OTP Options section

OTP-O

Olympia Ductless Single Zone Heat Pump

Indoor Unit

Outdoor Unit

Performance up to

-18°C 0°F — Cooling

-30°C -22°F — Heating

Up to

38 SEER IN COOLING

15 HSPF IN HEATING

ACD · ETL C US · AHRI CERTIFIED® www.ahridirectory.org · INVERTER · R410A · ENERGY STAR

Features

Operation mode
- Cooling, heating, dehumidifying, fan and auto.

Nominal capacity
- 9000, 12000, 18000, 24000 BTU/hr.

Voltage
- 230/208V, 60 Hz, 1-phase.

Indoor unit
- High wall installation, dual side connection.
- Plastic housing, standard white.
- 7-speed cross-flow fan (turbo, high, medium-high, medium, medium-low, low and quiet).
- Washable filters.

Outdoor unit
- Variable speed rotary compressor (INVERTER), with overload protection.
- Electronic expansion valve for precise control of refrigerant flow.
- Condenser fins covered with a hydrophilic coating for improved corrosion resistance.
- Large diameter quiet axial-flow fan for more efficient heat exchange.
- Smart pan heater to prevent ice formation.
- Compressor blanket and preheating technology.
- Installation on aluminum wall bracket or ground stand (optional).

Connection piping
- Minimum piping length of 10 ft. (3 m).
- Flared connections.

Control
- Wireless remote included.
- Wired wall controller available.
- Wi-Fi capability.
- Interface (options HP6000ZB-GE and GT130 required).
- Set temperature: 16 to 30 °C (61 to 86 °F).
- Temperature display format: °C or °F.

Warranty
- 10-year basic warranty on parts and 10-year basic warranty on the compressor (labor not included).
- Labour warranty (sold separately) from the 1st to 10th year, on parts and labour with system replacement if the compressor fails.

Application
- Dining room-kitchen, living room, family room, commercial building, office building, condo, restaurant.

Includes

Smart Pan Heater · Crankcase Heater · Fin Coating · Quiet Design · Smart Defrosting · Smart Preheating · Auto Restart · Auto-Clean · Self-Diagnosis

Sleep Mode · Turbo Mode · Up & Down Swing · Left & Right Swing · Timer · I Feel · Lock · Wireless Remote · Wi-Fi

Optional

Wall Controller

OTP-O

Models

Product #[1]	Indoor Unit Outdoor Unit		UHD09KCH38SB-I UHD09KCH38SB-O	UHD12KCH31S-I UHD12KCH31S-O	UHD18KCH25S-I UHD18KCH25S-O	UHD24KCH22S-I UHD24KCH22S-O
Technical Performance						
Voltage		Volts	230/208	230/208	230/208	230/208
Cooling capacity	Nominal	W (BTU/hr)	2638 (9000)	3517 (12000)	5276 (18000)	6450 (22000)
	Min. – max.	W (BTU/hr)	450 - 3800 (1535 - 12966)	850 - 4500 (2900 - 15354)	1200 - 6400 (4094 - 21837)	2000 - 9000 (6800 - 30700)
Heating capacity	Nominal	W (BTU/hr)	2638 (9000)	3575 (12200)	5276 (18000)	7000 (24000)
	Min. – max.	W (BTU/hr)	700 - 4000 (2388 - 13648)	900 - 5500 (3071 - 18766)	1200 - 7200 (4094 - 24566)	2000 - 9500 (6800 - 32000)
Used cooling power input	Nominal	W	540	785	1330	1700
	Min. – max.	W	50 - 1400	75 - 1500	350 - 2500	450 - 3700
Used heating power input	Nominal	W	590	940	1500	2000
	Min. – max.	W	200-1500	250 - 1600	350 - 2500	380 - 3700
Used rated input		W	1500	1600	2500	3700
Rated current		A	6.2	6.5	10.8	16.4
MCA		A	9	9	22	22
Max. over-current protection (MOCP)		A	15	15	30	35
SEER		-	38	30.5	24.5	21.5
HSPF		-	15	14	12	12
EER		W/W	4.84	4.48	3.97	3.81
COP		W/W	4.47	3.8	3.52	3.5
AHRI number		-	202110483	202110484	202110485	202132789
ENERGY STAR		-	✓	✓	✓	✓
Indoor Unit						
Dehumidification		pt/hr (l/hr)	1.69 (0.80)	2.96 (1.40)	3.80 (1.80)	4.23 (2)
Air flow volume	T / H / MH / M / ML / L / Q[2]	cfm	424 / 383 / 353 / 324 / 294 / 265 / 206	500 / 471 / 441 / 353 / 324 / 265 / 235	736 / 677 / 618 / 559 / 500 / 457 / 353	824 / 765 / 706 / 647 / 589 / 500 / 383
Sound level	T / H / MH / M / ML / L / Q[2]	dB (A)	43 / 40 / 38 / 36 / 33 / 31 / 19	49 / 46 / 43 / 40 / 37 / 34 / 22	51 / 48 / 45 / 42 / 39 / 36 / 34	52 / 49 / 46 / 43 / 40 / 37 / 34
Fan motor power output		W	60	60	60	70
Fan motor RLA		A	0.09	0.09	0.24	0.38
Deflector stepper motor power output		W	2.5 / 1.5	2.5 / 1.5	2.5 / 1.5	2.5
Net weight		lb (kg)	29.8 (13.5)	29.8 (13.5)	36.4 (16.5)	36.4 (16.5)
Outdoor Unit						
Air flow volume		cfm	2400	2400	2354	4000
Sound level		dB (A)	53	53	59	59
Compressor power input		W	1070	1070	2443	2443
Compressor LRA		A	35	35	30	30
Compressor RLA		A	6.9	6.9	15.5	16
Fan motor power output		W	30	30	90	90
Fan motor RLA		A	0.24	0.24	0.65	0.65
Refrigerant volume (R410A)		oz (g)	45.9 (1301)	49.4 (1400)	70.6 (2101)	81.1 (2299)
Net weight		lb (kg)	99.2 (45)	99.2 (45)	141.1 (64)	147.7 (67)
Operating ambient temperature	Cooling	°C (°F)	-18 to 54 (0 to 129)			
	Heating	°C (°F)	-30 to 24 (-22 to 75)			
Connection Piping/Refrigerant						
Pre-charge length		ft. (m)	25 (7.5)	25 (7.5)	25 (7.5)	25 (7.5)
Additional refrigerant charge		oz/ft. (g/m)	0.2 (20)	0.2 (20)	0.5 (50)	0.5 (50)
Liquid pipe outer diameter		in.	1/4	1/4	1/4	1/4
Gas pipe outer diameter		in.	1/2	1/2	5/8	5/8
Maximum height difference		ft. (m)	49 (15)	49 (15)	66 (20)	98 (30)
Maximum total length		ft. (m)	98 (30)	98 (30)	100 (30)	164 (50)

[1] *1 indoor unit and 1 outdoor unit. Note that each unit is individually packaged.*
[2] *Cross-Flow Fan Speeds: (T) Turbo / (H) High / (MH) Medium-High / (M) Medium / (ML) Medium-Low / (L) Low / (Q) Quiet.*

Options

See OTP Options section

Capacity Variation Ratio According to Temperature

UHD09

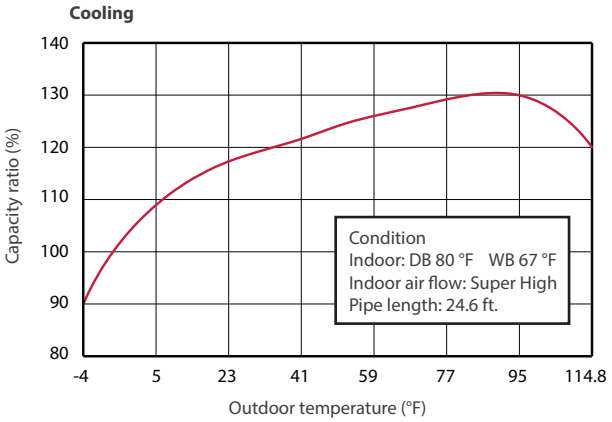

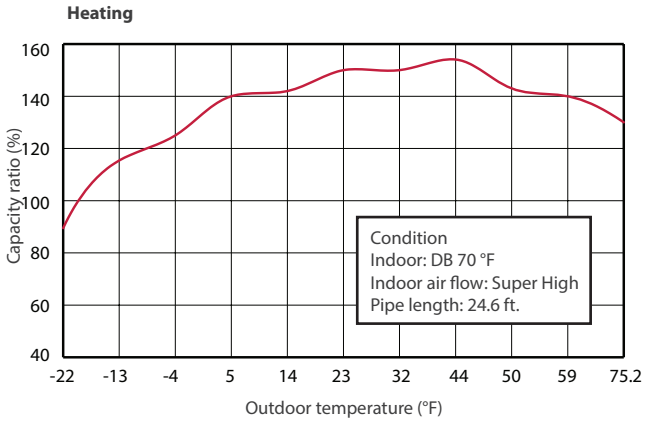

UHD12

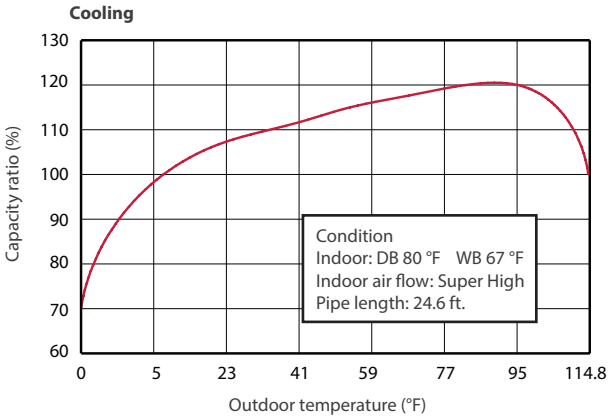

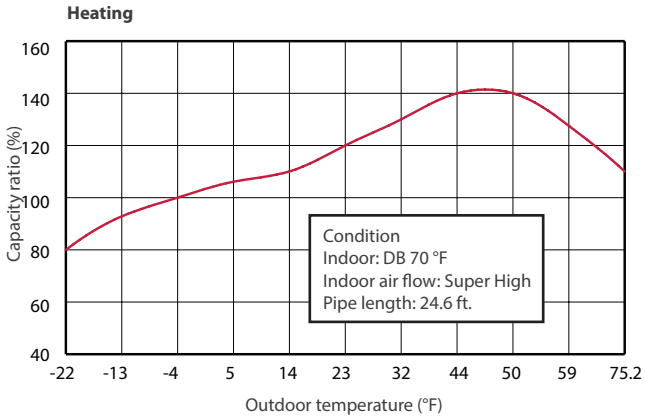

UHD18 & UHD24

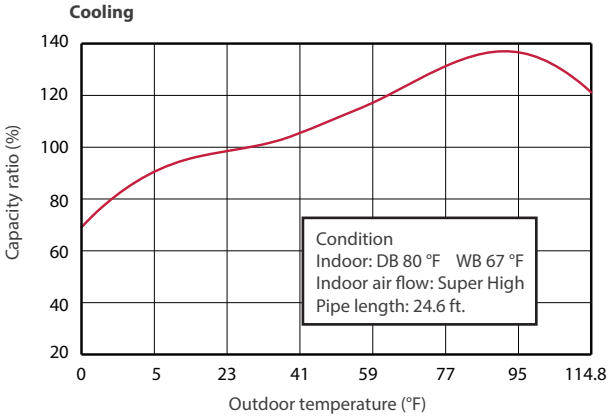

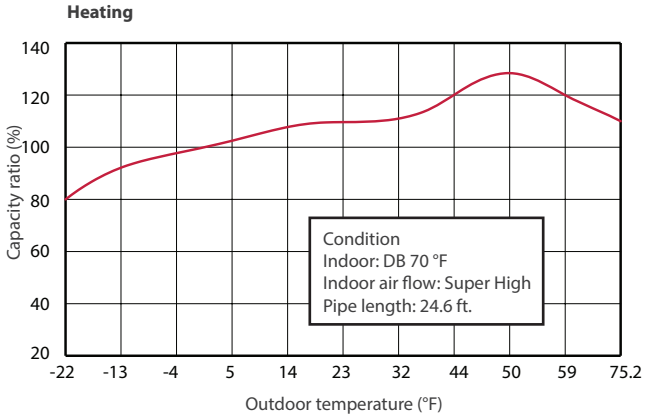

Indoor Unit

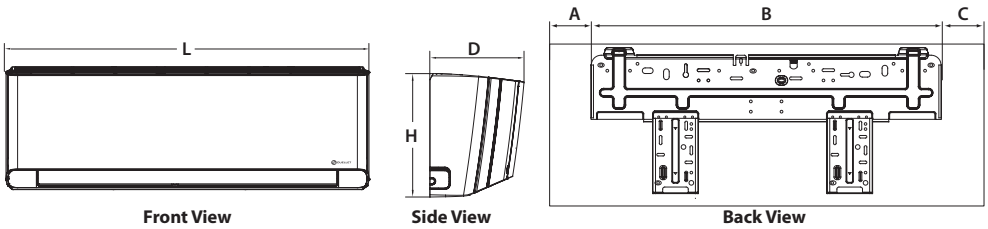

Outdoor Unit

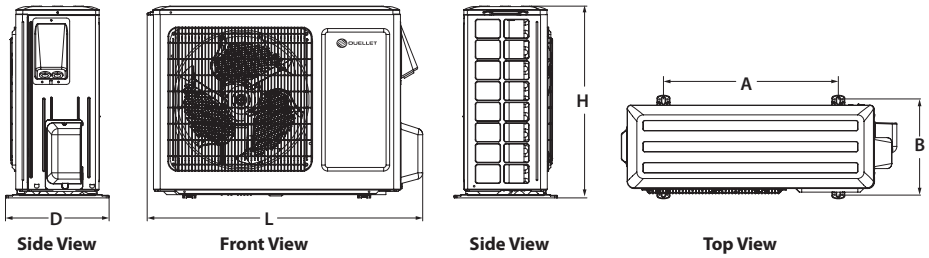

Indoor Unit	L		H		D		A		B		C	
	in.	mm	in.	mm	in.	mm	in.	mm	in.	mm	in.	mm
UHD09KCH38SB-I UHD12KCH31S-I	39 3/16	970	11 7/8	302	8 7/8	225	4 5/8	117	27	685	7 5/8	194
UHD18KCH25S-I UHD24KCH22S-I	43 3/8	1078	12 7/8	325	9 13/16	246	8 9/16	217	26 15/16	684	7 7/8	199

Outdoor Unit	L		H		D		A		B	
	in.	mm	in.	mm	in.	mm	in.	mm	in.	mm
UHD09KCH38SB-O	35 3/8	899	23 1/2	596	14 7/8	378	21 2/3	550	13 1/2	343
UHD12KCH31S-O										
UHD18KCH25S-O	38 5/8	1000	31 1/8	790	16 13/16	427	24	610	15 9/16	395
UHD24KCH22S-O										

OTP-O-R32

Olympia-R32 Ductless Single Zone Heat Pump

Indoor Unit



Outdoor Unit

Performance up to

-29°C -20°F Cooling

-30°C -22°F Heating

Up to

30 SEER2 IN COOLING

11.2 HSPF2 IN HEATING

Features

Operation mode
- Cooling, heating, dehumidifying, fan and auto.

Nominal capacity
- 9000, 12000, 18000, 24000 BTU/hr.

Voltage
- 230/208V, 60 Hz, 1-phase.

Indoor unit
- High wall installation, dual side connection.
- Plastic housing, standard white.
- 7-speed cross-flow fan (turbo, high, medium-high, medium, medium-low, low and quiet).
- Washable filters.

Outdoor unit
- Variable speed rotary compressor (INVERTER), with overload protection.
- Electronic expansion valve for precise control of refrigerant flow.
- Condenser fins covered with a hydrophilic coating for improved corrosion resistance.
- Large diameter quiet axial-flow fan for more efficient heat exchange.
- Smart pan heater to prevent ice formation.
- Compressor blanket and preheating technology.
- Installation on aluminum wall bracket or ground stand (optional).

Connection piping
- Minimum piping length of 10 ft. (3 m).
- Flared connections.

Control
- Wireless remote included.
- Wired wall controller available.
- Wi-Fi capability.
- Set temperature: 16 to 30 °C (61 to 86 °F).
- Temperature display format: °C or °F.

Warranty
- 10-year basic warranty on parts and 10-year basic warranty on the compressor (labor not included).
- Labour warranty (sold separately) from the 1st to 10th year, on parts and labour with system replacement if the compressor fails.

Application
- Dining room-kitchen, living room, family room, commercial building, office building, condo, restaurant.

Includes

Smart Pan Heater, Crankcase Heater, Fin Coating, Quiet Design, Smart Defrosting, Smart Preheating, Auto Restart, Auto-Clean, Self-Diagnosis

Sleep Mode, Turbo Mode, Up & Down Swing, Left & Right Swing, Timer, I Feel, Lock, Wireless Remote, Wi-Fi

Optional

Wall Controller

OTP-O-R32

Models

Product #[1]	Indoor Unit Outdoor Unit		OARX-H09A-I OARX-H09A-O	OARX-H12A-I OARX-H12A-O	OARX-H18A-I OARX-H18A-O	OARX-H24A-I OARX-H24A-O
Technical Performance						
Refrigerant type			R32	R32	R32	R32
Voltage		Volts	230/208	230/208	230/208	230/208
Cooling capacity	Nominal	W (BTU/hr)	2666 (9100)	3517 (12000)	5276 (18000)	6450 (22000)
	Min. – max.	W (BTU/hr)	400 - 3800 (1365 - 12966)	850 - 4500 (2900 - 15354)	1300 - 7500 (4435 - 25590)	1700 - 9200 (5800 - 31400)
Heating capacity	Nominal	W (BTU/hr)	3106 (10600)	3575 (12200)	5450 (18595)	7000 (24000)
	Min. – max.	W (BTU/hr)	800 - 5000 (2730 - 17060)	900 - 5000 (3071 - 17060)	1500 - 7700 (5118 - 26272)	1700 - 9700 (5800 - 33100)
Used cooling power input	Nominal	W	542	790	1256	1573
	Min. – max.	W	75 – 1250	75 - 1250	150 – 2800	265 – 3150
Used heating power input	Nominal	W	706	786	1362	1803
	Min. – max.	W	160 – 1650	250 – 1750	250 – 3500	320 – 4800
Used rated input		W	1650	1750	3500	4800
Rated current		A	7.6	7.8	16	21.5
MCA		A	11	11	21	25.5
Max. over-current protection (MOCP)		A	15	15	25	30
SEER2		-	30	28	27.5	27
HSPF2		-	11.2	10	10	10
EER2		W/W	15	15.52	13.65	13.31
COP		W/W	4.4	4.55	4	3.9
AHRI number		-	216472855	216472856	216498641	216498640
ENERGY STAR		-	✓	✓	✓	✓
Indoor Unit						
Dehumidification		pt/hr (l/hr)	1.69 (0.80)	2.96 (1.40)	3.80 (1.80)	7.30 (3.50)
Air flow volume		cfm	450 - 860	600 - 960	800 - 1250	600 - 1300
Sound level		dB (A)	23 - 42	27 - 43	35 - 49	36 - 53
Fan motor power output		W	50	50	60	110
Fan motor RLA		A	0.4	0.4	0.7	0.85
Net weight		lb (kg)	33 (15)	33 (15)	38.6 (17.5)	39.6 (18)
Outdoor Unit						
Air flow volume		cfm	3000	3000	3200	4500
Sound level		dB (A)	56	55	59	62
Compressor power input		W	757	757	1358	1775
Compressor LRA		A	20	20	25	38
Compressor RLA		A	7.2	7.2	14.3	18
Fan motor power output		W	40	40	60	90
Fan motor RLA		A	1	1	1.1	1.7
Refrigerant volume (R32)		oz (g)	35.27 (1000)	35.27 (1000)	47.62 (1350)	56.44 (1600)
Net weight		lb (kg)	99.2 (45)	99.2 (45)	141.1 (64)	147.7 (67)
Operating ambient temperature	Cooling	°C (°F)	-29 à 50 (-20 à 122)			
	Heating	°C (°F)	-30 à 30 (-22 à 86)			
Connection Piping/Refrigerant						
Pre-charge length		ft. (m)	25 (7.5)	25 (7.5)	25 (7.5)	25 (7.5)
Additional refrigerant charge		oz/ft. (g/m)	0.18 (16)	0.18 (16)	0.46 (40)	0.46 (40)
Liquid pipe outer diameter		in.	1/4	1/4	1/4	1/4
Gas pipe outer diameter		in.	1/2	1/2	5/8	5/8
Maximum height difference		ft. (m)	82 (25)	82 (25)	82 (25)	82 (25)
Maximum total length		ft. (m)	131 (40)	131 (40)	131 (40)	131 (40)

[1] *1 indoor unit and 1 outdoor unit. Note that each unit is individually packaged.*

Indoor Unit

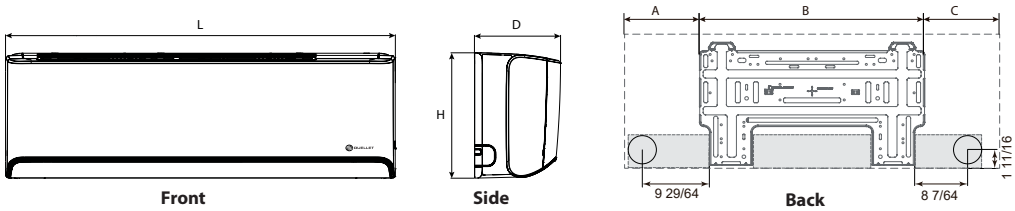

Outdoor Unit

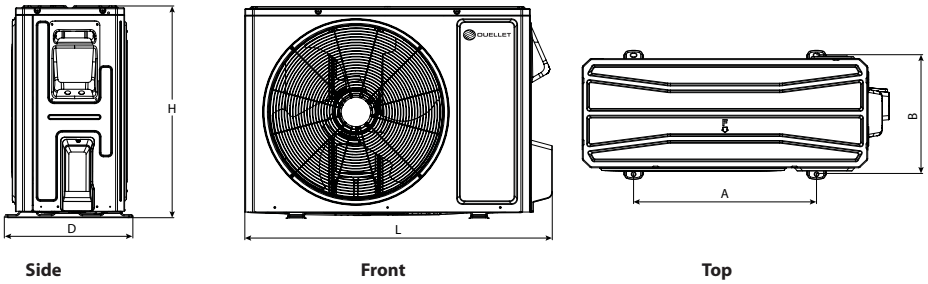

Indoor Unit	L		H		D		A		B		C	
	in.	mm	in.	mm	in.	mm	in.	mm	in.	mm	in.	mm
OARX-H09A-I	39 3/16	970	13 21/32	347	10 1/8	257	8 5/64	205	22 1/8	562	7	203
OARX-H12A-I												
OARX-H18A-I	43 45/64	1110	13 21/32	347	10 1/8	257	10 53/64	275	22 1/8	562	10 3/4	273
OARX-H24A-I												

Outdoor Unit	L		H		D		A		B	
	in.	mm	in.	mm	in.	mm	in.	mm	in.	mm
OARX-H09A-O	34 3/8	873	21 27/32	555	14 7/8	378	20 25/32	528	13 1/2	343
OARX-H12A-O										
OARX-H18A-O	38 25/32	985	26	660	15 53/64	402	22 7/16	570	14 10/16	371
OARX-H24A-O	38 5/8	1000	29 3/8	746	16 13/16	427	24	610	15 9/16	395

Options

See OTP Options section

OTP-MZ

Myriad Plus Ductless Multizone Heat Pump

Indoor Units

Outdoor Unit

Performance up to

-30°C -22°F Cooling

-30°C -22°F Heating

Up to

21 SEER 2 IN COOLING

10 HSPF2 IN HEATING

INVERTER R410A

Features

Operation mode
- Cooling, heating, dehumidifying, fan and auto.

Nominal capacity
- 18000, 24000, 30000, 36000, 42000 BTU/hr.

Voltage
- 230/208V, 60 Hz, 1-phase.

Indoor unit
- High wall installation, dual side connection.
- Plastic housing, standard white.
- Washable filters.

Outdoor unit
- Variable speed rotary compressor (INVERTER), with overload protection.
- Electronic expansion valve for precise control of refrigerant flow.
- Condenser fins covered with a hydrophilic coating for improved corrosion resistance.
- Large diameter quiet axial-flow fan for more efficient heat exchange.
- Smart pan heater to prevent ice formation.
- Compressor blanket and preheating technology.
- Installation on aluminum wall bracket or ground stand (optional).

Connection piping
- Minimum piping length of 10 ft. (3 m).
- Flared connections.

Control
- Wireless remote included with each indoor unit.
- Wired wall controller available.
- Wi-Fi.
- Set temperature: 16 to 30 °C (61 to 86 °F).
- Temperature display format: °C or °F.

Warranty
- 10-year basic warranty on parts and 10-year basic warranty on the compressor (labor not included).
- Labour warranty (sold separately) from the 1st to 10th year, on parts and labour with system replacement if the compressor fails.

Application
- Dining room-kitchen, living room, family room, commercial building, office building, condo, restaurant.

Includes

Smart Pan Heater, Crankcase Heater, Fin Coating, Quiet Design, Smart Defrosting, Smart Preheating, Auto Restart, Auto-Clean, Self-Diagnosis

Sleep Mode, Turbo Mode, Up & Down Swing, Left & Right Swing, Timer, I Feel, Lock, Wireless Remote

Optional

Wall Controller

Wi-Fi

OTP-MZ

Models - Outdoor Unit

Product #			MPD18KCH21SB-O	MPD24KCH21SB-O	MPD30KCH21SB-O	MPD36KCH21SB-O	MPD42KCH21SB-O
Technical Performance							
Number of connectable indoor unit		-	1 to 2	2 to 3	2 to 4	2 to 5	2 to 5
Voltage		Volts	230/208	230/208	230/208	230/208	230/208
Cooling capacity	Nominal	W (BTU/hr)	4982 (17000)	6800 (23200)	8300 (28400)	9970 (34000)	10550 (36000)
	Min. – max.	W (BTU/hr)	2052 - 5744 (7000 - 19600)	2200 - 9200 (7500 - 31400)	2400 – 10000 (8190 - 34100)	2600 - 10500 (8871 - 35826)	2600 - 12000 (8871 - 40944)
Heating capacity	Nominal	W (BTU/hr)	5275 (18000)	7030 (24000)	8792 (30000)	10550 (36000)	11720 (40000)
	Min. – max.	W (BTU/hr)	2052 – 5744 (7000 - 19600)	2200 - 9200 (7500 - 31400)	2400 – 12000 (8188 - 40900)	2600 - 13000 (8871 - 44356)	2600 - 13500 (8871 - 46062)
Used cooling power input	Nominal	W	1420	1860	2270	2830	3000
Used heating power input	Nominal	W	1380	1800	2250	2900	3020
MCA		A	20	25	30	30	30
Max. over-current protection (MOCP)		A	20	25	35	45	45
SEER2		-	21	21	21	21	21
HSPF2		-	10	10	10	10	10
EER2		W/W	3.52	3.66	3.66	3.52	3.52
COP		W/W	3.82	3.91	3.91	3.64	3.88
AHRI number		-	210534127	210534128	210534129	210534130	210534131
ENERGY STAR		-	✓	✓	✓	✓	✓
Air flow volume		cfm	1354	2236	3413	3413	3413
Sound level		dB (A)	64	68	74	74	74
Compressor power input		W	1295	1887	2047	2294	2294
Compressor LRA		A	-	-	-	-	-
Compressor RLA		A	9.95	12.1	14.25	18.2	18.4
Fan motor power output		W	30	60	130	130	130
Refrigerant volume (R32)		oz (g)	45.9 (1300)	84.7 (2400)	105.8 (3000)	130.5 (3700)	134 (3800)
Net weight		lb (kg)	77 (35)	115 (52)	152 (69)	172 (78)	174 (79)
Operating ambient temperature	Cooling	°C (°F)	-30 to 48 (-22 to 118)			-30 to 48 (-22 to 118)	
	Heating	°C (°F)	-30 to 24 (-22 to 75)			-30 to 24 (-22 to 75)	
Connection Piping/Refrigerant							
Pre-charge length		ft. (m)	33 (10)	98 (30)	131 (40)	131 (40)	131 (40)
Additional refrigerant charge		oz/ft. (g/m)	0.2 (20)	0.2 (20)	0.2 (20)	0.2 (20)	0.2 (20)
Max. height difference outdoor to indoor unit		ft. (m)	49 (15)	49 (15)	82 (25)	82 (25)	82 (25)
Max. total length		ft. (m)	131 (40)	197 (60)	262 (80)	262 (80)	328 (100)

Models - OTP-P (Pacific) Indoor Unit

Product #			PUD09KCH25S-I	PUD12KCH24S-I	PUD18KCH23S-I	PUD24KCH24S-I
Cooling capacity	Nominal	W (BTU/hr)	2667 (9100)	3517 (12000)	5275 (18000)	6450 (22000)
	Min. – max.	W (BTU/hr)	450 – 3150 (1535 - 10748)	900 – 4132 (3070 - 14100)	1500 - 6200 (5118 - 21154)	2600 - 8200 (8870 - 28000)
Heating capacity	Nominal	W (BTU/hr)	3077 (10500)	3517 (12000)	5275 (18000)	7040 (24000)
	Min. – max.	W (BTU/hr)	1000 – 4300 (3412 - 14671)	900 – 4543 (3071 - 15500)	1500 – 6200 (5118 - 21154)	2100 - 9000 (7200 - 30708)
Dehumidification		pt/hr (l/hr)	1.69 (0.8)	2.96 (1.4)	3.8 (1.8)	5 (2.40)
Air flow volume		cfm	353 / 323 / 294 / 264 / 235 / 176 / 158	400 / 364 / 329 / 288 / 264 / 247 / 229	589 / 500 / 441 / 412 / 383 / 353 / 324	736 / 588 / 530 / 471 / 441 / 412 / 383
Sound level		dB (A)	50 / 47 / 45 / 42 / 39 / 36 / 35	53 / 48 / 46 / 44 / 42 / 40 / 37	59 / 53 / 51 / 50 / 47 / 43 / 39	62 / 54 / 52 / 49 / 48 / 46 / 44
Fan motor power output		W	15	15	45	60
Fan motor RLA		A	0.22	0.20	0.35	0.30
Deflector stepper motor power output		W	1.5	1.5	1.5	1.5
Net Weight		lb (kg)	21 (9.5)	21 (9.5)	29 (13.5)	35 (16)
Connection Piping/Refrigerant						
Liquid pipe outer diameter		in.	1/4	1/4	1/4	1/4
Gas pipe outer diameter		in.	3/8	1/2	5/8	5/8

Note that each unit is individually packaged.

Options

See OTP Options section

Indoor Unit

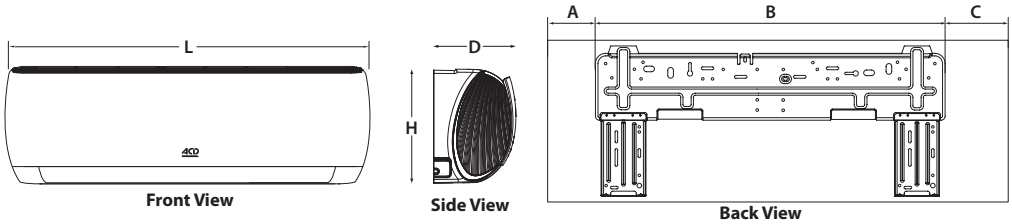

Outdoor Unit

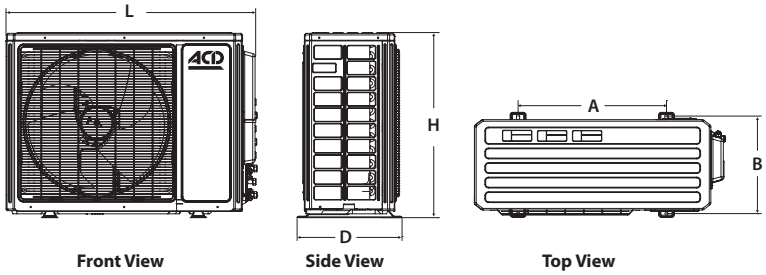

Indoor Unit	L		H		D		A		B		C	
	in.	mm	in.	mm	in.	mm	in.	mm	in.	mm	in.	mm
PUD09KCH25S-I PUD12KCH24S-I	32 1/2	825	11 1/2	293	7 23/32	196	5 7/8	149	21 5/16	542	8 1/32	204
PUD18KCH23S-I	39 3/16	995	12 1/4	311	8 11/16	221	8 1/2	203	27	686	9 1/4	235
PUD24KCH24S-I	43 ½	1105	13 7/64	333	9 11/16	246	8 1/2	203	27	686	9 1/4	235

Outdoor Unit	L		H		D		A		B	
	in.	mm	in.	mm	in.	mm	in.	mm	in.	mm
MPD18KCH21SB-O	32 3/8	822	21 11/16	550	13 7/8	352	20 5/32	512	13 5/64	332
MPD24KCH21SB-O	37 15/16	964	26	660	15 13/16	402	22	559	14 1/2	368
MPD30KCH21SB-O MPD36KCH21SB-O MPD42KCH21SB-O	40 1/8	1020	32 1/2	826	17 5/16	427	24 13/16	630	14 13/16	376

OTP-MZ / OTP-P (Pacific)

To order

1 Choose the outdoor unit based on the system capacity required.

2 Choose the appropriate indoor unit combination by referring to the combination table below.

Refer to the legend to find the product # of the indoor units you want to order.

Note that each unit is individually packaged.

Example:

Outdoor unit required: MPD42KCH21SB-O

Indoor unit combination chosen: 09 + 09 + 12 + 12 + 12

Outdoor Unit

MPD42KCH21SB-O

+

Indoor Unit

PUD09KCH25S-I

PUD09KCH25S-I

PUD12KCH24S-I

PUD12KCH24S-I

PUD12KCH23S-I

Combination Table

Outdoor Unit	2 Indoor Units
MPD18KCH21SB-O	09 + 09
	09 + 12
	12 + 12

Outdoor Unit	2 Indoor Units	3 Indoor Units
MPD24KCH21SB-O	09 + 09	09 + 09 + 09
	09 + 12	09 + 09 + 12
	09 + 18	-
	12 + 12	-
	12 + 18	-

Outdoor Unit	2 Indoor Units	3 Indoor Units	4 Indoor Units
MPD30KCH21SB-O	09 + 09	09 + 09 + 09	09 + 09 + 09 + 09
	09 + 12	09 + 09 + 12	09 + 09 + 09 + 12
	09 + 18	09 + 09 + 18	-
	12 + 12	09 + 12 + 12	-
	12 + 18	09 + 12 + 18	-
	18 + 18	12 + 12 + 12	-

Outdoor Unit	2 Indoor Units	3 Indoor Units	4 Indoor Units	5 Indoor Units
MPD36KCH21SB-O	09 + 09	09 + 09 + 09	09 + 09 + 09 + 09	09 + 09 + 09 + 09 + 09
	09 + 12	09 + 09 + 12	09 + 09 + 09 + 12	09 + 09 + 09 + 09 + 12
	09 + 18	09 + 09 + 18	09 + 09 + 09 + 18	-
	09 + 24	09 + 09 + 24	09 + 09 + 12 + 12	-
	12 + 12	09 + 12 + 12	09 + 09 + 12 + 18	-
	12 + 18	09 + 12 + 18	09 + 12 + 12 + 12	-
	12 + 24	09 + 12 + 24	12 + 12 + 12 + 12	-
	18 + 18	09 + 18 + 18	-	-
	18 + 24	09 + 18 + 24	-	-
	24 + 24	12 + 12 + 12	-	-
	-	12 + 12 + 18	-	-
	-	12 + 12 + 24	-	-
	-	12 + 18 + 18	-	-

Outdoor Unit	2 Indoor Units	3 Indoor Units	4 Indoor Units	5 Indoor Units
MPD42KCH21SB-O	09 + 09	09 + 09 + 09	09 + 09 + 09 + 09	09 + 09 + 09 + 09 + 09
	09 + 12	09 + 09 + 12	09 + 09 + 09 + 12	09 + 09 + 09 + 09 + 12
	09 + 18	09 + 09 + 18	09 + 09 + 09 + 18	09 + 09 + 09 + 09 + 18
	09 + 24	09 + 09 + 24	09 + 09 + 09 + 24	09 + 09 + 09 + 12 + 12
	12 + 12	09 + 12 + 12	09 + 09 + 12 + 12	09 + 09 + 12 + 12 + 12
	12 + 18	09 + 12 + 18	09 + 09 + 12 + 18	-
	12 + 24	09 + 12 + 24	09 + 09 + 12 + 24	-
	18 + 18	09 + 18 + 18	09 + 09 + 18 + 18	-
	18 + 24	09 + 18 + 24	09 + 09 + 18 + 24	-
	24 + 24	09 + 24 + 24	09 + 12 + 12 + 12	-
	-	12 + 12 + 12	09 + 12 + 12 + 18	-
	-	12 + 12 + 18	09 + 12 + 12 + 24	-
	-	12 + 12 + 24	09 + 12 + 18 + 18	-
	-	12 + 18 + 18	09 + 12 + 18 + 24	-
	-	12 + 18 + 24	09 + 18 + 18 + 18	-
	-	18 + 18 + 18	12 + 12 + 12 + 12	-
	-	-	12 + 12 + 12 + 18	-

The combinations in red represent the combinations that offer 100% performance of the system in heating mode.

It is important that the sum power of the indoor units does not exceed 133% of the power of the outdoor unit.

Legend

Code	BTU/hr	Product # Indoor Unit
09	9000 BTU/hr	PUD09KCH25S-I
12	12000 BTU/hr	PUD12KCH24S-I
18	18000 BTU/hr	PUD18KCH23S-I
24	24000 BTU/hr	PUD24KCH24S-I

OTP-MZ-R32

Myriad Plus Ductless Multizone Heat Pump

Ceiling Cassette

Ductable Fan Coil

Indoor Units

Outdoor Unit

Performance up to

-30°C -22°F Cooling

-30°C -22°F Heating

Up to

21 SEER 2 IN COOLING

10 HSPF2 IN HEATING

Intertek INVERTER

R32

AHRI CERTIFIED® www.ahridirectory.org

ENERGY STAR COLD CLIMATE

Features

Operation mode
- Cooling, heating, dehumidifying, fan and auto.

Nominal capacity
- 18000, 24000, 30000, 36000, 42000 BTU/hr.

Voltage
- 230/208V, 60 Hz, 1-phase.

Indoor unit
- A2L leak detection sensor, included.
- Washable filters.

Outdoor unit
- Variable speed rotary compressor (INVERTER), with overload protection.
- Electronic expansion valve for precise control of refrigerant flow.
- Condenser fins covered with a hydrophilic coating for improved corrosion resistance.
- Large diameter quiet axial-flow fan for more efficient heat exchange.
- Smart pan heater to prevent ice formation.
- Compressor blanket and preheating technology.
- Installation on aluminum wall bracket or ground stand available in option.

Connection piping
- Minimum piping length of 10 ft. (3 m).
- Flared connections.

Control
- Wireless remote included with each indoor unit.
- Wired wall controller available in option.
- Wi-Fi included.
- Set temperature: 16 to 30 °C (61 to 86 °F).
- Temperature display format: °C or °F.

Warranty
- 10-year basic warranty on parts and 10-year basic warranty on the compressor (labour not included).
- Labour warranty (sold separately) from the 1st to 10th year, on parts and labour with system replacement if the compressor fails.

Application
- Dining room-kitchen, living room, family room, commercial building, office building, condo, restaurant.

Includes

Smart Pan Heater, Crankcase Heater, Fin Coating, Quiet Design, Smart Defrosting, Smart Preheating, Auto Restart, Auto-Clean, Self-Diagnosis

Sleep Mode, Turbo Mode, Up & Down Swing, Timer, I Feel, Lock, Wireless Remote, Wi-Fi, A2L safety

Optional

Wall Controller

OTP-MZ-R32

Models - Outdoor Unit

Product #			OFRM2X1-H18A-O	OFRM3X1-H24A-O	OFRM4X1-H30A-O	OFRM4X1-H36A-O	OFRM5X1-H42A-O
Technical Performance							
Refrigerant type			R32	R32	R32	R32	R32
Number of connectable indoor unit		-	1 to 2	2 to 3	2 to 4	2 to 4	2 to 5
Voltage		Volts	230/208	230/208	230/208	230/208	230/208
Cooling capacity	Nominal	W (BTU/hr)	5275 (18000)	7030 (24000)	8300 (28400)	10550 (36000)	12309 (42000)
	Min. – max.	W (BTU/hr)	2139 - 5803 (7300 - 19800)	2200 - 9200 (7500 - 31400)	2400 – 10000 (8190 - 34100)	2600 - 11987 (8871 - 40900)	2600 - 12983 (8871 - 44300)
Heating capacity	Nominal	W (BTU/hr)	5275 (18000)	7030 (24000)	8792 (30000)	10550 (36000)	12309 (42000)
	Min. – max.	W (BTU/hr)	2139 - 5803 (7300 - 19800)	2200 - 9200 (7500 - 31400)	2400 - 12000 (8188 - 40900)	2600 - 13000 (8871 - 44300)	2600 - 13500 (8871 - 46000)
Used cooling power input	Nominal	W	1500	1850	2075	3000	3230
Used heating power input	Nominal	W	1350	1800	2100	2960	3150
MCA		A	14.5	19.5	23	30	30
Max. over-current protection (MOCP)		A	20	25	35	45	45
SEER2		-	21	21	21	21	21
HSPF2		-	10	10	10	10	10
EER2		W/W	13.33	13.33	14.28	12.16	13.33
COP		W/W	3.9	3.9	4.19	3.56	3.9
AHRI number		-	216453528	216453529	216453530	216453531	216453532
ENERGY STAR		-	✓	✓	✓	✓	✓
Air flow volume		cfm	1354	2236	3413	3413	3413
Sound level		dB (A)	64	68	74	74	74
Compressor power input		W	1300	1887	2047	3514	3514
Compressor RLA		A	9.5	12	13.5	19.6	19.6
Fan motor power output		W	30	60	130	130	130
Refrigerant volume (R32)		oz (g)	31.8 (880)	60 (1700)	77.62 (2183)	92.24 (2608)	95.24 (2693)
Net weight		lb (kg)	75 (34.1)	112.5 (51)	145.5 (66)	176.4 (80.2)	178.6 (81.2)
Operating ambient temperature	Cooling	°C (°F)	-30 to 48 (-22 to 118)				
	Heating	°C (°F)	-30 to 24 (-22 to 75)				
Connection Piping/Refrigerant							
Pre-charge length		ft. (m)	33 (10)	98 (30)	131 (40)	131 (40)	131 (40)
Additional refrigerant charge		oz/ft. (g/m)	0.2 (20)	0.2 (20)	0.2 (20)	0.2 (20)	0.2 (20)
Max. height difference outdoor to indoor unit		ft. (m)	49 (15)	49 (15)	82 (25)	82 (25)	82 (25)
Max. total length		ft. (m)	131 (40)	197 (60)	262 (80)	262 (80)	328 (100)

Models - OTP-P-R32 (Pacific R32) Indoor Unit

Product #			OCVX-H09A-I	OCVX-H12A-I	OCVX-H18A-I	OCVX-H24A-I
Cooling capacity	Nominal	W (BTU/hr)	2667 (9100)	3517 (12000)	5275 (18000)	6450 (22000)
	Min. – max.	W (BTU/hr)	800 - 3800 (2730 - 12966)	900 - 4400 (3070 - 15012)	1500 - 6500 (5118 - 22178)	1169 - 8200 (3990 - 28000)
Heating capacity	Nominal	W (BTU/hr)	3077 (10500)	3517 (12000)	5275 (18000)	7040 (24000)
	Min. – max.	W (BTU/hr)	700 - 4400 (2388 - 15013)	900 - 4600 (3071 - 15695)	1300 - 6500 (4436 - 22178)	850 - 8100 (2900 - 27640)
Dehumidification		pt/hr (l/hr)	1.69 (0.8)	2.96 (1.4)	3.6 (1.7)	5 (2.4)
Air flow volume		cfm	129 - 353	212 - 400	324 - 589	235 - 559
Sound level		dB (A)	20 - 41	20 - 43	25 - 40	30 - 48
Fan motor power output		W	15	55	50	50
Fan motor RLA		A	0.22	0.4	0.6	0.7
Net Weight		lb (kg)	21 (9.5)	21 (9.5)	29 (13.5)	35 (16)
Connection Piping/Refrigerant						
Liquid pipe outer diameter		in.	1/4	1/4	1/4	1/4
Gas pipe outer diameter		in.	3/8	1/2	1/2	5/8

Note that each unit is individually packaged.

Options

See OTP Options section

Indoor Unit

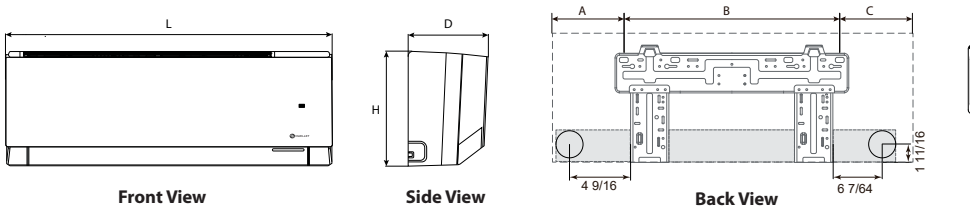

Outdoor Unit

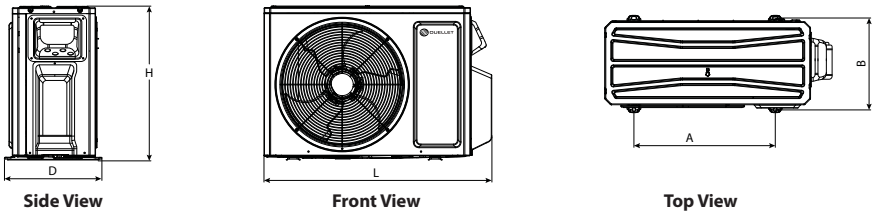

Outdoor Unit	L		H		D		A		B	
	in.	mm	in.	mm	in.	mm	in.	mm	in.	mm
OFRM2X1-H18A-O	32 3/8	822	21 11/16	550	13 7/8	352	20 5/32	512	13 5/64	332
OFRM3X1-H24A-O	37 15/16	964	26	660	15 13/16	402	22 7/16	570	14 39/64	371
OFRM4X1-H30A-O	40 1/8	1020	32 1/2	826	16 13/16	427	25	635	15 19/32	396
OFRM4X1-H36A-O										
OFRM5X1-H42A-O										

Indoor Unit	L		H		D		A		B		C	
	in.	mm	in.	mm	in.	mm	in.	mm	in.	mm	in.	mm
OCVX-H09A-I	32 15/16	837	11 1/2	293	7 7/8	200	4 11/16	119	21 5/16	542	6 15/16	204
OCVX-H12A-I												
OCVX-H18A-I	39 3/32	993	12 1/4	311	8 11/16	221	5 3/64	128	27 55/64	1093	6 13/64	158
OCVX-H24A-I												

Models - Ceiling Cassette Indoor Unit

Product #[1] – Ceiling Cassette			OICX1-H09A-I	OICX1-H12A-I	OICX1-H18A-I	OICX1-H24A-I
Product #[1] – Grille			OICGA	OICGA	OICGA	OICGB
Cooling capacity	Nominal	W (BTU/hr)	2667 (9100)	3517 (12000)	5275 (18000)	6450 (22000)
Heating capacity	Nominal	W (BTU/hr)	3077 (10500)	3517 (12000)	5275 (18000)	7040 (24000)
Dehumidification		pt/hr (l/hr)	2.96 (1.4)	2.96 (1.4)	3.8 (1.8)	5.28 (2.5)
Air flow volume		cfm	206 - 330	206 - 330	206 - 383	471 - 618
Sound level		dB (A)	39 - 50	39 - 50	40 - 54	49 - 55
Net Weight		lb (kg)	37.5 (17)	37.5 (17)	37.5 (17)	63.95 (29)
Liquid pipe outer diameter		in.	1/4	1/4	1/4	3/8
Gas pipe outer diameter		in.	3/8	3/8	1/2	5/8

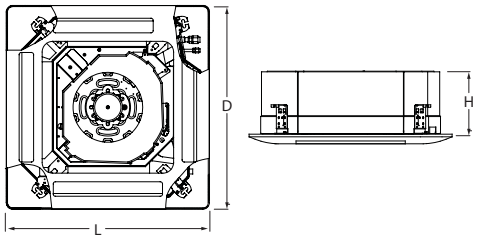

Indoor Unit	L		H		D	
	in.	mm	in.	mm	in.	mm
OICX1-H09A-I	22 7/16	570	10 7/16	265	22 7/16	570
OICX1-H12A-I						
OICX1-H18A-I						
OICX1-H24A-I	33 5/64	840	9 29/64	240	33 5/64	840

Models - Ductable Fan Coil

Product #			OFCX1-H09A-I	OFCX1-H12A-I	OFCX1-H18A-I	OFCX1-H24A-I
Cooling capacity	Nominal	W (BTU/hr)	2667 (9100)	3517 (12000)	5275 (18000)	6450 (22000)
Heating capacity	Nominal	W (BTU/hr)	3077 (10500)	3517 (12000)	5275 (18000)	7040 (24000)
Dehumidification		pt/hr (l/hr)	2.96 (1.4)	2.96 (1.4)	3.8 (1.8)	5.28 (2.5)
Air flow volume		cfm	206 - 330	206 - 330	206 - 383	471 - 618
Sound level		dB (A)	39 - 50	39 - 50	40 - 54	49 - 55
Net Weight		lb (kg)	37.5 (17)	37.5 (17)	37.5 (17)	63.95 (29)
Liquid pipe outer diameter		in.	1/4	1/4	1/4	3/8
Gas pipe outer diameter		in.	3/8	3/8	1/2	5/8

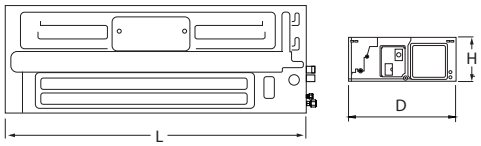

Indoor Unit	L		H		D	
	in.	mm	in.	mm	in.	mm
OFCX1-H09A-I	32 43/64	830	11 13/16	300	29 11/16	754
OFCX1-H12A-I						
OFCX1-H18A-I	44 1/2	1130	11 13/16	300	29 11/16	754
OFCX1-H24A-I						

OTP-MZ-R32

To order

1 Choose the outdoor unit based on the system capacity required.

2 Choose the appropriate indoor unit combination by referring to the combination table below.

Refer to the legend to find the product # of the indoor units you want to order.

Note that each unit is individually packaged.

Example:

Outdoor unit required: OFRM5X1-H42A-O

Indoor unit combination chosen: 09 + 09 + 12 + 18

Outdoor Unit

OFRM5X1-H42A-O

+

Indoor Unit

OCVX-H09A-I

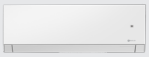

OCVX-H09A-I

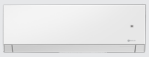

OCVX-H12A-I

OCVX-H18A-I

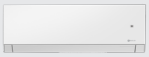

Combination Table

Indoor unit	2 Indoor unit
OFRM2X1-H18A-O	09 + 09
	09 + 12
	12 + 12

Indoor unit	2 Indoor unit	3 Indoor unit
OFRM3X1-H24A-O	09 + 09	09 + 09 + 09
	09 + 12	09 + 09 + 12
	09 + 18	09 + 09 + 18
	12 + 12	09 + 12 + 12
	12 + 18	-

Indoor unit	2 Indoor unit	3 Indoor unit	4 Indoor unit
OFRM4X1-H30A-O	09 + 09	09 + 09 + 09	09 + 09 + 09 + 09
	09 + 12	09 + 09 + 12	09 + 09 + 09 + 12
	09 + 18	09 + 09 + 18	09 + 09 + 09 + 18
	09 + 24	09 + 09 + 24	09 + 09 + 12 + 12
	12 + 12	09 + 12 + 12	-
	12 + 18	09 + 12 + 18	-
	12 + 24	12 + 12 + 12	-
	18 + 24	12 + 12 + 18	-

Indoor unit	2 Indoor unit	3 Indoor unit	4 Indoor unit
OFRM4X1-H36A-O	09 + 09	09 + 09 + 09	09 + 09 + 09 + 09
	09 + 12	09 + 09 + 12	09 + 09 + 09 + 12
	09 + 18	09 + 09 + 18	09 + 09 + 09 + 18
	09 + 24	09 + 09 + 24	09 + 09 + 12 + 12
	12 + 12	09 + 12 + 12	09 + 09 + 12 + 18
	12 + 18	09 + 12 + 18	09 + 12 + 12 + 12
	12 + 24	09 + 12 + 24	12 + 12 + 12 + 12
	18 + 18	09 + 18 + 18	-
	18 + 24	09 + 18 + 24	-
	24 + 24	12 + 12 + 12	-
	-	12 + 12 + 18	-
	-	12 + 12 + 24	-
	-	12 + 18 + 18	-

Indoor unit	2 Indoor unit	3 Indoor unit	4 Indoor unit	5 Indoor unit
OFRM4X1-H42A-O	-	09 + 09 + 09	09 + 09 + 09 + 09	09 + 09 + 09 + 09 + 09
	09 + 12	09 + 09 + 12	09 + 09 + 09 + 12	09 + 09 + 09 + 09 + 12
	09 + 18	09 + 09 + 18	09 + 09 + 09 + 18	09 + 09 + 09 + 09 + 18
	09 + 24	09 + 09 + 24	09 + 09 + 09 + 24	09 + 09 + 09 + 12 + 12
	12 + 12	09 + 12 + 12	09 + 09 + 12 + 12	09 + 09 + 12 + 12 + 12
	12 + 18	09 + 12 + 18	09 + 09 + 12 + 18	-
	12 + 24	09 + 12 + 24	09 + 09 + 12 + 24	-
	18 + 18	09 + 18 + 18	09 + 09 + 18 + 24	-
	18 + 24	09 + 18 + 24	09 + 12 + 12 + 12	-
	24 + 24	12 + 12 + 12	09 + 12 + 12 + 18	-
	-	12 + 12 + 18	09 + 12 + 12 + 24	-
	-	12 + 12 + 24	09 + 12 + 18 + 18	-
	-	12 + 18 + 18	09 + 12 + 18 + 24	-
	-	12 + 18 + 24	09 + 18 + 18 + 18	-
	-	18 + 18 + 18	09 + 18 + 18 + 24	-
	-	-	12 + 12 + 12 + 12	-
	-	-	12 + 12 + 12 + 18	-

The combinations in red represent the combinations that offer 100% performance of the system in heating mode.

It is important that the sum power of the indoor units does not exceed 133% of the power of the outdoor unit.

Legend

Code	BTU/hr
09	9000 BTU/hr
12	12000 BTU/hr
18	18000 BTU/hr
24	24000 BTU/hr

OTP

Options

Product # Kit	Description
OTP-XK76	Programmable wired wall controller
HP6000ZB-GE[1,2]	Ductless heat pump smart interface, OTP-C, OTP-E series
GT130[1]	Smart gateway that provides remote access to the HP6000ZB-GE
Insulated copper line	
D001412050BLK	1/4" insulated copper line, 50′ long
D003812050BLK	3/8" insulated copper line, 50′ long
D001212050BLK	1/2" insulated copper line, 50′ long
D005812050BLK	5/8" insulated copper line, 50′ long
D003412050BLK	3/4" insulated copper line, 50′ long
D007812050BLK	7/8" insulated copper line, 50′ long
D001412164BLK	1/4" insulated copper line, 164′ long
D003812164BLK	3/8" insulated copper line, 164′ long
D001212164BLK	1/2" insulated copper line, 164′ long
D005812164BLK	5/8" insulated copper line, 164′ long
Insulated copper line sets	
CO25121438W	1/2" and 1/4" insulated copper line set kit, 25′ long
CO25381438W	3/8" and 1/4" insulated copper line set kit, 25′ long
CO25581438W	5/8" and 1/4" insulated copper line set kit, 25′ long
CO25583838W	5/8" and 3/8" insulated copper line set kit, 25′ long
CO50121438W	1/2" and 1/4" insulated copper line set kit, 50′ long
CO50381438W	3/8" and 1/4" insulated copper line set kit, 50′ long
CO50581438W	5/8" and 1/4" insulated copper line set kit, 50′ long
CO50583838W	5/8" and 3/8" insulated copper line set kit, 50′ long
Non-insulated copper line	
C0308050	3/8" non-insulated copper line, 50′ long, sold in box of 10 units
Wall bracket	
WBA2416	2 aluminum wall brackets 24" × 16"
SV-ALBR3016	2 aluminum wall brackets 30" × 16", sold in boxes of 6 pairs
Ground stand	
SV-ALGS1426	Aluminum ground stand 14 1/4" × 26"
SV-ALGS1430	Aluminum ground stand 14 1/4" × 30"
SV-ALGS1727-3[3]	Aluminum ground stand 17 1/8" × 27" (2" × 3" Angle)
No-kink drain line	
SV-NKDL58L50	No-kink drain line 5/8", 165′ long

[1] Standard color is black.
[2] Requires the use of the GT130 smart gateway.
[3] Floor support for central heat pump system.

Programmable wired wall controller

Smart interface

Smart gateway

Insulated copper line

Insulated copper line sets

Non-insulated copper line

Wall bracket

Ground stand

No-kink drain line

OTP-F Flexx Central Heat Pump and Cased Coil

Indoor Unit Cased Coil | Indoor Unit Air Handler | Outdoor Units

Performance up to

-15°C 5°F Cooling

-30°C -22°F Heating

Up to

20 SEER IN COOLING

10.5 HSPF IN HEATING

ACD | ETL c us | AHRI CERTIFIED® www.ahridirectory.org | INVERTER | R410A

Features

Operation mode
- Cooling, heating, dehumidifying, fan and auto.

Nominal capacity
- 24000, 36000, 42000, 60000 BTU/hr.

Voltage
- 230/208V, 60 Hz, 1-phase.

Indoor unit

Air Handler
- Compact and space-saving design.
- Compatible with most standard 24V thermostats on the market.

Cased Coil
- Two sizes available.
- Can be installed horizontally or vertically.
- Can be combined with a gas furnace or blower.

Outdoor unit
- Variable speed rotary compressor (INVERTER), with overload protection.
- Electronic expansion valve for precise control of refrigerant flow.
- Condenser fins covered with a hydrophilic coating for improved corrosion resistance.
- Large diameter quiet axial-flow fan for more efficient heat exchange.
- Smart pan heater to prevent ice formation.
- Compressor blanket and preheating technology.
- Installation on aluminum wall bracket or ground stand (optional).

Connection piping
- Minimum piping length of 24.6 ft. (7.5 m).
- Flared connections.

Control
- Operating temperature:
  - Cooling: -15 to 54 °C (5 to 129 °F).
  - Heating: -30 to 24°C (-22 to 75 °F).
- Temperature display format: °C or °F.

Warranty
- 10-year basic warranty on parts and 10-year basic warranty on the compressor (labour not included).
- Labour warranty (sold separately) from the 1st to 10th year, on parts and labour with system replacement if the compressor fails.

Application
- Private residence, condo, commercial building, office building, restaurant.

Includes

Self-Diagnosis | Comprehensive Protection | High ESP | Wide Operation Range | High Efficiency | Intelligent Defrosting | Energy Saving Function | Flexible Connecting Pipe Available

Options

Product # Kit	Description
OTP-21-4216-01	Electric heater 10kW
OTP-21-4217-00	Electric heater 15kW
OTP-21-4228-00	Electric heater 20kW
OTP-FKCP	Adaptor for welding option on suction line
OTP-B04537	Terminal block kit
OTP-R02P033	24V thermostat
SV-ALGS1727-3	Aluminum ground stand 17 1/8" X 27" (2" X 3" Angle)

OTP-FKCP

OTP-B04537

OTP-R02P033

OTP-F

Models - Outdoor Unit

Product #			FXD-ACD36		FXD-ACD60	
Technical Performance						
Cooling capacity	Nominal	BTU/hr	24000	36000	48000	54000
	Min. – max.	W (BTU/hr)	3.2 - 10.8 (11000 - 37000)	3.2 - 10.8 (11000 - 37000)	9.96 - 14.65 (34000 - 50000)	9.96 - 15.24 (34000 - 52000)
Heating capacity	Nominal	BTU/hr	24000	36000	48000	54000
	Min. – max.	W (BTU/hr)	2.9 - 11.1 (10000 - 38000)	2.9 - 11.1 (10000 - 38000)	10.26 - 16.12 (35000 - 55000)	10.26 - 17.58 (35000 - 60000)
Power supply		V / Ph / Hz	230/208 / 1 / 60	230/208 / 1 / 60	230/208 / 1 / 60	230/208 / 1 / 60
SEER		-	20	18	18	17
HSPF		-	10.5	10	10.5	10
EER		-	12.5	10	11.5	10.5
COP		-	4	3	3.26	3.46
MCA		A	24	24	35	35
Max. over-current protection (MOCP)		A	35	35	45	45
AHRI number		-	207497901	207497902	207497903	207497904
ENERGY STAR		-	✓	-	-	-
Refrigerant volume (R410A)		lb	9.3	9.3	12.3	12.3
Connection pipes	Liquid	in.	3/8	3/8	3/8	3/8
	Gas	in.	3/4	3/4	3/4	3/4
Net weight		lb (kg)	217 (98.5)	217 (98.5)	308 (140)	308 (140)
Sound level		dB (A)	55 (45 - 56)	57 (45 - 57)	58 (48 - 61)	58 (48 - 61)
Compressor power input		W	3680	3680	6000	6000
Compressor LRA		A	16	16	19	19
Compressor RLA		A	-	-	-	-
Fan motor power output		A	1.5	1.5	1.5 x 2	1.5 x 2
Dimension (L x H x l)	Product	in.	37 x 32 1/4 x 18 1/8	37 x 32 1/4 x 18 1/8	39 3/8 x 53 3/4 x 14 1/2	39 3/8 x 53 3/4 x 14 1/2
	Package	in.	42 x 38 5/16 x 22 9/16	42 x 38 5/16 x 22 9/16	45 x 59 3/8 x 18 7/8	45 x 59 3/8 x 18 7/8
Used heating power input	Nominal	W	1020	1100	1730	2000
	Min. – max.	W	160 - 1350	400 - 1400	580 - 2600	450 - 3000
Operating ambient temperature in cooling		°C (°F)	-15 to 54 (5 to 129)			
Operating ambient temperature in heating		°C (°F)	-30 to 24 (-22 to 75)			
Maximum pipe length between outdoor and indoor units		ft. (m)	99 (30)	99 (30)	99 (30)	99 (30)
Maximum height between outdoor and indoor units		ft. (m)	49 (15)	49 (15)	49 (15)	49 (15)

FXD-ACD36

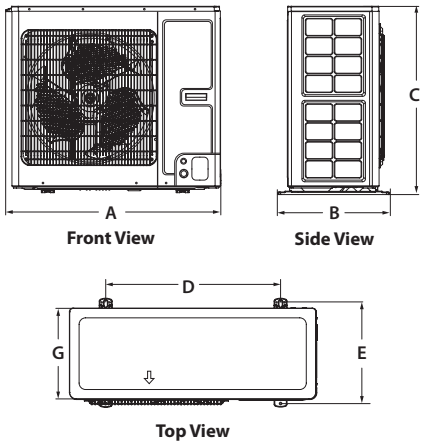

Front View

Side View

Top View

FXD-ACD60

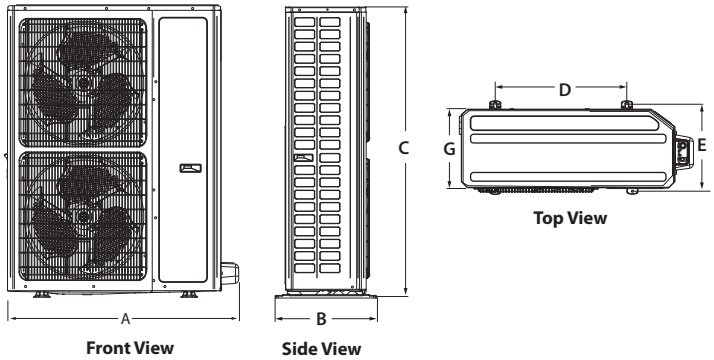

Front View

Side View

Top View

Outdoor Unit	A		B		C		D		E		G	
	in.	mm	in.	mm	in.	mm	in.	mm	in.	mm	in.	mm
FXD-ACD36	37	940	18 1/8	460	32 1/4	820	24	610	19 1/8	486	18 1/8	460
FXD-ACD60	39 3/8	1000	14 1/2	368	53 3/4	1365	24 1/2	620	15 1/2	395	14 1/2	370

Models - Indoor Unit (Air Handler)

Product #				AH224	AH236	AH248	AH260
Electrical data	Power supply		V / Ph / Hz	230/208 / 1 / 60	230/208 / 1 / 60	230/208 / 1 / 60	230/208 / 1 / 60
	Supply	Cooling	W	145	180	300	420
	Input current	Cooling	A	1.10	1.33	2.13	2.74
	Max. over-current protection (MOCP)		A	15	15	15	15
	Voltage min./max.		V	187 / 253	187 / 253	187 / 253	187 / 253
Sound level			dB (A)	55	57	58	61
Refrigerant		Type	-	R410A			
		Control	-	Thermal expansion valve			
ENERGY STAR			-	✓	-	-	-
Air flow			cfm	960	1000	1380	1600
			m³/hr	1630	1700	2350	2720
HPS (High Static Pressure)		Nominal	Pa	25	37	50	50
			inH2O	0.1	0.148	0.2	0.2
		Range	Pa	0 to 250	0 to 250	0 to 250	0 to 250
			inH2O	0 to 1	0 to 1	0 to 1	0 to 1
Fan motor	Model		-	B-FGZ370C	B-FGZ370C	B-FGZ750C	B-FGZ750C
	Transmission type		-	Direct transmission			
	Speed		RPM	750	820	840	920
	Electric power		W	0.5	0.5	1	1
	Full load current (FLA)		A	3	3	5	5
Fan	Type		-	Centrifugal			
	Quantity		-	1			
Evaporator	Material		-	Copper tube with inner groove – Aluminum fins			
	Surface area		sq. ft. (m²)	4.09 (0.38)	4.09 (0.38)	5.49 (0.51)	5.49 (0.51)
	Pipe diameter		in.	3/8	3/8	3/8	3/8
	Fins type		-	Hydrophilic			
	Dimension (L x H x l)		in.	16 5/16 x 2 x 18	16 5/16 x 2 x 18	16 5/16 x 3 1/2 x 24	16 5/16 x 3 1/2 x 24
Operating temperature (cooling)			°C (°F)	18 to 27 (64.4 to 80.6)			
System operation control			-	Wired controller			
Dimension	Unit only (L x H x l)		in.	21 1/4 x 48 1/4 x 21 1/4	21 1/4 x 48 1/4 x 21 1/4	24 3/4 x 57 x 21 1/4	24 3/4 x 57 x 21 1/4
			mm	660 x 603 x 1280	660 x 603 x 1280	693 x 660 x 1508	693 x 660 x 1508
Weight	Net		lb (kg)	156 (71)	156 (71)	178 (81)	178 (81)
	Gross		lb (kg)	170 (77)	170 (77)	192 (87)	192 (87)

Compatibility table for electrical heating elements

Electric heater power	AH224	AH236	AH248	AH260
10kW	✓	✓	✓	✓
15kW	-	✓	✓	✓
20kW	-	-	✓	✓

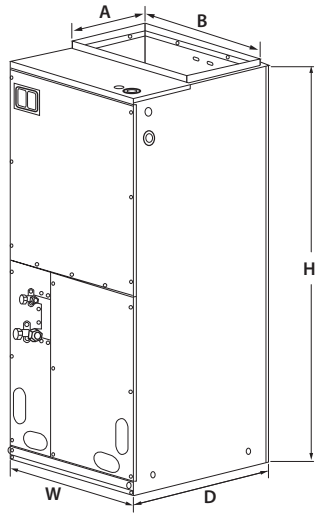

Indoor Unit Air Handler	W		D		H		A		B	
	in.	mm	in.	mm	in.	mm	in.	mm	in.	mm
AH224	21 1/4	540	21 1/4	540	48 1/4	1225	11 5/8	295	20	508
AH236										
AH248	24 3/4	630	21 1/4	540	57	1448	11 5/8	295	20	508
AH260										

Models - Indoor Unit (Cased Coil)

Product #	Indoor Unit Outdoor Unit		GCAT24F-NAA FXD-ACD36	GCAT36F-NAA FXD-ACD36	GCAT48H-NAA FXD-ACD60	GCAT60H-NAA FXD-ACD60
Technical Performance						
Power supply		V / Ph / Hz	208-230 / 1 / 60			
Cooling capacity	Nominal	W (BTU/hr)	24000	36000	48000	54000
	Min. – max.	W (BTU/hr)	3517 - 7034 (12000 - 24000)	5275 - 10844 (18000 - 37000)	9964 - 14067 (34000 - 48000)	10257 - 15826 (35000 - 54000)
Heating capacity	Nominal	W (BTU/hr)	24000	36000	48000	54000
	Min. – max.	W (BTU/hr)	3517 - 8792 (12000-30000)	5275 - 11137 (18000-38000)	9964 - 15240 (34000 - 52000)	10257 - 17584 (35000 - 60000)
SEER2		-	15.2	15.2	15.2	15.2
HSPF2	-	-	8.5	8.5	8.5	8.5
EER2		W/W	11	9.5	10	9.5
COP		W/W	4.2	3.5	3.6	3.5
AHRI number		-	213164338	213164339	213164340	213164341
ENERGY STAR		-	✓	-	-	-
Indoor Unit						
Dehumidification		L/hr (pt/hr)	2.85 (6.03)	4.58 (9.68)	4.70 (9.94)	5.74 (12.13)
Air flow volume	Max.	cfm	800	1000	1230	1510
Product dimension	L x H x I	in. (mm)	17 1/2 x 23 x 21 1/4 (445 x 585 x 540)	17 1/2 x 23 x 21 1/4 (445 x 585 x 540)	24 1/2 x 28 1/2 x 21 1/4 (622 x 725 x 540)	24 1/2 x 28 1/2 x 21 1/4 (622 x 725 x 540)
Package dimension	L x H x I	in. (mm)	21 x 25 13/16 x 27 1/8 (535 x 655 x 690)	21 x 25 13/16 x 27 1/8 (535 x 655 x 690)	28 1/8 x 31 5/16 x 27 1/8 (714 x 795 x 689)	28 1/8 x 31 5/1 x 27 1/8 (714 x 795 x 689)
Refrigerant charge		oz	8.8	8.8	8.8	8.8
Weight	Net	lb (kg)	64 (29)	64 (29)	95 (43)	95 (43)
	Gross	lb (kg)	75 (34)	75 (34)	110 (50)	110 (50)
Pre-charge length		ft. (m)	31 (9.5)	31 (9.5)	31 (9.5)	31 (9.5)
Additional refrigerant charge		oz/ft. (g/m)	0.32 (29)	0.32 (29)	0.32 (29)	0.32 (29)
Liquid pipe outer diameter		in.	3/8	3/8	3/8	3/8
Gas pipe outer diameter		in.	3/4	3/4	3/4	3/4
Maximum length between outdoor and indoor units		ft. (m)	164 (50)	164 (50)	164 (50)	164 (50)
Maximum pipe height between outdoor and indoor units		ft. (m)	100 (30)	100 (30)	50 (15)	50 (15)

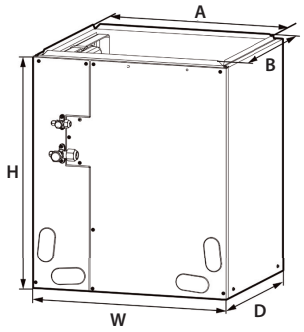

Indoor Unit Cased Coil	W		D		H		A		B	
	in.	mm	in.	mm	in.	mm	in.	mm	in.	mm
GCAT24F-NAA	17 1/2	445	21 1/4	540	23	585	15 7/8	405	19 3/8	492
GCAT36F-NAA										
GCAT48H-NAA	24 1/2	622	21 1/4	540	28 1/2	725	22 7/8	580	19 3/8	492
GCAT60H-NAA										

OTP-F-R32

Flexx R32 Central Heat Pump

Indoor Unit
Air Handler

Outdoor Units

Performance up to

-15°C
5°F
Cooling

-30°C
-22°F
Heating

Up to

19 SEER2 IN COOLING

10.5 HSPF2 IN HEATING

Intertek

INVERTER

R32

AHRI CERTIFIED® www.ahridirectory.org

ENERGY STAR COLD CLIMATE

Features

Operation mode
- Cooling, heating, dehumidifying, fan and auto.

Nominal capacity
- 24000, 36000, 42000, 60000 BTU/hr.

Voltage
- 230/208V, 60 Hz, 1-phase.

Indoor unit
- Compact and space-saving design.
- Compatible with most standard 24V thermostats on the market.
- A2L leak detection sensor, included

Outdoor unit
- Variable speed rotary compressor (INVERTER), with overload protection.
- Electronic expansion valve for precise control of refrigerant flow.
- Condenser fins covered with a hydrophilic coating for improved corrosion resistance.
- Large diameter quiet axial-flow fan for more efficient heat exchange.
- Smart pan heater to prevent ice formation.
- Compressor blanket and preheating technology.
- Installation on aluminum wall bracket or ground stand (optional).

Connection piping
- Minimum piping length of 24.6 ft. (7.5 m).
- Flared connections.

Control
- Operating temperature:
  - Cooling: -15 to 54 °C (5 to 129 °F).
  - Heating: -30 to 24°C (-22 to 75 °F).
- Temperature display format: °C or °F.

Warranty
- 10-year basic warranty on parts and 10-year basic warranty on the compressor (labour not included).
- Labour warranty (sold separately) from the 1st to 10th year, on parts and labour with system replacement if the compressor fails.

Application
- Private residence, condo, commercial building, office building, restaurant.

Includes

Self-Diagnosis | Comprehensive Protection | High ESP | Wide Operation Range | High Efficiency | Intelligent Defrosting | Energy Saving Function | Flexible Connecting Pipe Available | A2L safety sensor

Options

Product # Kit	Description
LYQ-08-F	Electric heater 6kW
LYQ-08-G	Electric heater 9kW
LYQ-08-H	Electric heater 12kW
OTP-FKCP	Adaptor for welding option on suction line
OTP-B04537	Terminal block kit
OTP-R02P033	24V thermostat

OTP-FKCP

OTP-B04537

OTP-R02P033

OTP-F-R32

Models - Outdoor Unit

Product #			OFLX1-H36A-O		OFLX1-H60A-O	
Technical Performance						
Refrigerant type			R32		R32	
Cooling capacity	Nominal	BTU/hr	24000	34000	48000	54000
	Min. – max.	W (BTU/hr)	3.5 – 8.8 (12000 - 30000)	3.2 - 10.8 (18000 - 37000)	9.96 - 14.65 (34000 - 50000)	10.26 – 16.12 (35000 - 55000)
Heating capacity	Nominal	BTU/hr	24000	34000	48000	54000
	Min. – max.	W (BTU/hr)	3.5 – 8.8 (12000 - 30000)	5.2 – 11.1 (18000 - 38000)	9.86 – 15.24 (34000 - 52000)	10.26 - 17.58 (35000 - 60000)
Power supply		V / Ph / Hz	230/208 / 1 / 60	230/208 / 1 / 60	230/208 / 1 / 60	230/208 / 1 / 60
SEER2		-	18	18	19	18.5
HSPF2		-	10	10	10	10.5
EER		-	12.5	12	12	11.7
COP		-	3.6	3.2	3.4	3.4
MCA		A	30	30	45	45
Max. over-current protection (MOCP)		A	27.7	27.7	39.9	39.9
AHRI number		-	216626170	216440572	216626171	216440574
ENERGY STAR		-	✓	✓	✓	✓
Refrigerant volume (R32)		lb (oz)	4.4 (102.3)	4.4 (102.3)	8.82 (162.3)	8.82 (162.3)
Connection pipes	Liquid	in.	3/8	3/8	3/8	3/8
	Gas	in.	3/4	3/4	3/4	3/4
Net weight		lb (kg)	187.5 (85)	187.5 (85)	241.4 (109.5)	241.4 (109.5)
Sound level		dB (A)	60	60	62	63
Compressor power input		W	14	19.7	30.1	30.1
Compressor LRA		A	1.5	1.5	1.5 x 2	1.5 x 2
Compressor RLA		A	19.7	19.7	30.1	30.1
Fan motor power output		A	1.5	1.5	1.5 x 2	1.5 x 2
- Cooling nominal power input		A	14.6	22	30	31
- Heating nominal power input		A	19.2	25.6	32	32
Operating ambient temperature in cooling		°C (°F)	-15 to 54 (5 to 129)			
Operating ambient temperature in heating		°C (°F)	-30 to 24 (-22 to 75)			
Maximum pipe length between outdoor and indoor units		ft. (m)	99 (30)	99 (30)	99 (30)	99 (30)
Maximum height between outdoor and indoor units		ft. (m)	49 (15)	49 (15)	49 (15)	49 (15)

OFLX1-H36A-O

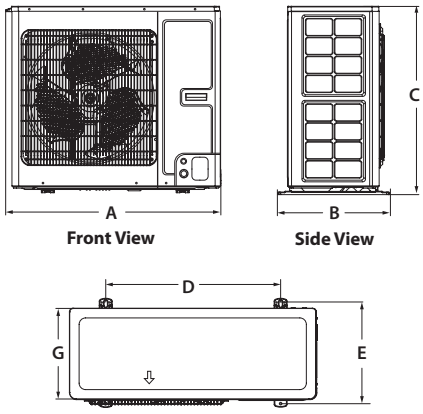

OFLX1-H60A-O

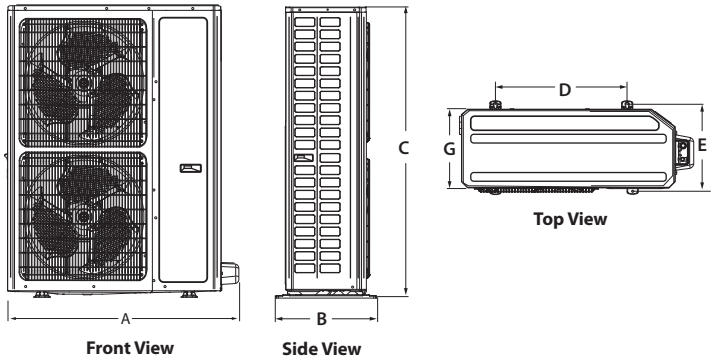

Outdoor Unit	A		B		C		D		E		G	
	in.	mm	in.	mm	in.	mm	in.	mm	in.	mm	in.	mm
OFLX1-H36A-O	38 31/32	990	16 13/16	427	37 51/64	960	29 49/64	756	15 35/64	395	14 9/16	370
OFLX1-H60A-O	35 7/16	900	16 17/64	413	49 39/64	1260	22 7/16	570	14 7/8	378	13 25/64	340

Models - Indoor Unit (Air Handler)

Product #				OAHX1-H24A-I	OAHX1-H36A-I	OAHX1-H48A-I	OAHX1-H60A-I
Electrical data	Power supply		V / Ph / Hz	230/208 / 1 / 60	230/208 / 1 / 60	230/208 / 1 / 60	230/208 / 1 / 60
	Supply	Cooling	W	1	1.6	2.1	2.8
	Input current	Cooling	A	1	1.5	1.9	2.5
	Max. over-current protection (MOCP)		A	15	15	15	15
	Voltage min./max.		V	187 / 253	187 / 253	187 / 253	187 / 253
Sound level			dB (A)	50	51	52	53
Refrigerant		Type	-	R32			
		Control	-	Thermal expansion valve			
ENERGY STAR			-	✓	✓	✓	✓
Air flow			cfm	760	1000	1200	2550
			m^3/hr	1291	1700	2040	2550
HPS (High Static Pressure)		Range	Pa	0 to 250	0 to 250	0 to 250	0 to 250
			inH2O	0 to 1	0 to 1	0 to 1	0 to 1
Fan motor	Model		-	B-SWZ150E	B-SWZ150E	B-SWZ120E	B-SWZ120E
	Transmission type		-	Direct transmission			
	Speed		RPM	800	800	800	800
	Electric power		W	124	124	2 x 124	2 x 124
	Full load current (FLA)		A	3	3	2 x 1.1	2 x 1.1
Evaporator	Material		-	Copper tube with inner groove – Aluminum fins			
	Surface area		sq. ft. (m^2)	9.94 (0.92)	9.94 (0.92)	11.41 (1.06)	11.41 (1.06)
	Pipe diameter		in.	3/8	3/8	3/8	3/8
	Fins type		-	Hydrophilic			
	Dimension (L x H x l)		in.	30 3/32×36 13/32×1 1/2	30 3/32×36 13/32×1 1/2	39 1/2×36 13/32×2 19/64	39 1/2×36 13/32×2 19/64
System operation control			-	Wired controller			
Weight	Net		lb (kg)	134.5 (61.5)	163 (74)	200.5 (91)	200.5 (91)
	Gross		lb (kg)	143 (65.5)	178.5 (81)	218 (99)	218 (99)

Compatibility table for electrical heating elements

Electric heater power	OAHX1-H24A-I	OAHX1-H36A-I	OAHX1-H48A-I	OAHX1-H60A-I
6kW	✓	✓	✓	✓
9kW	-	✓	✓	✓
12kW	-	✓	✓	✓

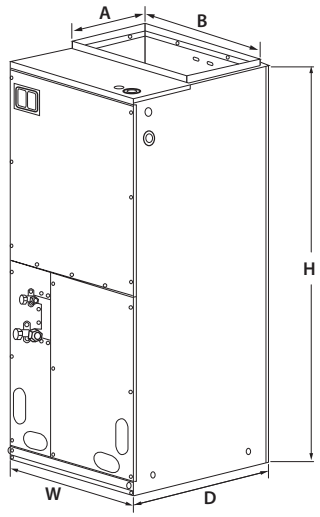

Indoor Unit Air Handler	W		D		H		A		B	
	in.	mm	in.	mm	in.	mm	in.	mm	in.	mm
OAHX1-H24A-I	18 7/64	460	21 1/4	540	43 1/2	1105	11 5/8	295	16 47/64	425
OAHX1-H36A-I	21 ¼	540	21 1/4	540	48 3/16	1224	11 5/8	295	20	508
OAHX1-H48A-I	24 3/4	630	21 1/4	540	52	1321	11 5/8	295	20	508
OAHX1-H60A-I										

OTM Floor Heating Cable on Mat
OTR Floor Heating Cable for Membrane

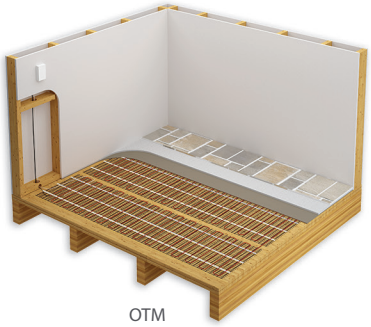

OTM

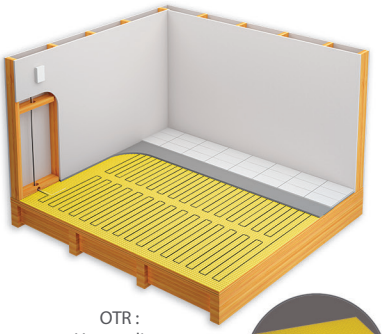

OTR : Uncoupling membrane sold in option



1 In sheet



2 In Roll

Features

Voltage
- 120V, 240/208V, 1-phase.

Cold lead length
- 10′ (3 m).

Control
- Two types of control method possible (see instruction manual for details):
  - Surface heating control with electronic thermostat in floor mode (F) and temperature sensor.
  - Ambient heating control with electronic thermostat in ambient mode with floor limit (A or AF) and temperature sensor.

Note: A ground fault circuit interrupter (GFCI) must be used with this heating device unless exempted by the applicable national and/or local electrical code for the area of installation.

Included materials
- 15′ (4.6 m) temperature sensor.
- Measurements table label (to be placed in electrical panel).

Installation
- **Never cut or shorten the heating cable.**
- For indoor applications only.
- On concrete slab or plywood subfloor.

Application
- Kitchen, bathroom, entrance way, family room, living room.

Warranty
- 25-year warranty on the heating cable.

OTM Features

Construction
- Heating cable made of a twin conductor fastened to an adhesive fibreglass mat for a simpler and faster installation with negligible magnetic field.

Watt density
- 12W/sq. ft. (130W/sq. m), 3″ (76 mm) spacing.

Dimension
- Mats of 18 in. (0.46 m) in width offered in several lengths.

OTR Features

Construction
- Heating cable made of a twin conductor for a simpler and faster installation, compatible with uncoupling membrane systems.

Watt density
- 9.6W/sq. ft. (103W/sq. m), 3 3/4″ (95 mm) spacing.
- 10W/sq. ft. (108W/sq. m), 3 5/8″ (92 mm) spacing.

Installation
- On uncoupling membrane sold in option. 1, 2
- **For heating cable installation on uncoupling membrane systems, consult the membrane manufacturer's instructions to ensure that it is compatible with the use of heating cables.**

OTM and OTR Options

Product # Kit	Unit Price	Description
NADCM-M-80	31.00	Fleeceback uncoupling membrane in sheet, 2′ 6-5/16″ X 3′ 3″, 8.16 sq. ft., sold in box of 10 sheets
NADCM-M-150	520.00	Fleeceback uncoupling membrane in roll, 46' 9" x 3' 3", 150 sq. ft.
NADCM-S-80	42.00	Uncoupling self-adhesive membrane in sheet, 2' 6-5/16" X 3 '3", 8.16 sq. ft., sold in box of 10 sheets
NADCM-S-150	666.00	Uncoupling self-adhesive membrane in roll, 46' 9" x 3' 3", 150 sq. ft.
OTM-CC	41.00	CableCheck - Electrical fault indicator
OTM-SA	41.00	Adhesive spray to secure the mat on concrete slab, 16.75 oz (474 g)
KIT-SP1	48.00	Repair kit
KIT-CBL-SN	29.00	15 ft. (4.6 m) floor sensor

OTM
Models

Watts	Product #[2] 240/208V	Product #[2] 120V	Cable Diameter (mm)	Price	Covered Surface[1] Spacing 3" (76 mm)		Length (x)		Weight	
					sq. ft.	sq. m	ft. in.	m	lb	kg
60	-	FHM120-60	3.2	133.00	5	0.5	3′4″	0.9	2.0	0.9
120	FHM240-120	FHM120-120	3.2	160.00	10	0.9	6′8″	1.8	2.0	0.9
180	-	FHM120-180	3.2	196.00	15	1.4	10′	3.0	3.0	1.4
240	FHM240-240	FHM120-240	3.2	206.00	20	1.9	13′4″	4.0	3.0	1.4
300	-	FHM120-300	3.2	256.00	25	2.4	16′8″	4.9	4.0	1.8
360	FHM240-360	FHM120-360	3.2	296.00	30	2.8	20′	6.1	4.0	1.8
420	-	FHM120-420	3.2	328.00	35	3.3	23′4″	7.0	5.0	2.3
480	FHM240-480	FHM120-480	3.2	338.00	40	3.8	26′8″	7.9	5.0	2.3
540	-	FHM120-540	3.2	347.00	45	4.2	30′	9.2	6.0	2.7
600	FHM240-600	FHM120-600	3.2	347.00	50	4.7	33′4″	10.1	7.0	3.2
720	FHM240-720	FHM120-720	3.2	407.00	60	5.6	40′	12.2	8.0	3.6
840	FHM240-840	FHM120-840	3.2	458.00	70	6.5	46′8″	14.0	9.0	4.1
960	FHM240-960	FHM120-960	3.2	474.00	80	7.4	53′4″	16.2	10.0	4.5
1080	FHM240-1080	-	3.2	540.00	90	8.4	60	18.3	11.0	5.0
1200	FHM240-1200	-	3.2	568.00	100	9.3	66	20.1	12.8	5.8
1440	FHM240-1440	-	3.2	633.00	120	11.2	80	24.4	13.0	5.9

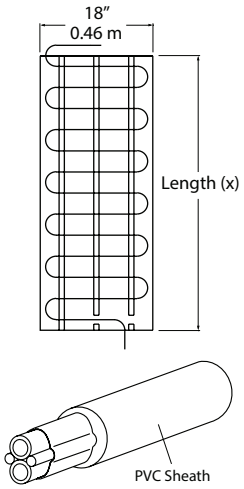

OTR
Models

Watts	Product # 240/208V	Product # 120V	Cable Diameter (mm)	Price	Covered Surface Depending on Spacing[1] 3 5/8" (92 mm)[3]		3 3/4" (95 mm)		Cable Length		Weight	
					10W/ sq. ft.	108W/ sq. m	9.6W/sq. ft.	103W/ sq. m	ft.	m	lb	kg
85	-	OTR0082	4.3	173.00	9.5	0.9	10.0	0.9	32	9.75	2.6	0.9
120	-	OTR0122	4.3	186.00	12.0	1.1	12.5	1.2	40	12.19	2.6	0.9
150	-	OTR0152	4.3	212.00	16.0	1.5	16.5	1.5	53	16.15	3.1	1.4
170	OTR0170	OTR0172	4.3	222.00	18.5	1.7	19.0	1.8	61	18.59	3.1	1.4
240	OTR0240	OTR0242	4.3	277.00	24.0	2.2	25.0	2.3	80	24.38	3.8	1.6
300	OTR0300	OTR0302	4.3	320.00	30.5	2.8	31.5	2.9	101	30.78	4	1.8
360	OTR0360	OTR0362	4.3	354.00	36.5	3.4	37.5	3.5	120	36.58	4.2	1.9
420	OTR0420	OTR0422	4.3	366.00	42.5	4.0	44.0	4.1	141	42.98	4.9	2.2
475	OTR0475	OTR0472	4.3	375.00	48.5	4.5	50.0	4.6	160	48.77	6	2.7
600	OTR0600	OTR0602	4.3	440.00	60.5	5.6	62.5	5.8	200	60.96	6.9	3.1
720	OTR0720	OTR0722	4.3	495.00	72.5	6.7	75.0	7.0	240	73.15	7.9	3.6
840	OTR0840	OTR0842	4.3	513.00	84.5	7.9	87.5	8.1	280	85.34	8.7	4
960	OTR0960	OTR0962	4.3	584.00	96.5	9.0	100.0	9.3	320	97.54	9.3	4.2
1080	OTR1080	-	4.3	614.00	109.0	10.1	112.5	10.5	360	109.73	10	4.6
1140	-	OTR1142	4.3	654.00	115	10.66	119	11.03	380	115.82	11.6	5.2
1200	OTR1200	-	4.3	685.00	121.0	11.2	125.0	11.6	400	121.92	11	5
1320	-	OTR1322	4.3	692.00	133	12.35	137.5	12.77	440	134.11	13.7	6.2
1440	OTR1440	-	4.3	697.00	145.0	13.5	150.0	13.9	480	146.30	13	5.9
1450	-	OTR1452	4.3	700.00	145	13.5	150	13.9	480	146.30	16	7.2
1500	-	OTR1502	4.3	748.00	151	14	156.5	14.5	500	152.40	17.4	7.9
1600	OTR1600	-	4.3	848.00	169.0	15.7	175.0	16.3	560	170.69	15	6.8
1680	-	OTR1682	4.3	874.00	169.5	15.7	175	16.3	560	170.69	20.3	9.1
1920	OTR1920	-	4.3	964.00	193.5	18.0	200.0	18.6	640	195.07	18	8.2
2280	OTR2280	-	4.3	1102.00	229.5	21.3	237.5	22.1	760	231.65	22	10
2640	OTR2640	-	4.3	1258.00	266.0	24.7	275.0	25.5	880	268.22	26	11.8
2900	OTR2900	-	4.3	1371.00	292.5	27.2	302.5	28.1	968	295.04	30	13.6
3000	OTR3000	-	4.3	1399.00	302.0	28.1	312.5	29.0	1000	304.80	31	14
3360	OTR3360	-	4.3	1553.00	338.5	31.4	350	32.5	1120	341.38	36.9	16.8

[1] Does not represent the surface of the room but rather the surface covered by the floor heating system, excluding fixtures and other spaces to consider.
[2] The color of the mesh may be different.
*[3] **Spacing with the NADCM membrane when the cable is installed with 3 spacing castellations.***
208V = 75% of wattage at 240V.
15′ (4.6 m) floor sensor and 10′ (3 m) cold lead included.

OWF-R

Floor Heating Cable for Installation with Strapping

Features

Voltage
- 120V, 240/208V, 1-phase.

Cold lead length
- 10′ (3 m).

Construction
- Heating cable made of a twin conductor for a simpler and faster installation, with negligible magnetic field.

Watt density
- 12W/sq. ft. (130W/sq. m), 3″ (76 mm) spacing.
- 9W/sq. ft. (100W/sq. m), 4″ (102 mm) spacing.

Included materials
- Plastic strapping.
- 15' (4.6 m) floor sensor.
- Measurements table label (to be placed in electrical panel).

Installation
- **Never cut or shorten the heating cable.**
- For indoor applications only.
- On concrete slab or plywood subfloor.

Control
- Two types of control method possible (see instruction manual for details):
  - Surface heating control with electronic thermostat in floor mode (F) and temperature sensor.
  - Ambient heating control with electronic thermostat in ambient mode with floor limit (A or AF) and temperature sensor.

Note: A ground fault circuit interrupter (GFCI) must be used with this heating device unless exempted by the applicable national and/or local electrical code for the area of installation.

Warranty
- 25-year warranty on the heating cable.

Application
- Kitchen, bathroom, entrance way, family room, living room.

OWF-R

Models

Watts	Product # Strapping included[1] 240/208V	Product # Strapping included[1] 120V	Cable Diameter (mm)	Price	Covered Surface Depending on Spacing[2] 3" (76 mm) 12W/sq. ft.	3" (76 mm) 130W/sq. m	4" (102 mm) 9W/sq. ft.	4" (102 mm) 100W/sq. m	Cable length ft.	Cable length m	Strapping length included (ft.)	Weight lb	Weight kg
85	-	OWF-R0082	4.3	172.00	8	0.7	11	1.0	32	9.75	25	-	-
120	-	OWF-R0122	4.3	184.00	10	0.9	13	1.2	40	12.19	25	-	-
150	-	OWF-R0152	4.3	208.00	13	1.2	17	1.6	53	16.15	25	-	-
170	OWF-R0170	OWF-R0172	4.3	221.00	15	1.4	20	1.9	61	18.59	25	-	-
240	OWF-R0240	OWF-R0242	4.3	275.00	20	1.9	27	2.5	80	24.38	25	-	-
300	OWF-R0300	OWF-R0302	4.3	315.00	25	2.3	33	3.1	101	30.78	25	-	-
360	OWF-R0360	OWF-R0362	4.3	353.00	30	2.8	40	3.7	120	36.58	50	-	-
420	OWF-R0420	OWF-R0422	4.3	362.00	35	3.3	47	4.3	141	42.98	50	-	-
475	OWF-R0475	OWF-R0472	4.3	370.00	40	3.7	53	5.0	160	48.76	50	-	-
600	OWF-R0600	OWF-R0602	4.3	437.00	50	4.6	67	6.2	200	60.96	50	-	-
720	OWF-R0720	OWF-R0722	4.3	490.00	60	5.6	80	7.4	240	73.15	75	-	-
840	OWF-R0840	OWF-R0842	4.3	506.00	70	6.5	93	8.7	280	85.34	75	-	-
960	OWF-R0960	OWF-R0962	4.3	578.00	80	7.4	107	9.9	320	97.54	75	-	-
1080	OWF-R1080	-	4.3	580.00	90	8.4	120	11.2	360	109.73	100	-	-
1140	-	OWF-R1142	4.3	599.00	95	8.8	127	11.7	380	115.82	100	-	-
1200	OWF-R1200	-	4.3	642.00	100	9.3	133	12.4	400	121.92	100	-	-
1320	-	OWF-R1322	4.3	623.00	110	10.2	147	13.6	440	134.11	100	-	-
1440	OWF-R1440	-	4.3	698.00	120	11.1	160	14.9	480	146.30	100	-	-
1450	-	OWF-R1452	4.3	645.00	120	11.1	160	14.8	480	146.30	100	-	-
1500	-	OWF-R1502	4.3	698.00	125	11.6	167	15.5	500	152.40	125	-	-
1600	OWF-R1600	-	4.3	762.00	140	13.0	187	17.4	560	170.69	125	-	-
1680	-	OWF-R1682	4.3	790.00	140	13.0	187	17.4	560	170.69	125	-	-
1920	OWF-R1920	-	4.3	864.00	160	14.9	213	19.8	640	195.07	125	-	-
2280	OWF-R2280	-	4.3	1025.00	190	17.7	253	23.6	760	231.64	150	-	-
2640	OWF-R2640	-	4.3	1115.00	220	20.4	293	27.2	880	268.22	200	-	-
2900	OWF-R2900	-	4.3	1216.00	242	22.5	323	30.0	968	295.04	200	-	-
3000	OWF-R3000	-	4.3	1251.00	250	23.2	333	30.9	1000	304.80	200	-	-
3360	OWF-R3360	-	4.3	1369.00	280	26.0	374	34.7	1120	341.38	200	-	-

[1] Strapping included. The length of plastic strapping included is based on a square room with strapping every 24" (610 mm).
[2] Does not represent the surface of the room but rather the surface covered by the floor heating system, excluding fixtures and other spaces to consider.
15' (4.6 m) floor sensor and 10' (3 m) cold lead included.

Options

Product # Kit	Price	Description
OTM-CC	41.00	CableCheck - Electrical fault indicator
KIT-SP1	48.00	Repair kit
KIT-CBL-G25	18.00	25 ft. (7.6 m) plastic strapping
KIT-CBL-SN	29.00	15 ft. (4.6 m) floor sensor

OWC-M
OWC-R

Heating Cable for Concrete on Mat
Heating Cable for Concrete in Reel



OWC-M:
Installation under a
4" to 6" concrete slab



OWC-M:
Installation under a
1.5" to 4" concrete topping



OWC-R:
Installation on a
metallic structure
or wire mesh

Training available online **www.ouellet.com**

Features

Cold lead length
- 8′ 2″ (2.5 m) cold lead included.
- Optional 50′ (15 m) cold lead available upon request.

Control
- Two types of control method possible (see instruction manual for details):
  - Surface heating control with electronic thermostat in floor mode (F) and temperature sensor.
  - Ambient heating control with electronic thermostat in ambient mode with floor limit (A or AF) and temperature sensor.

Note: A ground fault circuit interrupter (GFCI) must be used with this heating device unless exempted by the applicable national and/or local electrical code for the area of installation.

Included materials
- 15' (4.6 m) temperature sensor.
- Measurements table label (to be placed in electrical panel).

Installation
- **Never cut or shorten the heating cable.**
- For indoor applications only, residential or commercial.
- Installs under a 4" to 6" (10 cm to 15 cm) concrete slab or under a 1.5″ to 4″ concrete topping (4 cm to 10 cm).

Note: It's highly recommended to insulate the concrete slab in order to avoid heat loss from below (see instruction manual for all installation details).

- Compatible with most floor coverings (check with the dealer or manufacturer).

Warranty
- 20-year warranty on the heating cable.

Application
- Basement, garage, bathroom, kitchen, family room, workshop, pool, shower, entrance way, hospital, hotel, factory, business, restaurant, sunroom, greenhouse, buildings used for housing animals.

OWC-M Features

Voltage
- 240/208V, 347V, 1-phase.

Construction
- Twin conductor heating cable attached to a plastic mat with negligible magnetic field.

Watt density
- 11W/sq. ft. (120W/sq. m), factory installed on mat at 6″ (15 cm) spacing.

Dimension
- 24″ (0.6 m) wide mat available in several lengths.

Included materials
- Plastic floor fasteners (WC-CLP).

Installation
- Installation with or without metallic structure for reinforced concrete.

OWC-R Features

Voltage
- 240/208V, 1-phase.

Construction
- Twin conductor heating cable with negligible magnetic field.

Watt density
- 11W/sq. ft. (120W/sq. m), recommended installation – 6″ (15 cm) spacing.

Included materials
- Nylon ties.

Installation
- Requires a metallic structure or wire mesh for reinforced concrete with spacing of 6" (15 cm) for the installation.

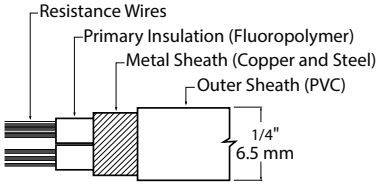

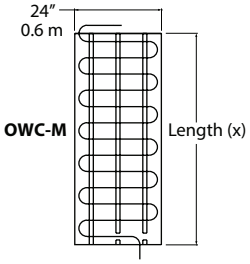

Models OWC-M

Watts	Product # 240/208V	Price	Product # 347V	Price	Covered Surface[1] sq. ft.	sq. m	Length (x) ft. in.	m	Weight lb	kg
150	OWC-M0150	267.00	-	-	14.0	1.3	6′5"	1.9	3.0	1.4
200	OWC-M0200	273.00	-	-	19.0	1.7	8' 4"	2.5	3.7	1.7
300	OWC-M0300	283.00	-	-	28.0	2.6	12′6"	3.8	4.0	1.8
400	OWC-M0400	297.00	-	-	38.0	3.5	16′8"	5.1	4.5	2.0
500	OWC-M0500	337.00	-	-	46.5	4.3	20′10"	6.4	5.0	2.3
600	OWC-M0600	355.00	-	-	56.0	5.2	25′	7.6	6.0	2.7
700	OWC-M0700	371.00	-	-	65.5	6.1	29′2"	8.9	7.0	3.1
850	OWC-M0850	397.00	-	-	80.0	7.4	35′5"	10.8	8.0	3.6
950	OWC-M0950	416.00	-	-	89.0	8.3	39′7"	12.1	9.0	4.0
1100	OWC-M1100	462.00	-	-	103.0	9.6	45′10"	14.0	10.0	4.5
1200	OWC-M1200	483.00	-	-	113.0	10.5	50'	15.2	11.0	5.0
1300	OWC-M1300	518.00	-	-	121.5	11.3	54′2"	16.5	12.0	5.4
1400	OWC-M1400	534.00	-	-	130.5	12.1	58' 4"	17.8	13.0	6.0
1500	OWC-M1500	543.00	-	-	140.5	13.1	62′6"	19.1	14.0	6.4
1600	OWC-M1600	561.00	-	-	149.5	13.9	66' 8"	20.3	15.0	6.8
1700	OWC-M1700	580.00	-	-	159.0	14.8	70′10"	21.6	16.0	7.2
1850	OWC-M1850	625.00	-	-	172.5	16.0	77' 1"	23.5	17.0	7.8
2000	OWC-M2000	645.00	OWC-M2007	722.00	187.5	17.4	83′4"	25.4	18.0	8.1
2200	OWC-M2200	677.00	-	-	206.0	19.1	91′6"	27.9	21.0	9.5
2400	OWC-M2400	713.00	OWC-M2407	797.00	225.0	20.9	100′	30.5	23.0	10.4
2550	OWC-M2550	731.00	-	-	239.0	22.2	106′6"	32.5	25.0	11.3
2700	OWC-M2700	754.00	OWC-M2707	868.00	253.0	23.5	112′6"	34.3	28.0	12.7
2850	OWC-M2850	793.00	-	-	267.0	24.8	119′	36.3	30.0	13.6
3000	OWC-M3000	833.00	OWC-M3007	916.00	281.0	26.1	125′	38.1	32.0	14.5
3200	OWC-M3200	872.00	-	-	300.0	27.9	133′6"	40.7	34.0	15.4
3400	OWC-M3400	912.00	OWC-M3407	1005.00	318.5	29.6	141′8"	43.2	36.0	16.3
3600	OWC-M3600	967.00	-	-	336.0	31.2	150'	45.7	38.0	17.2
3700	-	-	OWC-M3707	1046.00	346.5	32.2	154′2"	47.0	39.0	17.7
4000	-	-	OWC-M4007	1135.00	375.0	34.8	166′8"	50.8	42.0	19.0

[1] Does not represent the room surface but rather the area covered by the cable mat including 3" (7.5 cm) spacing between the mat strips but excluding fixed elements to be bypassed and any other required clearances.
208V = 75% of wattage at 240V.

Models OWC-R

Watts	Product # 240/208V	Price	Covered Surface[1] Spacing 6" (15 cm) sq. ft.	sq. m	Cable Length ft.	m	Weight lb	kg
300	OWC-R0300	283.00	28.0	2.6	56	17.07	4.0	1.8
500	OWC-R0500	337.00	46.5	4.3	93	28.35	5.0	2.3
700	OWC-R0700	371.00	62.5	5.8	125	38.10	7.0	3.1
950	OWC-R0950	416.00	88.0	8.2	176	53.64	9.0	4.0
1300	OWC-R1300	518.00	125.0	11.6	250	76.20	12.0	5.4
1700	OWC-R1700	580.00	156.0	14.5	312	95.10	16.0	7.2
2000	OWC-R2000	645.00	187.0	17.4	374	114.00	18.0	8.1
2400	OWC-R2400	713.00	218.5	20.3	437	133.20	23.0	10.4
3000	OWC-R3000	833.00	279.5	26.0	559	170.38	32.0	14.5
3400	OWC-R3400	912.00	312.5	29.03	625	190.50	36.0	16.3
3700	OWC-R3700[2]	967.00	341.0	31.7	682	207.87	39.0	17.7
4000	OWC-R4000[2]	1062.00	372.5	34.6	745	227.08	42.0	19.0

[1] Does not represent the room surface but rather the area covered by the cable while leaving a 6" (15 cm) spacing between cables and excluding fixed elements to be bypassed and any other clearance required.
[2] Not compatible with a floor heating thermostat rated for 15A and less. Requires relay with low voltage thermostat.
208V = 75% of wattage at 240V.

OWC-M and OWC-R Options

Product # Kit	Product # Factory installed*	Price	Description
OTM-CC[1]	-	41.00	CableCheck – Electrical indicator
KIT-WC-CLP	-	19.00	Bag of 50 plastic floor fasteners for heating cable on mat
KIT-SP2	-	46.00	Repair kit
-	50[2]	201.00	Optional 50′ (15 m) cold lead

GFCI control panel with contactors and 24V control transformer

Product # Kit	H x W x D (in.)	Price	Description
WC-2CIR-208	16x14x8	5150.00	2 circuits 208V 30A
WC-4CIR-208	20x16x8	6206.00	4 circuits 208V 30A
WC-6CIR-208	20x16x8	6978.00	6 circuits 208V 30A
WC-8CIR-208	24x24x8	7725.00	8 circuits 208V 30A
WC-10CIR-208	24x24x8	8652.00	10 circuits 208V 30A
WC-12CIR-208	24x24x8	9219.00	12 circuits 208V 30A
WC-2CIR-240	16x14x8	5150.00	2 circuits 240V 30A
WC-4CIR-240	20x16x8	6206.00	4 circuits 240V 30A
WC-6CIR-240	24x20x8	6978.00	6 circuits 240V 30A
WC-8CIR-240	24x20x8	7725.00	8 circuits 240V 30A
WC-10CIR-240	24x24x8	8652.00	10 circuits 240V 30A
WC-12CIR-240	24x24x8	9219.00	12 circuits 240V 30A

Product # Kit	H x W x D (in.)	Price	Description
WC-3CIR-347-347	16x14x8	5665.00	3 circuits 347V 24A
WC-6CIR-347-347	20x16x8	6695.00	6 circuits 347V 24A
WC-9CIR-600-347	30x24x8	9013.00	9 circuits 600V 24A
WC-12CIR-600-347	30x24x8	10352.00	12 circuits 600V 24A

** For factory installed options, add the option number to the product number. See the **Product Code** section inside the front cover.*
[1] With any OWC order, the accessory OTM-CC can be added free of charge upon customer request.
[2] Made to order only. Allow additional 9 to 12 weeks lead time.

OWS-T Heating Cable for Snow Melting on Mat

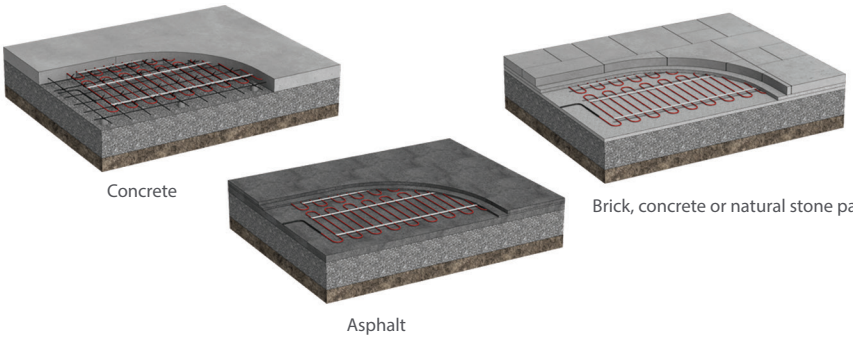

Features

Voltage
- 208V, 240V and 600V, 1-phase.

Construction
- Series heating cable set, twin conductor type.
- Heating cable held as a mat at regular 3" (76 mm) spacing with flexible strips.
- Fluoropolymer/XLPE resistance wire insulation 0.019" (0.5 mm) thick.
- Copper shielding (0.823 sq. mm), serves as ground.
- Polyolefin (EPR) outer sheath insulation 0.08" (2 mm) thick.

Watt density
- 50W/sq. ft. (538W/sq. m) at 208V, 240V and 600V, 3" (76 mm) spacing.

Dimension
- 24" (610 mm) and 36" (914 mm) wide mats offered in several lengths.

Cold lead
- 50' (15 m) long.
- Optional 100' (30 m) cold lead available upon request.
- 12 AWG or 14 AWG (according to maximum allowable load).
- PVC outer sheath insulation 0.03" (0.76 mm) thick.
- 3/8" (9.5 mm) outer diameter.

Included materials
- Measurements table label (to be placed in electrical panel).

Installation
- **Never cut or shorten the heating cable.**
- For outdoor applications only.
- The heating cable must be completely embedded in concrete, asphalt or stone dust under paving.
- Minimum installation temperature -5 °C (23 °F).
- Maximum long-term exposure temperature 105 °C (221 °F).
- Maximum exposure temperature for 10 minutes 220 °C (428 °F).

Warranty
- 10-year warranty on the heating cable.

Application
- Residential driveway, sidewalk, access ramp, underground parking ramp, boarding platforms for animals.

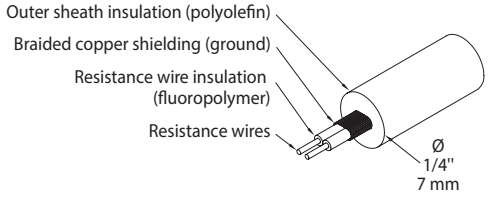

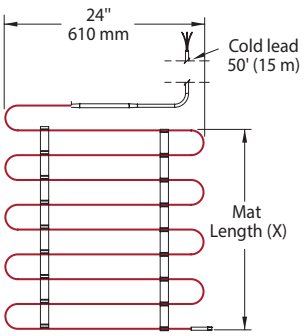

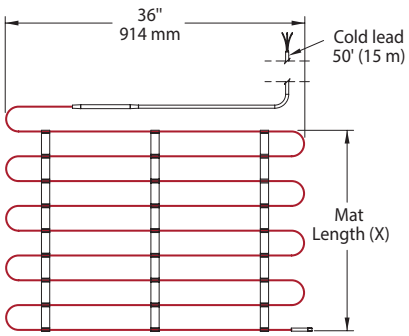

OWS-T

OWS-T 24 in. (610 mm) Wide Models

Watts	Product # 208V	Amp.	240V	Amp.	600V	Amp.	Price	Covered surface[1] sq. ft.	sq. m	Mat length (X) ft.	m	Cable length[2] ft.	m	Weight lb	kg
500	OWS-T0508-24	2.40	OWS-T0500-24	2.08	-	-	231.00	11.0	1.0	5	1.5	43	13.1	3.0	1.4
1000	OWS-T1008-24	4.81	OWS-T1000-24	4.17	-	-	390.00	22.0	2.0	10	3.0	86	26.2	5.0	2.3
1500	OWS-T1508-24	7.21	OWS-T1500-24	6.25	OWS-T1506-24	2.50	540.00	32.5	3.0	15	4.6	128	39.0	7.0	3.2
2000	OWS-T2008-24	9.62	OWS-T2000-24	8.33	-	-	692.00	43.5	4.0	20	6.1	171	52.1	10.0	4.5
2500	OWS-T2508-24	12.02	OWS-T2500-24	10.42	-	-	846.00	54.0	5.0	25	7.6	214	65.2	12.5	5.7
3000	OWS-T3008-24	14.42	OWS-T3000-24	12.50	-	-	1001.00	65.0	6.0	30	9.1	257	78.4	15.0	6.8
4000	OWS-T4008-24	19.23	OWS-T4000-24	16.67	OWS-T4006-24	6.67	1307.00	86.5	8.1	40	12.2	342	104.3	20.0	9.1
5000	OWS-T5008-24	24.04	OWS-T5000-24	20.83	OWS-T5006-24	8.33	1619.00	108.5	10.1	50	15.2	428	130.5	25.0	11.4
6000	-		OWS-T6000-24	25.00	OWS-T6006-24	10.00	1924.00	130.0	12.1	60	18.3	513	156.4	30.0	13.6

OWS-T 36 in. (914 mm) Wide Models

Watts	Product # 208V	Amp.	240V	Amp.	600V	Amp.	Price	Covered surface[1] sq. ft.	sq. m	Mat length (X) ft.	m	Cable length[2] ft.	m	Weight lb	kg
450	OWS-T0458-36	2.16	OWS-T0450-36	1.88	-	-	211.00	9.5	0.9	3	0.9	38	11.6	2.5	1.1
750	OWS-T0758-36	3.61	OWS-T0750-36	3.13	-	-	305.00	16.0	1.5	5	1.5	63	19.2	3.5	1.6
1050	OWS-T1058-36	5.05	OWS-T1050-36	4.38	-	-	390.00	22.0	2.0	7	2.1	88	26.8	5.0	2.3
1500	OWS-T1508-36	7.21	OWS-T1500-36	6.25	-	-	524.00	31.5	2.9	10	3.0	126	38.4	8.0	3.6
2250	-	-	-	-	OWS-T2256-36	3.75	752.00	47.5	4.4	15	4.6	188	57.3	11.5	5.0
3000	OWS-T3008-36	14.42	OWS-T3000-36	12.50	OWS-T3006-36	5.00	981.00	63.5	5.9	20	6.1	251	76.5	15.0	6.8
4500	OWS-T4508-36	21.63	OWS-T4500-36	18.75	OWS-T4506-36	7.50	1426.00	95.0	8.8	30	9.1	377	114.9	22.5	10.2
6000	-	-	OWS-T6000-36	25.00	OWS-T6006-36	10.00	1876.00	126.5	11.8	40	12.2	502	153.0	30.0	13.6

Installation Options

Product # Kit	Product # Factory installed*	Price	Description
OTM-CC[3]	-	41.00	CableCheck – Electrical fault indicator
OW-G82-G	-	55.00	82 ft. galvanized steel strapping
KIT-SP2	-	46.00	Repair kit
KIT-SP4	-	325.00	Extreme case repair kit
-	100[4]	242.00	Optional 100' (30 m) cold lead
OWS-CAUT	-	61.00	Caution plate

** For factory installed options, add the option number to the product number. See the **Product Code** section inside the front cover.*
[1] Represents the area covered by the mat including 3" (76 mm) spacing between the mat strips but excluding fixed elements to be bypassed and any other required clearances.
[2] Represents the total length of the heating cable if it is detached from the flexible strips.
[3] With any OWS-T order, the accessory OTM-CC can be added free of charge upon customer request.
[4] Made to order only. Allow additional 9 to 12 weeks lead time.

Controller and Sensor Options

Product # Kit	Price	Description
DS-2C[1]	889.00	Aerial mounted controller with sensor to detect humidity and temperature, 30A: 100V to 277V, 20A: 28VDC
ETF-744-99	206.00	24V outdoor sensor for measuring temperature
ETO2[1]	825.00	Dual-zone electronic controller, 1-zone: 3 x 16A, 2-zone: 2 x 16A, 120V to 240V
ETO2-BOX	634.00	Mounting box for dual-zone electronic controller ETO2
ETOG	492.00	Ground sensor to detect humidity and temperature with 33 ft. (10 m) side entry cable
ETOG-56	604.00	Ground sensor to detect humidity and temperature with 80 ft. (25 m) bottom entry cable
ETOK-1	124.00	Mounting tube for ground sensor ETOG-56
ETOR-55	401.00	Gutter sensor to detect humidity with 33 ft. (10 m) cable

GFCI control panel with contactors built-in ETO2 and 120+24V control transformers

Product # Kit	H x W x D (in.)	Price	Description
WS-4CIR-208	20x16x8	8343.00	4 circuits 208V 30A
WS-6CIR-208	24x20x8	9167.00	6 circuits 208V 30A
WS-8CIR-208	24x24x8	10146.00	8 circuits 208V 30A
WS-12CIR-208	30x24x8	10892.00	12 circuits 208V 30A
WS-4CIR-240	20x16x8	8343.00	4 circuits 240V 30A
WS-6CIR-240	24x20x8	9167.00	6 circuits 240V 30A
WS-8CIR-240	24x24x8	10146.00	8 circuits 240V 30A
WS-12CIR-240	30x24x8	10892.00	12 circuits 240V 30A

Product # Kit	H x W x D (in.)	Price	Description
WS-3CIR-600-600	24x24x8	8910.00	3 circuits 600V 24A
WS-6CIR-600-600	30x24x8	9528.00	6 circuits 600V 24A
WS-9CIR-600-600	30x24x8	11073.00	9 circuits 600V 24A
WS-12CIR-600-600	30x30x8	12412.00	12 circuits 600V 24A
WS-15CIR-600-600	36x30x10	13364.00	15 circuits 600V 24A

[1] Requires a ground fault circuit interrupter (GFCI) in the electrical panel.

ORF-P 120V Preassembled Constant Wattage Heating Cable for Pipes

Features

Nominal voltage
- 120V.

Linear density
- 7 Watts per foot.

Cold lead length
- 30 in. (0.76 m).

Outer jacket
- PVC.

Bus wire
- Nickel plated copper.

Minimum bend radius
- 5/16 in. (8 mm).

Included hardware
- Built-in bi-metal thermostat energizes the cable when temperature falls below 4 °C (40 °F).
- Grounded 3-pronged plug with indicator light to show when the cable is on.

Installation
- **Never cut or shorten the heating cable.**
- Not for residential use in the United States.
- Installation under the insulation of the pipe
- For indoor and outdoor applications.
- Minimum installation temperature: 0 °C (34 °F).

Warranty
- 1-year basic warranty on the heating cable.

Application
- Metallic and non-metallic pipes.
- Helps to prevent damage caused by frozen pipes.

Models

Product #[1]	Price	Length ft.	Length m	Watts
ORF-P003	32.00	3	0.9	21
ORF-P006	34.00	6	1.8	42
ORF-P009	41.00	9	2.7	63
ORF-P012	42.00	12	3.7	84
ORF-P015	43.00	15	4.6	105
ORF-P018	47.00	18	5.5	126
ORF-P024	60.00	24	7.3	168
ORF-P030	64.00	30	9.0	210
ORF-P040	88.00	40	12.2	280
ORF-P060	111.00	60	18.3	420
ORF-P080	134.00	80	24.4	560

[1] *Must be plugged into a 120V outlet fitted with ground fault protection device (GFCI).*

Options

Product # Kit	Price	Description
ELB-02B	61.00	Self-adhesive glass fiber tape, max. temp. = 90 °C (194 °F), 50 m (165 ft.)
ELB-06C	46.00	Self-adhesive aluminum tape, max. temp. = 80 °C (176 °F), 50 m (165 ft.)

ORF-R 120V Preassembled Constant Wattage Heating Cable for Roof and Gutter De-icing

Features

Nominal voltage
- 120V.

Linear density
- 5 Watts per foot.

Cold lead length
- 30 in. (0.76 m).

Outer jacket
- PVC.

Bus wire
- Nickel plated copper.

Minimum bend radius
- 1/2 in. (12 mm).

Included hardware
- Roof clips for cable and spacers.
- Grounded 3-pronged plug with indicator light to show when the cable is on.

Installation
- **Never cut or shorten the heating cable.**
- For residential outdoor applications only.
- Minimum installation temperature: 0 °C (34 °F).

Warranty
- 1-year basic warranty on the heating cable.

Application
- Roof and gutter de-icing.

Models

Product #[1]	Price	Length ft.	Length m	Watts
ORF-R020	63.00	20	6.1	100
ORF-R030	74.00	30	9.1	150
ORF-R060	81.00	60	18.3	300
ORF-R080	100.00	80	24.4	400
ORF-R100	106.00	100	30.5	500
ORF-R120	124.00	120	36.6	600
ORF-R140	139.00	140	42.7	700
ORF-R160	151.00	160	48.8	800
ORF-R180	175.00	180	54.9	900
ORF-R200	182.00	200	61.0	1000
ORF-R240	195.00	240	73.2	1200

[1] *Must be plugged into a 120V outlet fitted with ground fault protection device (GFCI).*

Options

Product # Kit	Price	Description
KIT-RF-CLIP	9.00	Roof clips (25) and spacers (15) for constant wattage heating cables
RCR-U	138.00	Roof and gutter sentry for automatic de-icing control with humidity probe

OSR-PI 120V Preassembled Self-Regulating Heating Cable for Pipe Tracing for Freeze Protection and Roof and Gutter De-icing

Features

Nominal voltage
- 120V.

Cold lead length
- 36″ (0.9 m).

Outer jacket
- Thermoplastic.

Bus wire
- Nickel plated copper.

Maximum operating temperature (power on)
- 60 °C (140 °F).

Maximum continuous exposure temperature (power off)
- 80 °C (176 °F).

Cable section
- 14.1 mm X 5.6 mm.

Bending radius, minimum
- 25 mm (1 in.).

Included hardware
- Grounded 3-pronged plug with indicator light to show when the cable is on.

Minimum installation and start-up temperature
- -25 °C (-13 °F).

Standards
- CSA C22.2.130.03; -WS.
- CAN/CSA 60079-7:12, 60079-0-11.
- ANSI/IEEE 515, 515.

Certification
- CSA C US 2547790

Rating
- Wet rated, for outdoor use (WS).

Warranty
- 1-year basic warranty on the heating cable.

Application
- Freeze protection, roof and gutter, pipes.

Models

Product #[1]	Price	Length ft.	Length m	Nominal power output in air condition at 5 °C (40 °F)[2]
ECK-7AO-006	125.00	6	1.8	42
ECK-7AO-012	143.00	12	3.6	84
ECK-7AO-018	174.00	18	5.5	126
ECK-7AO-025	202.00	25	7.6	175
ECK-7AO-050	302.00	50	15.2	350
ECK-7AO-075	369.00	75	22.9	525
ECK-7AO-100	500.00	100	30.5	700

[1] *Must be plugged into a 120V outlet fitted with ground fault protection device (GFCI).*
[2] *Because of the cable's self-regulating properties, the power density can reach up to 11 Watts per foot when buried in snow or ice: "wet density". In this situation, use of a 15 Amp. circuit breaker is valid for all models.*

Linear power output in air condition according to operating temperature

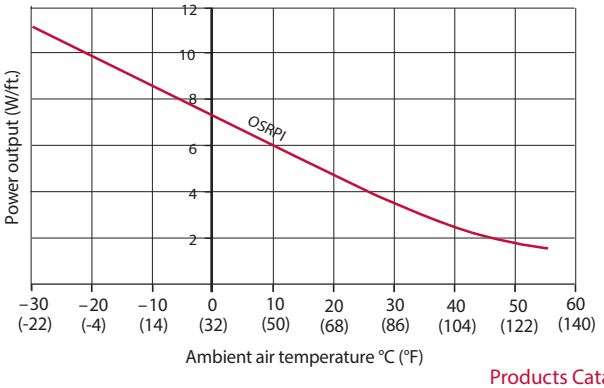

OSR-NA All Purpose Self-Regulating Heating Cable ELSR-NA



Features

Outer jacket
- Thermoplastic (AO, BO), Fluoropolymer (BOT).

Bus wire
- Nickel plated copper, 16 AWG.

Minimum start-up temperature
- -30 °C (-22 °F).

Maximum operating temperature (power on)
- 60 °C (140 °F).

Maximum continuous exposure temperature (power off)
- 80 °C (176 °F).

Nominal voltage
- 120V, 240/208V.

Bending radius, minimum
- 25 mm (1 in.).

Installation temperature, minimum
- AO, BO: -45 °C (-45 °F).
- BOT: -25 °C (-13 °F).

Classification
- II 2G Ex e IIC T6 Gb II 2D Ex tb IIIC.
- T 80 °C Db.
- Class I, Division 2, Groups A, B, C, D.
- Class II, Division 2, Groups E, F, G.
- Class III, T6.
- Class I, Zone 1, AEx / Exe II, T6.
- Class 1, Division 1, Groups B, C, D (Contact manufacturer).

Standards
- CSA C22.2.130.03; -WS.
- CAN/CSA 60079-7:12, 60079-0-11.
- ANSI/IEEE 515, 515.

Certification
- IECEx EPS 12.0006U.
- 12ATEX1431U.
- CSA C US 2547790.

Rating
- Wet rated, for outdoor use (WS).

Warranty
- 1-year basic warranty on the heating cable.

Application
- Freeze protection, heat tracing instrumentation, pipes, vessel and tanks, chemical and petrochemical industries, food processing, automotive, roof and gutter, sprinkler systems.

Models

Nominal Output W/ft.	Product #[1, 3] 120V	Outer jacket/Mechanical shield						Nominal Output W/ft.	Product #[1, 2, 3] 240V	Outer jacket/Mechanical shield						Cable dimension approx. (mm)
		AO	Price/ft.	BO	Price/ft.	BOT	Price/ft.			AO	Price/ft.	BO	Price/ft.	BOT	Price/ft.	
3	ELSR-NA-3-1-XX	✓	7.00	✓	8.50	✓	11.50	4	ELSR-NA-4-2-XX	-	-	-	-	✓	11.50	13.8 x 5.6
5	ELSR-NA-5-1-XX	✓	7.00	✓	8.50	✓	11.50	6	ELSR-NA-6-2-XX	✓	7.00	✓	8.50	✓	11.50	13.8 x 5.6
7	ELSR-NA-7-1-XX	✓	7.00	✓	8.50	✓	11.50	8	ELSR-NA-8-2-XX	✓	7.00	✓	8.50	✓	11.50	14.1 x 5.6
-	-	-	-	-	-	-	-	10	ELSR-NA-10-2-XX	✓	7.00	✓	8.50	✓	11.50	14.1 x 5.6

[1] ***XX*** *= Outer jacket/Mechanical shield.*
AO Aluminum foil and a thermoplastic outer jacket.
BO Protective braid and a thermoplastic outer jacket.
BOT Protective braid and a fluoropolymer outer jacket.
[2] *For operations at 208V, please consult Correction Factors/Multipliers at next page.*
[3] *When ordering, the quantity on the purchase order is equal to the length in feet of the cable required.*
E.g.: To order a 500 ft., cable, write 500 for quantity with product code.
Custom cutting service available for all lengths other than 500 ft. and 1000 ft. (minimum of 25 ft.).

Options

See OSR Options and Controls section

Heating circuit length for ELSR-NA models

120V				
Start-up temperature	CB capacity (A)	Maximum heating circuit (ft.) for ELSR-NA-3-1	ELSR-NA-5-1	ELSR-NA-7-1
10 °C (50 °F)	10	159	125	82
	15	238	187	123
	20	317	249	164
	25	397	312	205
	30	476	374	246
	35	555	436	287
	40	612	499	328
0 °C (32 °F)	10	143	112	75
	15	215	168	113
	20	287	224	151
	25	358	280	188
	30	430	336	226
	35	502	392	264
	40	573	448	301
-10 °C (14 °F)	10	130	102	69
	15	195	153	104
	20	260	204	139
	25	325	255	173
	30	390	306	208
	35	455	357	243
	40	520	408	277
-30 °C (-22 °F)	10	110	87	60
	15	165	130	90
	20	220	173	120
	25	275	217	150
	30	330	260	180
	35	385	303	210
	40	440	347	240

240V					
Start-up temperature	CB capacity (A)	Maximum heating circuit (ft.) for ELSR-NA-4-2	ELSR-NA-6-2	ELSR-NA-8-2	ELSR-NA-10-2
10 °C (50 °F)	10	273	170	127	66
	15	410	255	191	99
	20	547	340	255	132
	25	683	425	318	165
	30	820	510	382	198
	35	957	595	446	231
	40	1087	857	509	264
0 °C (32 °F)	10	245	154	117	61
	15	367	231	175	91
	20	489	308	233	121
	25	612	385	292	152
	30	734	462	350	182
	35	856	539	408	212
	40	979	616	467	243
-10 °C (14 °F)	10	222	141	108	57
	15	333	211	162	85
	20	444	281	216	113
	25	555	352	270	142
	30	666	422	324	170
	35	777	492	378	198
	40	888	563	432	227
-30 °C (-22 °F)	10	187	120	93	50
	15	280	180	140	75
	20	373	240	187	100
	25	467	300	233	125
	30	560	360	280	150
	35	653	420	327	175
	40	747	480	373	200

Maximum heating circuit ELSR-NA-XX on the following conditions:

- 120/240 Voltage
- Voltage drop max. 10%
- MCB type QO (100% utilization)
- Single cable fed 1 end

ELSR-NA-XX-1-XX output

(on insulated metallic pipes)

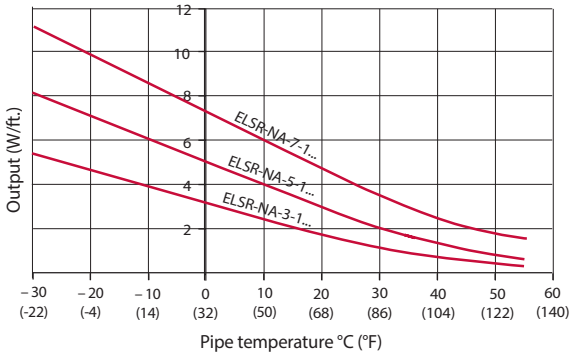

ELSR-NA-XX-2-XX output

(on insulated metallic pipes)

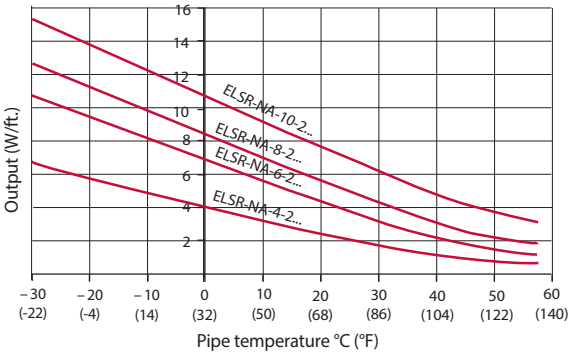

Eltherm® Correction Factors/Multipliers for Operation of Heating Cables in 208V

To calculate the corrected power output for operation in 208V, multiply the published output at 240V (in W/ft.) by the nominal output factor provided for the applicable heating cable type.

To calculate maximum heating circuit lengths for operation in 208V (tables provided in product data sheets), multiply the published max. heating circuit length at 240V provided for the applicable heating cable type.

Heating Cable Correction Factors/ Multipliers	Nominal Output 208V vs. 240V	Heating Circuit Length 208V vs. 240V
ELSR-NA-XX-2	0.88	0.93

Cable heat output depending on the environment

In Snow and Ice (120V cable)
- 11W/ft. @ 50 °F (36W/m @ 10 °C)

In Dry Air
- 7W/ft. @ 50 °F (23W/m @ 10 °C)

In Snow and Ice (240/208V cable)
- 13W/ft. @ 50 °F (42W/m @ 10 °C)

In Dry Air
- 8W/ft. @ 50 °F (26W/m @ 10 °C)

OSR-MA Micro Self-Regulating Heating Cable ELSR-MA

ELSR-MA-BF

Features

Outer jacket
- Thermoplastic (AO, BO), Fluoropolymer (BF).

Bus wire
- Nickel plated copper, 18 AWG.

Minimum start-up temperature
- -30 °C (-22 °F).

Maximum operating temperature (power on)
- 60 °C (140 °F).

Maximum continuous exposure temperature (power off)
- 60 °C (140 °F).

Nominal voltage
- 120V, 240/208V.

Bending radius, minimum
- 25 mm (1 in.).

Installation temperature, minimum
- AO, BO: -45 °C (-49 °F).
- BF: -25 °C (-13 °F).

Standards
- IEEE 515, CSA 22.2 130.03.

Certification
- FM CUS 3050047.

Rating
- Wet rated, for outdoor use (WS) (AO, BO).
- PS (2000 kPa/290 psi) (BF).

Warranty
- 1-year basic warranty on the heating cable.

Application
- Heat tracing of metallic and non-metallic pipes, pumps, vessels and valves, food processing industry, automotive, refrigeration, sprinkler systems, sewage pipes, intake drain pipes, potable water line (BF).

Models

Nominal Output W/ft.	Product # 120V[1, 3]	Product # 240V[1, 2, 3]	Outer jacket/Mechanical shield AO	Price/ft.	BO	Price/ft.	BF	Price/ft.	Cable dimension approx. (mm)
3	ELSR-MA-3-1-XX	ELSR-MA-3-2-XX	✓	5.75	✓	6.50	✓	10.00	7.7 x 6.4
5	ELSR-MA-5-1-XX	ELSR-MA-5-2-XX	✓	5.75	✓	6.50	-	-	8.1 x 5.8

[1] ***XX*** *= Outer jacket/Mechanical shield.*
AO Aluminum foil and a thermoplastic outer jacket.
BO Protective braid and a thermoplastic outer jacket.
BF Protective braid, suitable for use in potable water (certified according to NSF/ANSI 61).
[2] *For operations at 208V, please consult Correction Factors/Multipliers at next page.*
[3] *When ordering, the quantity on the purchase order is equal to the length in feet of the cable required.*
E.g.: To order a 500 ft., cable, write 500 for quantity with product code.
Custom cutting service available for all lengths other than 500 ft. and 1000 ft. (minimum of 25 ft.).

Options

See OSR Options and Controls section

Heating circuit length for ELSR-MA models

120V			
Start-up temperature	CB capacity (A)	Maximum heating circuit (ft.) for ELSR-MA-3-1-XX	Maximum heating circuit (ft.) for ELSR-MA-5-1-XX
10 °C (50 °F)	10	208	132
	15	233	190
	20	233	190
	25	233	190
0 °C (32 °F)	10	170	110
	15	213	174
	20	213	174
	25	213	174
-10 °C (14 °F)	10	146	94
	15	197	150
	20	197	161
	25	197	161
-30 °C (-22 °F)	10	113	73
	15	172	117
	20	172	141
	25	172	141

240V			
Start-up temperature	CB capacity (A)	Maximum heating circuit (ft.) for ELSR-MA-3-2-XX	Maximum heating circuit (ft.) for ELSR-MA-5-2-XX
10 °C (50 °F)	10	415	320
	15	415	346
	20	415	346
	25	415	346
0 °C (32 °F)	10	379	273
	15	379	320
	20	379	320
	25	379	320
-10 °C (14 °F)	10	325	239
	15	349	299
	20	349	299
	25	349	299
-30 °C (-22 °F)	10	255	190
	15	307	266
	20	307	266
	25	307	266

ELSR-MA-XX-1-XX output

(on insulated metallic pipes, in accordance with IEEE 515/CSA 22.2 130-03)

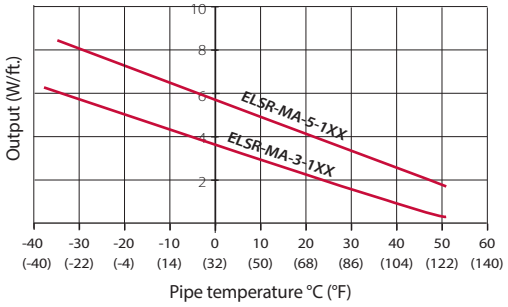

ELSR-MA-XX-2-XX output

(on insulated metallic pipes, in accordance with IEEE 515/CSA 22.2 130-03)

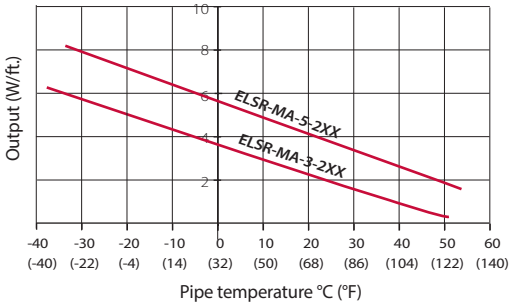

Heating circuit length for ELSR-MA-BF models

120V		
Start-up temperature	CB capacity (A)	Maximum heating circuit (ft.) for ELSR-MA-3-1-BF
10 °C (50 °F)	10	139
	15	167
	20	167
	25	167
0 °C (32 °F)	10	112
	15	153
	20	153
	25	153

240V		
Start-up temperature	CB capacity (A)	Maximum heating circuit (ft.) for ELSR-MA-3-2-BF
10 °C (50 °F)	10	241
	15	302
	20	302
	25	302
0 °C (32 °F)	10	202
	15	282
	20	282
	25	282

ELSR-MA-3-XX-BF

(in a filled water pipeline)

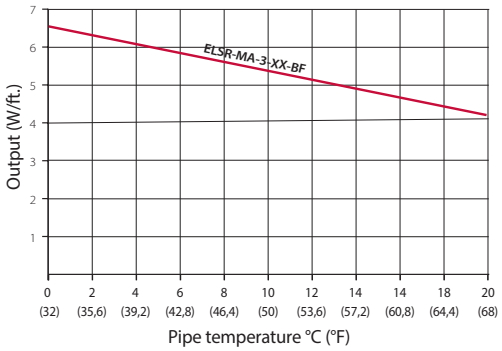

Maximum heating circuit ELSR-MA-XX on the following conditions:

- 120/240 Voltage
- Voltage drop max. 10%
- MCB type QO (100% utilization)
- Single cable fed 1 end

Eltherm® Correction Factors/Multipliers for Operation of Heating Cables in 208V

To calculate the corrected power output for operation in 208V, multiply the published output at 240V (in W/ft.) by the nominal output factor provided for the applicable heating cable type.

To calculate maximum heating circuit lengths for operation in 208V (tables provided in product data sheets), multiply the published max. heating circuit length at 240V provided for the applicable heating cable type.

Heating Cable Correction Factors/ Multipliers	Nominal Output 208V vs. 240V	Heating Circuit Length 208V vs. 240V
ELSR-MA-XX-2	0.82	1.00

OSR-WA Medium Temperature Self-Regulating Heating Cable ELSR-WA

Features

Outer jacket
- Thermoplastic (AO, BO).

Bus wire
- Nickel plated copper.

Minimum start-up temperature
- -30 °C (-22 °F).

Maximum operating temperature (power on)
- 80 °C (176 °F).

Maximum continuous exposure temperature (power off)
- 90 °C (194 °F).

Nominal voltage
- 120V, 240/208V.

Bending radius, minimum
- 20 mm (3/4 in.).

Installation temperature, minimum
- -45 °C (-49 °F).

Classification
- Class I, Zone 1, AEx / Ex e II, T5.
- Class I, Division 2, Groups A, B, C, D.
- Class II, Division 1, Groups E, F, G.
- Class III, Division 1.

Standards
- IEEE 515, CSA 22.2 130.03.

Certification
- FM CUS 3050047.

Rating
- Wet rated, for outdoor use (WS).

Warranty
- 1-year basic warranty on the heating cable.

Application
- Freeze protection of heated lines or pipes, food processing industry, drain lines in canteens and large scale kitchens, hot water supply installations.

Models

Application	Nominal Output W/ft.	Product # 120V[1, 3]	Product # 240V[1, 2, 3]	Outer jacket/Mechanical shield AO	Price/ft.	BO	Price/ft.	Cable dimension approx. (mm)
When used for water supply lines	3	ELSR-WA-55-1-XX	ELSR-WA-55-2-XX	✓	9.75	✓	11.00	13.8 x 5.6
When used for water supply lines	5	ELSR-WA-65-1-XX	ELSR-WA-65-2-XX	✓	9.75	✓	11.00	13.8 x 5.6
When used with fat/oil lines	7	ELSR-WA-65-1-XX	ELSR-WA-65-2-XX	✓	9.75	✓	11.00	13.8 x 5.6

[1] ***XX*** *= Outer jacket/Mechanical shield.*
AO Aluminum foil and a thermoplastic outer jacket.
BO Protective braid and a thermoplastic outer jacket.
[2] *For operations at 208V, please consult Correction Factors/Multipliers at next page.*
[3] *When ordering, the quantity on the purchase order is equal to the length in feet of the cable required.*
E.g.: To order a 500 ft., cable, write 500 for quantity with product code.
Custom cutting service available for all lengths other than 500 ft. and 1000 ft. (minimum of 25 ft.).

Options

See OSR Options and Controls section

Heating circuit length for ELSR-WA models

120V			
Start-up temperature	CB capacity (A)	Maximum heating circuit (ft.) for	
		ELSR-WA-55-1	ELSR-WA-65-1
10 °C (50 °F)	10	144	97
	15	219	145
	20	246	194
	25	246	198
	30	246	198
0 °C (32 °F)	10	131	87
	15	197	133
	20	233	176
	25	233	189
	30	233	189
-10 °C (14 °F)	10	118	81
	15	180	121
	20	221	160
	25	221	180
	30	221	180
-30 °C (-22 °F)	10	102	68
	15	153	103
	20	202	139
	25	203	167
	30	203	167

240V			
Start-up temperature	CB capacity (A)	Maximum heating circuit (ft.) for	
		ELSR-WA-55-2	ELSR-WA-65-2
10 °C (50 °F)	10	231	149
	15	348	226
	20	430	302
	25	430	348
	30	430	348
0 °C (32 °F)	10	207	136
	15	312	203
	20	405	272
	25	405	326
	30	405	326
-10 °C (14 °F)	10	187	123
	15	279	184
	20	372	247
	25	384	310
	30	384	312
-30 °C (-22 °F)	10	158	105
	15	237	160
	20	315	212
	25	353	263
	30	353	286

Maximum heating circuit ELSR-WA-XX on the following conditions:

- 120/240 Voltage
- Voltage drop max. 10%
- MCB type QO (100% utilization)
- Single cable fed 1 end

ELSR-WA-XX-1-XX output

(on insulated metallic pipes, in accordance with IEEE 515/CSA 22.2 130-03)

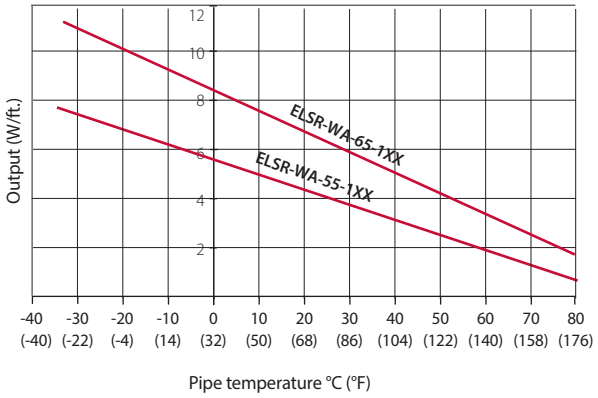

ELSR-WA-XX-2-XX output

(on insulated metallic pipes, in accordance with IEEE 515/CSA 22.2 130-03)

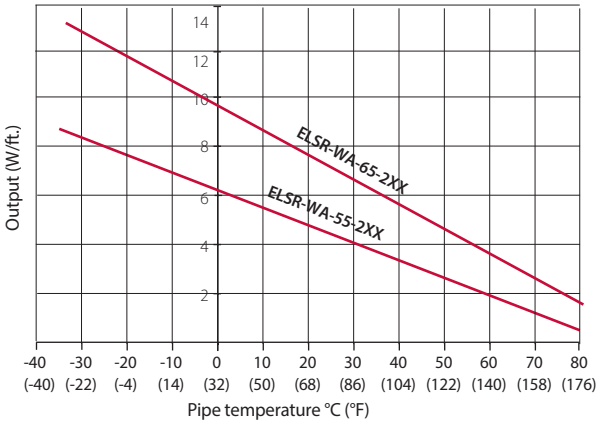

Eltherm® Correction Factors/Multipliers for Operation of Heating Cables in 208V

To calculate the corrected power output for operation in 208V, multiply the published output at 240V (in W/ft.) by the nominal output factor provided for the applicable heating cable type.

To calculate maximum heating circuit lengths for operation in 208V (tables provided in product data sheets), multiply the published max. heating circuit length at 240V provided for the applicable heating cable type.

Heating Cable Correction Factors/ Multipliers	Nominal Output 208V vs. 240V	Heating Circuit Length 208V vs. 240V
ELSR-WA-XX-2	0.80	1.00

OSR-HA High Temperature Self-Regulating Heating Cable ELSR-HA

eltherm® innovations in heat tracing

Features

Outer jacket
- Fluoropolymer (BOT).

Bus wire
- Nickel plated copper, 16 AWG.

Minimum start-up temperature
- -30 °C (-22 °F).

Maximum operating temperature (power on)
- 120 °C (248 °F).

Maximum continuous exposure temperature (power off)
- 150 °C (302 °F), continuous.
- 200 °C (392 °F), power off for 1000 hr cumulative.

Nominal voltage
- 120V, 240/208V.

Bending radius, min.
- 25 mm (1 in.).

Installation temperature, min.
- AO, BO : -45 °C (-49 °F).
- BOT : -25 °C (-13 °F).

Classification
- II 2G Ex e IIC T3 Gb II 2D Ex tb IIIC.
- T 80 °C Db.
- Class I, Division 2, Groups A, B, C, D.
- Class II, Division 2, Groups E, F, G.
- Class III, T6.
- Class I, Zone 1, AEx / Exe II, T6.
- Class 1, Division 1, Groups B, C, D (Contact manufacturer).

Standards
- CSA C22.2.130.03; -WS.
- CAN/CSA 60079-7:12, 60079-0-11.
- ANSI/IEEE 515, 515.

Certification
- IECEx EPS 12.0006U.
- 12ATEX1431U.
- CSA C US 2547790.

Rating
- Wet rated, for outdoor use (WS).

Warranty
- 1-year basic warranty on the heating cable.

Application
- Freeze protection, heat tracing instrumentation, pipes, vessel and tanks, chemical and petrochemical industries, food processing, automotive.

Models

Nominal Output W/ft.	Product # 120V[1, 3]	Product # 240V[1, 2, 3]	Outer jacket/Mechanical shield BOT	Price/ft.	Cable dimension approx. (mm)
3	ELSR-HA-3-1-BOT	ELSR-HA-3-2-BOT	✓	26.00	12.4 x 5.9
7	ELSR-HA-7-1-BOT	-	✓	26.00	12.4 x 5.9
10	ELSR-HA-10-1-BOT	ELSR-HA-10-2-BOT	✓	26.00	12.4 x 5.9
15	ELSR-HA-15-1-BOT	ELSR-HA-15-2-BOT	✓	26.00	12.4 x 5.9
20	ELSR-HA-20-1-BOT	ELSR-HA-20-2-BOT	✓	26.00	12.4 x 5.9

[1] BOT Protective braid and a fluoropolymer outer jacket.
[2] For operations at 208V, please consult Correction Factors/Multipliers at next page.
[3] When ordering, the quantity on the purchase order is equal to the length in feet of the cable required. E.g.: To order a 500 ft., cable, write 500 for quantity with product code.
Custom cutting service available for all lengths other than 500 ft. and 1000 ft. (minimum of 25 ft.).

Options

See OSR Options and Controls section

Heating circuit length for ELSR-HA models

120V						
Start-up temperature	CB capacity (A)	Maximum heating circuit (ft.) for				
		ELSR-HA-3-1	ELSR-HA-7-1	ELSR-HA-10-1	ELSR-HA-15-1	ELSR-HA-20-1
10 °C (50 °F)	10	261	137	113	72	53
	15	391	205	169	108	79
	20	521	273	225	145	105
	25	559	342	282	181	132
	30	559	411	338	217	158
	35	559	411	374	253	184
	40	559	411	374	279	200
0 °C (32 °F)	10	249	132	108	70	50
	15	374	198	162	104	75
	20	499	264	216	139	100
	25	559	330	270	174	125
	30	559	396	324	209	150
	35	559	411	374	244	175
	40	559	411	374	279	200
-10 °C (14 °F)	10	239	128	104	67	48
	15	358	192	156	101	72
	20	477	256	208	134	95
	25	559	320	260	168	119
	30	559	384	312	201	143
	35	559	411	364	235	167
	40	559	411	374	269	191
-30 °C (-22 °F)	10	220	120	97	63	43
	15	330	180	145	94	65
	20	440	240	193	125	87
	25	550	300	242	157	109
	30	559	360	290	188	130
	35	559	411	338	220	152
	40	559	411	374	251	174

240V					
Start-up temperature	CB capacity (A)	Maximum heating circuit (ft.) for			
		ELSR-HA-3-2	ELSR-HA-10-2	ELSR-HA-15-2	ELSR-HA-20-2
10 °C (50 °F)	10	649	181	115	97
	15	973	271	173	146
	20	1267	361	231	194
	25	1267	452	288	243
	30	1267	542	346	291
	35	1267	632	404	340
	40	1267	716	461	389
0 °C (32 °F)	10	610	171	110	92
	15	915	256	165	138
	20	1220	341	220	184
	25	1267	427	275	230
	30	1267	512	330	276
	35	1267	597	385	322
	40	1267	683	440	368
-10 °C (14 °F)	10	576	162	105	87
	15	864	243	158	131
	20	1152	324	211	175
	25	1267	405	263	219
	30	1267	486	316	262
	35	1267	567	369	306
	40	1267	648	421	350
-30 °C (-22 °F)	10	518	147	97	80
	15	777	220	145	119
	20	1036	293	193	159
	25	1267	367	242	199
	30	1267	440	290	239
	35	1267	513	338	278
	40	1267	587	387	318

Maximum heating circuit ELSR-HA-XX on the following conditions:

- 120/240 Voltage
- Voltage drop max. 10%
- MCB type QO (100% utilization)
- Single cable fed 1 end

ELSR-HA-XX-1-BOT output

(on insulated metallic pipes)

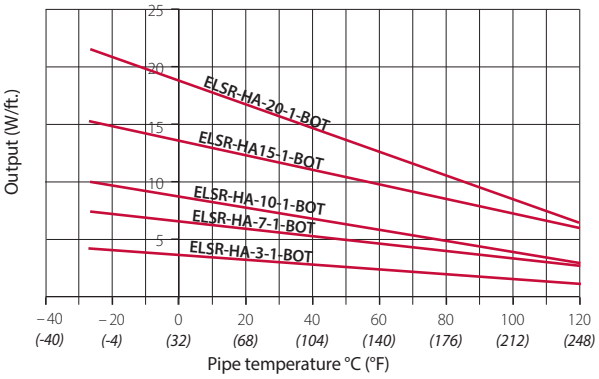

ELSR-HA-XX-2-BOT output

(on insulated metallic pipes)

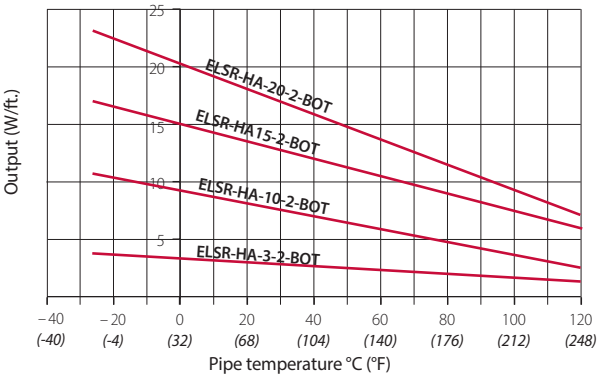

Eltherm® Correction Factors/Multipliers for Operation of Heating Cables in 208V

To calculate the corrected power output for operation in 208V, multiply the published output at 240V (in W/ft.) by the nominal output factor provided for the applicable heating cable type.

To calculate maximum heating circuit lengths for operation in 208V (tables provided in product data sheets), multiply the published max. heating circuit length at 240V provided for the applicable heating cable type.

Heating Cable Correction Factors/ Multipliers	Nominal Output 208V vs. 240V	Heating Circuit Length 208V vs. 240V
ELSR-HA-XX-2	0.74	1.00

OSR

Options

Product # Kit	Price	Description
OSR-NA Series		
ECA-JB1	355.00	Junction box for single connection c/w label and fastener
ECA-JB2	506.00	Junction box for double connection c/w label and fastener
EL-CLIC-P	260.00	Quick connector with supply lead, for 1 to 3 cables
EL-CLIC-S	247.00	Quick connector for direct connection or cold lead connection of 1 to 3 cables
EL-ECN-EX[1]	25.00	End termination for ELSR-NA and ELSR-WA
EL-SPN-16	37.00	Heat shrink splice-kit suitable for ELSR-NA and cold lead connections
ELAK-3-7	626.00	Junction box with mounting stand for non-hazardous (ordinary) and hazardous locations
ELVB-SRAN	46.00	Power connection without cable gland
ELVB-SRAN-12-PA	64.00	Power connection with plastique/PA12 cable gland/fitting, 1/2" NPT, non-hazardous location
ELVB-SRAN-34-PA	67.00	Power connection with plastique/PA12 cable gland/fitting, 3/4" NPT, non-hazardous location
ELVB-SRAN-34-ST	80.00	Power connection with steel/zinc cable gland/fitting, 3/4" NPT, non-hazardous location
ELVB-SREX-34-HT[1]	216.00	Power connection with nickel plated cable gland, 3/4" NPT, hazardous location
ELVB-SREX-M20-HT[1]	192.00	Power connection with nickel plated cable gland, M20, hazardous location
EX-IT-LAG	525.00	End of line termination device with green LED light and termination kit. NEMA 4X for non-hazardous locations.
EX-IT-LAR	525.00	End of line termination device with red LED light and termination kit. NEMA 4X for non-hazardous locations.
KIT-OSR-DRD-120V	1521.00	Roof drain de-icing kit with 50' of 120V 7w/ft. OSR-NA cable (ELSR-NA-7-1-BO)
KIT-OSR-DRD-240V	1521.00	Roof drain de-icing kit with 50' of 240V 8w/ft. OSR-NA cable (ELSR-NA-8-2-BO)
KIT-OSR-ELSR-NA	92.00	End and power termination kit with warning sticker NA Series
OSR-MA Series (AO and BO outer jacket)		
EL-ECM[1]	24.00	End termination for ELSR-MA
ELVB-SRAM	46.00	Power connection without cable gland
ELVB-SRAM-34-ST	80.00	Power connection with steel/zinc cable gland/fitting, 3/4" NPT, non-hazardous location
KIT-OSR-ELSR-MA	92.00	End and power termination kit with warning sticker MA Series
OSR-MA Series (BF outer jacket)		
EL-ECMF[2]	34.00	End termination for ELSR-MA-BF
ELVB-SRAM-34-ST	80.00	Power connection with steel/zinc cable gland/fitting, 3/4" NPT, non-hazardous location
KIT-OSR-ECA-MABF-PH-FIT	56.00	Brass gland cable fitting 3/4" NPT non-hazardous location for MA-BF cable
KIT-OSR-ELSR-MA-BF	104.00	End and power termination kit with warning sticker BF Series
KIT-OSR-MABF-PH-1-CTSOD[3]	107.00	Quick connect plumbing kit for 1" OD polyethylene CTS pipes for MA-BF cable
KIT-OSR-MABF-PH-114-CTSOD[3]	125.00	Quick connect plumbing kit for 1 1/4" OD polyethylene CTS pipes for MA-BF cable
KIT-OSR-MABF-PH-112-CTSOD[3]	163.00	Quick connect plumbing kit for 1 1/2" OD polyethylene CTS pipes for MA-BF cable
KIT-OSR-MABF-PH-34-ID[3]	96.00	Quick connect plumbing kit for 3/4" ID polyethylene pipes for MA-BF cable
KIT-OSR-MABF-PH-1-ID[3]	125.00	Quick connect plumbing kit for 1" ID polyethylene pipes for MA-BF cable
KIT-OSR-MABF-PH-114-ID[3]	141.00	Quick connect plumbing kit for 1 1/4" ID polyethylene pipes for MA-BF cable
KIT-OSR-MABF-PH-112-ID[3]	227.00	Quick connect plumbing kit for 1 1/2" ID polyethylene pipes for MA-BF cable
OSR-WA Series		
EL-CLIC-P	260.00	Quick connector with supply lead, for 1 to 3 cables
EL-CLIC-S	247.00	Quick connector for direct connection or cold lead connection of 1 to 3 cables
EL-ECN-EX[1]	25.00	End termination for ELSR-NA and ELSR-WA
ELVB-SRAW	55.00	Power connection without cable gland
ELVB-SRAW-34-ST	88.00	Power connection with steel/zinc cable gland, 3/4" NPT, non-hazardous location
KIT-OSR-ELSR-WA	95.00	End and power termination kit with warning sticker WA Series
OSR-HA Series		
ECA-JB1	355.00	Junction box for single connection c/w label and fastener
ECA-JB2	506.00	Junction box for double connection c/w label and fastener
EL-ECH-EX[1]	25.00	End termination for ELSR-HA
ELAK-3-7	626.00	Junction box with mounting stand for non-hazardous (ordinary) and hazardous locations
ELVB-SRAH	46.00	Power connection without cable gland
ELVB-SRAH-34-ST	80.00	Power connection with steel/zinc cable gland/fitting, 3/4" NPT, non-hazardous location
ELVB-SREX-34-HT[1]	216.00	Power connection with nickel plated cable gland, 3/4" NPT, hazardous location
ELVB-SREX-M20-HT[1]	192.00	Power connection with nickel plated cable gland, M20, hazardous location
EX-IT-LAG	525.00	End of line termination device with green LED light and termination kit. NEMA 4X for non-hazardous locations.
EX-IT-LAR	525.00	End of line termination device with red LED light and termination kit. NEMA 4X for non-hazardous locations.
KIT-OSR-ELSR-HA	92.00	End and power termination kit with warning sticker HA Series

EL-EC(x)

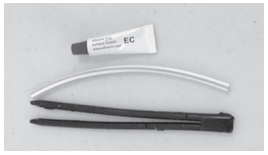
ELVB-SRA(x)


ELVB-SRA(x)-34-ST

KIT-OSR-ELSR-(xx)

KIT-OSR-MABF-PH-(xx)-CTSOD

KIT-OSR-MABF-PH-(xx)-ID


ECA-JB1

EX-IT-LA(x)

[1] *Minimum installation temperature -45 °C (-49 °F).*
[2] *Minimum installation temperature -13 °C (-25 °F).*
[3] *Identifying the type of pipe is key to ensuring a simple and effective connection, Ouellet Canada is not responsable for incorrect pipe selection. No returns will be accepted.*

OSR

Options

Product # Kit	Price	Description
All OSR Series		
Multiple applications		
KIT-OSR-EL-WS03	2.00	Warning label/sign bilingual (English / French)
Roof and gutter		
ELB-20	14.00	Stainless steel downspout 90° mounting plate with nylon ties
ELB-21	18.00	Stainless steel gutter mounting plate with nylon ties
ELB-RCLIP	44.00	Roof clips for cable, qty 25
Pipe tracing		
ELB-02B	61.00	Self-adhesive glass fiber tape, max. temp. = 90 °C (194 °F), 165 ft. (50 m)
ELB-06	57.00	Self-adhesive aluminum tape max. temp. 140 °C (284 °F) 165 ft. (50 m)
ELB-06C	46.00	Self-adhesive aluminum tape, max. temp. = 80 °C (176 °F), 165 ft. (50 m)

Controls

Product #	Price	Description
Controller options for roof and gutter for de-icing		
DS-2C[1]	889.00	Aerial mounted controller with sensor to detect humidity and temperature, 30A: 100V to 277V, 20A: 28VDC
DS-8C[1]	953.00	Aerial mounted controller with sensor to detect temperature and a sensor to detect humidity with 10 ft. (3 m) cable, 30A, 100V to 277V
DS-9C[1]	953.00	Aerial mounted controller with sensor to detect temperature and a sensor to detect humidity with 10 ft. (3 m) cable, 2 x 30A, 100V to 277V
EX-50	257.00	50 ft. (15 m) extension kit, with connection fittings for humidity sensor
CDP-2	291.00	Interior controller and display for DS products
ETO2[1]	825.00	Dual-zone electronic controller, 1-zone: 3 x 16A, 2-zone: 2 x 16A, 120V to 240V
ETF-744-99	206.00	24V outdoor sensor for measuring temperature
ETOR-55	401.00	Gutter sensor to detect humidity with 33 ft. (10 m) cable
Controller options for pipe tracing for use in non-hazardous (ordinary) locations		
ECA-E55-R25HT[1]	1620.00	SPDT, NEMA 4X thermostat in molded aluminum housing, 22A at 120/250/480V, with 10 ft. (3 m) stainless steel bulb and capillary
TPR-L1N-3X-Q10[1]	495.00	SPDT, NEMA 4X thermostat in polycarbonate housing, 22A at 120/250/480V, with 3 ft. (1 m) tinned copper bulb and capillary
TPR-L1N-10X-Q10[1]	645.00	SPDT, NEMA 4X thermostat in polycarbonate housing, 22A at 120/250/480V, with 10 ft. (3 m) tinned copper bulb and capillary
TRF115-005[1]	174.00	SPDT, NEMA 4X thermostat, range -17 °C to 49 °C (0 °F to 120 °F), 25A at 120/208/240/277V, with 5 ft. (1.5 m) stainless steel bulb and capillary
TRF115-007[1]	179.00	SPDT, NEMA 4X thermostat, range -35 °C to 38 °C (-30 °F to 100 °F), 25A at 120/208/240/277V, with 8 ft. (2.4 m) copper bulb and capillary
ELTC-14-RTD[1]	898.00	Digital temperature control 20A at 90-260V, including 3-wire RTD (Pt-100) sensing element is 5 x 50 mm with 5 m of fluoropolymer lead wires, range 0 °C to 250 °C (32 °F to 482 °F). Suitable for used with GFPE panels
GPT-130	1608.00	NEMA 4X IP66 electronic single point line sensing heat trace controller 100-277V, 30A c/w built-in 30 mA GFEP and 20 ft. (6 m) lead, 100k ohms at 25 °C(77 °F) thermistor. Range -40 °C to 110 °C (-40 °F to 230 °F)
S1-A	2964.00	NEMA 4X IP67 electronic single point line sensing heat trace controller 100-277V, 30A c/w built-in 30 mA GFEP and 20' (6 m) lead, 10k ohms thermistor, Wi-Fi, Ethernet, Modbus and BACnet[3] capabilities
S1-B	2054.00	NEMA 4X IP67 electronic single point line sensing heat trace controller 100-277V, 30A c/w built-in 30 mA GFEP and 20' (6 m) lead, 10k ohms thermistor, Wi-Fi, Ethernet
GATEWAY-PCKG	4524.00	24VDC BACnet gateway assembly with power supply NEMA 4X enclosure with 24VDC transformer for S1 Series
GATEWAY	3276.00	24VDC BACnet gateway stand alone for S1 Series
Controller options for pipe tracing for use in non-hazardous (ordinary) and hazardous locations		
E121-13273[1]	1664.00	Explosion -proof NEMA 4X 7, 9 and IP66 epoxy painted die cast aluminum line sensing thermostat temperature control 120-480V, 22A, SPDT c/w 10 ft. (3 m) stainless steel capillary,
TM-1SIH1-E5-RTD-A1	2395.00	TraceMate™ I GFCI electronic thermostat for single circuit at 120V, 30A
TM-1DIH2-E5-RTD-A1	2851.00	TraceMate™ I GFCI electronic thermostat for single circuit at 240/208V, 30A
TM-2SIH1-E5-RTD	4015.00	TraceMate™ II GFCI electronic thermostat for dual circuit at 120V, 2 x 30A
TM-2DIH2-E5-RTD	4809.00	TraceMate™ II GFCI electronic thermostat for dual circuit at 240/208V, 2 x 30A
MS-2101[2]	4672.00	MasterTrace Single circuit electronic GFCI controller with double pole, 85V to 300V, 30A, with user interface
MS-2102[2]	5617.00	MasterTrace Double circuit electronic GFCI controller with single pole, 120V or 277V, 2 x 30A, with user interface
RTD-7	406.00	RTD probe for MasterTrace controller
Control panel options		
SR-4CIR-240	5876.00	4 circuits 240V 30A circuit GFEP control panel with contactors and 240-120V control transformer (HxWxD: 20x16x8 in.)
SR-6CIR-240	6396.00	6 circuits 240V 30A circuit GFEP control panel with contactors and 240-120V control transformer (HxWxD: 20x16x8 in.)
SR-8CIR-240	6994.00	8 circuits 240V 30A circuit GFEP control panel with contactors and 240-120V control transformer (HxWxD: 24x20x8 in.)
SR-12CIR-240	8138.00	12 circuits 240V 30A circuit GFEP control panel with contactors and 240-120V control transformer (HxWxD: 24x24x8 in.)

[1] *Requires a ground fault circuit interrupter (GFCI) in the electrical panel.*
[2] *Requires a RTD probe for MasterTrace controller (RTD-7).*
[3] *BACnet IP or MS/TP available via preconfigured SMC gateway, sold separately.*

DS-2C

DS-8C

DS-9C

EX-50

CDP-2

ETO2

ETF-744-99

ETOR-55

ECA-E55-R25HT

TPR-L1N-3X-Q10

TRF115-005

TRF115-007

ELTC-14-RTD

GPT-130

S1

GATEWAY

E121-13273

TraceMate™

MasterTrace

ELK-MI Mineral Insulated (M.I.) Alloy 825 Cable Assembly

Features

Outer jacket
- Alloy 825.

Assembly components
- Alloy 825.

Bus wire
- Conductor type might vary depending on model (Nichrome, KP, Constantan, Alloy (30, 60, 90), Copper).

Cold lead length
- 6 ft. (1.8 m) cold lead includes 18 in. (45 cm) flexible cord.

Ambient temperature
- -60 °C to +60 °C (-76 °F to +140 °F).

Maximum operating temperature (power on)
- 700 °C (1292 °F).

Nominal voltage
- Up to 600V.

Bending radius, minimum
- Diameter x 6.

Installation temperature, minimum
- -60 °C (-76 °F).

Classification
- Class I, Division 2, Groups A, B, C, D.
- Class II, Division 1, Groups E, F, G.
- Class III, Division 1.
- Class I, Zone 1, AEx/Ex d e IIC T1…T6.

Standards
- CSA C22.2 130-16.
- UL 60079-30-1.

Certification
- FM 18 US0191X.
- FM 18 CA0089X.

Rating
- Moisture proof, may be immersed in fluids.

Warranty
- 1-year basic warranty on the heating cable.

Application
- Temperature maintenance, silos, vessels, tanks, pipelines, chemical and petrochemical industries, oil and gas industry, industrial processes, mobile processing facilities, vacuum processes, freeze prevention.

ELK-MI

Models

Double Conductor 300V						Double Conductor 600V						Single Conductor 600V					
Product #	Dia. in.	Ω/ft.	Dia. mm	Ω/m	Conductor Type	Product #	Dia. in.	Ω/ft.	Dia. mm	Ω/m	Conductor Type	Product #	Dia. in.	Ω/ft.	Dia. mm	Ω/m	Conductor Type
11E0L-2S	0.16	11	4.1	36.089	Nichrome R	**11E0H-2S**	0.22	11	5.6	36.089	Nichrome R	**30E1H-1S**	0.17	3	4.3	9.842	Nichrome R
90E1L-2S	0.16	9	4.1	29.527	Nichrome R	**90E1H-2S**	0.23	9	5.7	29.527	Nichrome R	**20E1H-1S**	0.17	2	4.3	6.562	Nichrome R
75E1L-2S	0.16	7.5	4.1	24.606	Nichrome R	**75E1H-2S**	0.24	7.5	6.0	24.606	Nichrome R	**19E1H-1S**	0.17	1.88	4.3	6.168	Nichrome R
60E1L-2S	0.16	6	4.1	19.685	Nichrome R	**60E1H-2S**	0.23	6	5.8	19.685	Nichrome R	**16E1H-1S**	0.17	1.6	4.3	5.249	Nichrome A
50E1L-2S	0.16	5	4.1	16.404	Nichrome R	**40E1H-2S**	0.24	4	6.1	13.123	Nichrome A	**13E1H-1S**	0.17	1.3	4.3	4.265	Nichrome A
40E1L-2S	0.16	4	4.1	13.123	Nichrome A	**30E1H-2S**	0.26	3	6.5	9.842	Nichrome A	**12E1H-1S**	0.17	1.22	4.3	4.003	Nichrome A
32E1L-2S	0.16	3.2	4.1	10.498	KP	**20E1H-2S**	0.26	2	6.5	6.562	Nichrome R	**10E1H-1S**	0.17	1	4.3	3.281	KP
27E1L-2S	0.16	2.7	4.1	8.858	KP	**14E1H-2S**	0.26	1.4	6.5	4.593	Constantan	**85E2H-1S**	0.17	0.85	4.3	2.789	KP
25E1L-2S	0.16	2.5	4.1	8.202	Constantan	**10E1H-2S**	0.26	1	6.5	3.281	KP	**70E2H-1S**	0.17	0.7	4.3	2.297	Constantan
20E1L-2S	0.16	2	4.1	6.562	Constantan	**70E2H-2S**	0.27	0.7	6.7	2.297	Constantan	**50E2H-1S**	0.17	0.5	4.3	1.640	Constantan
17E1L-2S	0.16	1.7	4.1	5.577	Constantan	**50E2H-2S**	0.28	0.5	7.1	1.640	Constantan	**38E2H-1S**	0.17	0.38	4.3	1.247	Constantan
14E1L-2S	0.16	1.4	4.1	4.593	Constantan	**30E2H-2S**	0.3	0.3	7.6	0.984	Constantan	**30E2H-1S**	0.17	0.3	4.3	0.984	Constantan
10E1L-2S	0.17	1	4.2	3.281	Constantan	**23E2H-2S**	0.28	0.23	6.9	0.755	Alloy 90	**25E2H-1S**	0.17	0.25	4.3	0.820	Constantan
70E2L-2S	0.18	0.7	4.3	2.297	Constantan	**20E2H-2S**	0.26	0.2	6.5	0.656	Alloy 90	**20E2H-1S**	0.18	0.2	4.4	0.656	Constantan
50E2L-2S	0.19	0.5	4.8	1.640	Alloy 60	**15E2H-2S**	0.27	0.15	6.7	0.492	Alloy 90	**17E2H-1S**	0.18	0.17	4.3	0.558	Constantan
30E2L-2S	0.17	0.3	4.3	0.984	Alloy 60	**10E2H-2S**	0.28	0.1	7.1	0.328	Alloy 60	**15E2H-1S**	0.17	0.15	4.3	0.492	Alloy 60
25E2L-2S	0.17	0.25	4.3	0.820	Alloy 60	**70E3H-2S**	0.3	0.07	7.5	0.230	Alloy 60	**12E2H-1S**	0.17	0.12	4.3	0.394	Alloy 60
20E2L-2S	0.17	0.2	4.3	0.656	Alloy 60	**50E3H-2S**	0.31	0.05	7.9	0.164	Alloy 60	**10E2H-1S**	0.17	0.1	4.3	0.328	Alloy 60
15E2L-2S	0.18	0.15	4.4	0.492	Alloy 60	**40E3H-2S**	0.33	0.04	8.3	0.131	Alloy 60	**80E3H-1S**	0.17	0.08	4.3	0.262	Alloy 60
10E2L-2S	0.19	0.1	4.8	0.328	Alloy 30	**30E3H-2S**	0.35	0.03	8.8	0.098	Alloy 60	**70E3H-1S**	0.17	0.07	4.3	0.230	Alloy 60
70E3L-2S	0.21	0.07	5.2	0.230	Alloy 30	**20E3H-2S**	0.27	0.02	6.9	0.066	Copper	**60E3H-1S**	0.17	0.06	4.3	0.197	Alloy 60
50E3L-2S	0.23	0.05	5.7	0.164	Alloy 30	**16E3H-2S**	0.28	0.016	7.1	0.052	Copper	**40E3H-1S**	0.18	0.04	4.4	0.131	Alloy 60
-	-	-	-	-	-	**13E3H-2S**	0.29	0.013	7.4	0.043	Copper	**30E3H-1S**	0.19	0.03	4.7	0.098	Alloy 60
-	-	-	-	-	-	**10E3H-2S**	0.3	0.01	7.6	0.033	Copper	**20E3H-1S**	0.2	0.02	5.1	0.066	Alloy 60
-	-	-	-	-	-	-	-	-	-	-	-	**10E3H-1S**	0.17	0.01	4.3	0.033	Copper
-	-	-	-	-	-	-	-	-	-	-	-	**65E4H-1S**	0.18	0.0065	4.3	0.021	Copper
-	-	-	-	-	-	-	-	-	-	-	-	**40E4H-1S**	0.19	0.0041	4.8	0.013	Copper

Made to order product, standard production lead time of 6 weeks, please contact factory for design and quote.

Cold Lead Sizes

Double Conductor					Single Conductor				
Size	Max. Current (A)		Gland Diameter (NPT)		Size	Max. Current (A)		Gland Diameter (NPT)	
AWG	CEC	NEC	CEC	NEC	AWG	CEC	NEC	CEC	NEC
14	15	25	1/2" (12.7 mm)	1/2" (12.7 mm)	14	20	30	1/2" (12.7 mm)	1/2" (12.7 mm)
12	20	30			12	25	40		
10	30	40			10	40	55		
8	50	55			8	70	75		

Configurations

Design B	Single conductor cold lead M.I. Heater with clean laser hot to cold on both ends.
Design D	Two conductor cold lead M.I. Heater with clean laser seal hot to cold on one end. Clean laser seal hot to hot at opposite ends.
Design E	Two conductor cold lead M.I. Heater with clean laser seal hot to cold on both ends.

Codification B/30E3H-1S/400/1200/120/6/14-1-H/L

- Design
- Product #
- Total heated lenght (ft.)
- Total output (Watts)
- Voltage
- Cold lead length (ft.)
- AWG
- Number of conductors
- H indicates 600V / L indicates 300V

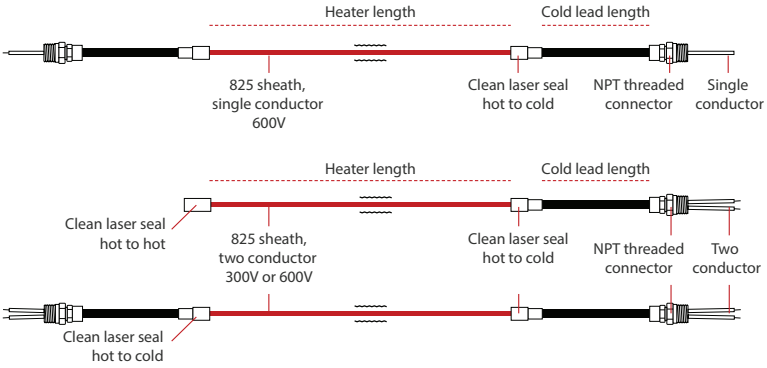

OCF Patio Infrared Heater

Intertek

IP65

Grounded 3-pronged outlet (120V model)

NEMA 5-15R

Features

Finish
- Black anodized aluminum.

Voltage
- 120V, 240/208V, 60 Hz, 1-phase.

Construction
- Weatherproof IP65 certified for outdoor use.
- 2 mm thickness aluminum extrusion casing.
- High quality aluminum optical reflector.
- High quality power cord:
  120V model: 7.5 ft. (2.25 m) with NEMA 5-15P plug.
  240/208V models: 6 ft. (1.8 m) hard wire.

Heating element
- Woven carbon filament infrared lamp inside a 15 mm Quartz tube.
- Element service life ± 5000h.

Wavelength
- Mid-wave (2 µm).

Control
- 1500W and 3000W models: On/Off integrated regulator and a remote control with 6 settings.
- 4000W and 6000W models: Two heating level, 50% and 100%. The heater can be wired to bypass the remote if requires.

Certification
- Comply with the standard UL2021:2015 Ed.4 and C22.2 No.46: 2013 Ed.9.

Installation
- Horizontal installation only.
- Residential: Exterior installation only.
- Commercial: Exterior and interior installation.
- Pivoting wall mounting brackets included (120V and 240/208V models).
- Mounting brackets for ceiling suspension included (240/208V models).
- Installation minimum clearances:
  - 1500W model: 6.7 ft. (2.0 m) from floor.
  - 300W, 4000W and 6000W models: 8 ft. (2.4 m) from floor.
  All models: 12 in. (30 cm) from ceiling, 18 in. (45 cm) between the end of the unit to the wall and 24 in. (61 cm) between the longer side of the unit to the wall.
- 120V model: Wall mounted only.
  Must be plugged into a grounded 3-pronged outlet, 15A, 120VAC.
- 240/208V models: Wall or ceiling mounted.
  Hard-wired into an electrical junction box (not included).

Warranty
- 1-year warranty against defects.
- 90-day warranty on the element (for industrial applications only).

Application
- Resdiential: Solarium, pool & spa, balcony, patio.
- Commercial: Workshop, garage, restaurant patio or bar, hotel entranceway, churches.

OCF

Models

Watts	Volts	Product #[1]	Price	Grounded 3-pronged outlet	Length L		Length H		Length D		Weight	
					in.	mm	in.	mm	in.	mm	lb	kg
1500	120	**CF15120B**	**495.00**	15A, 120VAC	27	685.8	6 1/2	165	6 5/16	161	10.0	4.5
3000/2250	240/208	**CF30240B[2]**	**636.00**	-	38	965.2	6 1/2	165	6 5/16	161	14.3	6.4
4000/3000	240/208	**CF40240B[2]**	**914.00**	-	42	1066.8	9	228.6	9	228.6	40.0	18.2
6000/4500	240/208	**CF60240B[2]**	**1001.00**	-	42	1066.8	9	228.6	9	228.6	40.0	18.2

[1] Mounting brackets included. Finish: "B" for black anodized aluminum.
[2] Indoor residential installation forbidden.

120V Model

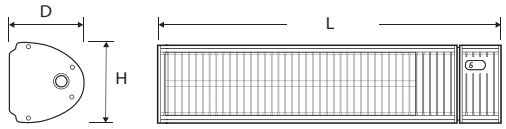

Side View **Front View**

240/208V Model

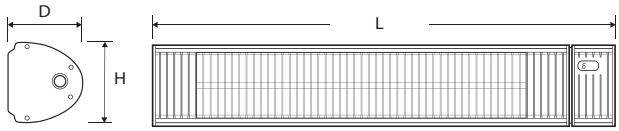

Side View **Front View**

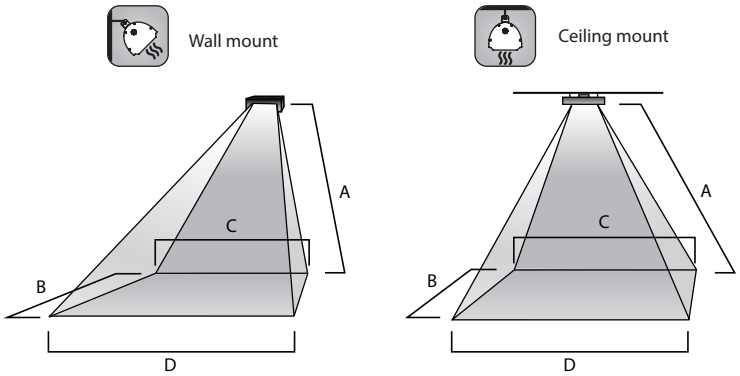

Heat coverage

Watts	A		B		C		D		Heat coverage	
	ft. in.	m	ft.	m	ft.	m	ft.	m	sq. ft.	sq. m
Wall mounted										
1500W	8'	2.44	8	2.44	8	2.44	9	2.74	72	6.7
3000W	8'	2.44	11	3.35	10	3.05	12	3.66	120	11.2
4000W	8' 2"	2.49	11	3.35	10	3.05	12	3.66	140	13.0
6000W	10'	3.05	12	3.66	10	3.05	12	3.66	150	13.9
Ceiling mounted										
3000W	8'	2.44	11	3.35	11	3.35	11	3.35	120	11.2
4000W	8'	2.44	11	3.35	12	3.66	12	3.66	140	13.0
6000W	8'	2.44	12	3.66	12	3.66	12	3.66	150	13.9

DECOR Architectural Ceramic Glass Patio Infrared Heater

IP65

AURA CONNECT

Bluetooth control using
the Aura Connect™ application.

Features

Color
- Standard: black.

Finish
- Standard: powder paint.

Voltage
- 240/208V, 60 Hz, 1-phase.

Construction
- Weatherproof IP65 certified for outdoor use.
- 2 mm thickness aluminum extrusion casing.
- High quality aluminum optical reflector.
- Power cord of 6 ft. (1.8 m) hard-wired.
- 304 stainless steel ceramic glass trim.

Heating element
- Woven carbon filament infrared lamp inside a 15 mm Quartz tube.
- Element service life ± 8000h.

Wavelength
- Mid-wave (2 µm).

Control
- On/Off integrated regulator and a remote control with 6 heat settings.
- The heater can be wired to bypass the remote control if required (Junction box not included).

Certification
- Comply with the standard UL2021:2015 Ed.4 and C22.2 No.46: 2013 Ed.9.

Installation
- Horizontal installation only.
- Pivoting wall mounting brackets included.
- Mounting brackets for ceiling suspension available as an option, must order separately (CFCEIL).
- Installation minimum clearances:
  - 8 ft. (2.4 m) from floor.
  - 8 in. (20.3 cm) from ceiling, 20 in. (50.8 cm) between the end of the unit to the wall and 20 in. (50.8 cm) between the longer side of the unit to the wall.
- Hard-wired into an electrical junction box (not included).

Warranty
- 1-year warranty against defects.
- 90-day warranty on the element (for industrial applications only).

Application
- Temporary back-up heating, workshop, garage, solarium, pool and spa, balcony, patio, bar, restaurant, hotel, church.

Model

Watts	Volts	Product #[1]	Price	Dimensions L		H		D		Weight	
				in.	mm	in.	mm	in.	mm	lb	kg
3000/2250	240/208	**ADGLASS-30240B**	**1098.00**	42.6	1082	6	152.4	5	127	17	7.7

Standard color is black.
[1] Wall mounting brackets included.

Option

Product # Kit	Price	Description
CFCEIL	44.00	Mounting brackets for ceiling suspension

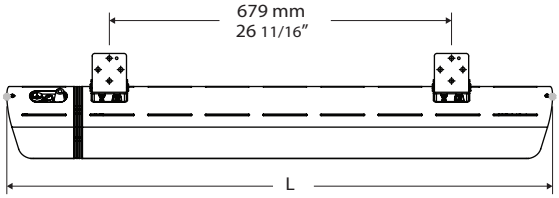

Front View

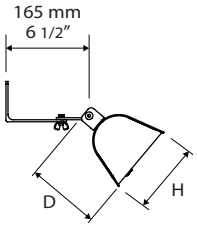

Side View

ORP Architectural Radiant Panel

Features

Color
- Standard: polar white PW.
- Optional (upcharge applicable): Black Therma Ray PB-0218-HT -SP.

Finish
- High-temperature polyester powder paint.

Voltage
- 120V, 208V, 240V, 277V, 347V.

Construction
- Reflective foil used to adhere to the panel heating elements.
- High-temperature mineral wool insulation, 4 PSF density, 2" (50.8 mm) thick.
- 22-gauge galvanized steel panel frame and front.
- Internal junction box with cover.
- Optional external junction box.
- Suspension clips in all four corners of the panel (suspension wires not included).
- Custom sizes available upon request.

Heating element
- Nickel-chrome alloy resistance wire, PTFE insulation evenly distributed over the panel.

Density
- 65 to 95W/sq. ft. at rated voltage.

Control
- Line voltage control circuit for thermostat, timer or switch (not included, must be compatible with the selected voltage and wattage of the heater).

Ouellet highly recommends using an electronic wall thermostat for greater comfort.

Certification
- CSA STD C22.2 No.46.

Installation
- Suspended from a ceiling or inserted into a T-Bar suspended ceiling.
- Variety of accessories available for surface installation with the SF frame on a gypsum ceiling or recessed with the PF frame.
- 2 in. (50.8 mm) minimum clearance above the panel.
- Minimum installation height from floor: 7 ft. (2.13 m).
- Relocation possible.

Warranty
- 1-year on the paint.
- 10-year on the heating element.

Application
- Commercial building, office building, hospital, school, daycare, private residence.

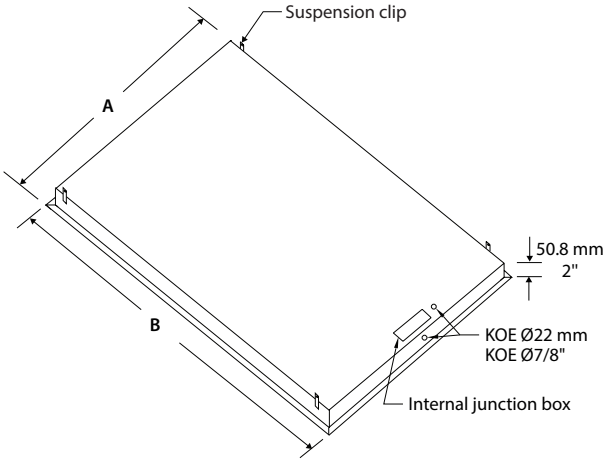

	AS2424		AS2448		AS1448		AS1460	
	mm	in.	mm	in.	mm	in.	mm	in.
A	603.25	23 3/4	603.25	23 3/4	349.25	13 3/4	349.25	13 3/4
B	603.25	23 3/4	1212.85	47 3/4	1212.85	47 3/4	1517.65	59 3/4

ORP

Models[1]

Watts	Product # 120V	208V	240V	347V	Price	Weight lb	kg
23-3/4" x 23-3/4" Panel							
250	AS2424-250-120PW	-	AS2424-250-240PW	AS2424-250-347PW	471.00	15	6.8
300	-	-	-	AS2424-300-347PW	484.00	15	6.8
310	-	AS2424-310-208PW	AS2424-310-240PW	-	484.00	15	6.8
335	AS2424-335-120PW	-	-	-	484.00	15	6.8
375	AS2424-375-120PW	AS2424-375-208PW	-	AS2424-375-347PW	484.00	15	6.8
23-3/4" x 47-3/4" Panel							
500	AS2448-500-120PW	-	AS2448-500-240PW	AS2448-500-347PW	685.00	30	13.6
535	-	AS2448-535-208PW	-	-	685.00	30	13.6
625	AS2448-625-120PW	AS2448-625-208PW	AS2448-625-240PW	-	693.00	30	13.6
650	-	-	-	AS2448-650-347PW	693.00	30	13.6
700	-	-	-	AS2448-700-347PW	693.00	30	13.6
725	-	-	AS2448-725-240PW	-	693.00	30	13.6
750	AS2448-750-120PW	AS2448-750-208PW	-	AS2448-750-347PW	693.00	30	13.6
13-3/4" x 47-3/4" Panel							
300	-	-	AS1448-300-240PW	-	471.00	18	8.2
350	AS1448-350-120PW	-	-	-	471.00	18	8.2
400	-	AS1448-400-208PW	-	AS1448-400-347PW	471.00	18	8.2
435	-	AS1448-435-208PW	AS1448-435-240PW	-	484.00	18	8.2
13-3/4" x 59-3/4" Panel							
350	AS1460-350-120PW	-	-	-	568.00	22	10
375	-	-	AS1460-375-240PW	-	568.00	22	10
450	-	AS1460-450-208PW	-	-	582.00	22	10
540	-	-	-	AS1460-540-347PW	582.00	22	10
550	-	-	AS1460-550-240PW	-	582.00	22	10

[1] Allow a maximum of approximately 6 weeks of production lead time.
Standard color is polar white PW.
To order the optional color Black Therma Ray PB-0218-HT, replace the PW at the end of the part number by -SP. Ex.: AS2448-750-120-SP.

Options

Product # Kit	Product # Factory installed*	Price	Description
-	FC48	128.00	48 in. (121.92 cm) flexible conduit
PF-1448PW	-	138.00	Frame for recessed installation on gypsum ceiling, 14 1/14" x 48 1/48"
PF-1460PW	-	142.00	Frame for recessed installation on gypsum ceiling, 14 1/14" x 60 1/48"
PF-22PW	-	109.00	Frame for recessed installation on gypsum ceiling, 24 1/14" x 24 1/48"
PF-24PW	-	117.00	Frame for recessed installation on gypsum ceiling, 24 1/14" x 48 1/48"
-	WT	Upon Request	Silicone seams, including a 36 in. (91.44 cm) Sealtite® conduit
SF-1448PW	-	139.00	Frame for surface installation on gypsum ceiling, 14" x 48"
SF-1460PW	-	145.00	Frame for surface installation on gypsum ceiling, 14" x 60"
SF-22PW	-	108.00	Frame for surface installation on gypsum ceiling, 24" x 24"
SF-24PW	-	117.00	Frame for surface installation on gypsum ceiling, 24" x 48"

** For factory installed options, add the option number to the product number. See the Product Code section inside the front cover.*
Variety of control panel available upon request.

OTS Trench insert floor convector

Features

Color
- Standard: semi-gloss black.
- Optional (upcharge applicable): white, almond, metallic silver, bronze, metallic charcoal, aluminum, sand.
- Custom colors available upon request.

Finish
- Standard: epoxy/polyester powder paint.

Voltage
- 120V, 208V, 240/208V, 277V, 347V, 480V, 600V, 1-phase.

Construction
- Sturdy construction of 20-gauge steel.
- Linear high-limit temperature control with automatic reset.
- Linear high-limit temperature control with manual reset.

Heating element
- Stainless steel tubular heating element with aluminum fins.
- Floating heating element on high-temperature nylon bushings reducing expansion noises.

Watt density
- Average standard watt density of 250W/ft.
- Average low density of 200W/ft., 167W/ft.

Control
- Mechanical or electronic relays available (installed on the right end only).

Ouellet highly recommends using an electronic wall thermostat for greater comfort.

Installation
- Must be installed inside a trench under a floor with a compatible top trench grille (not supplied), which must cover the entire length of the heater. Please refer to the table of Models of compatible top trench grilles.
- 2 fixing holes in the bottom of the heater.

Warranty
- 3-year warranty against defects.
- 10-year warranty on the heating element.

Application
- Bay window, lobby, commercial building, condos, restaurants.

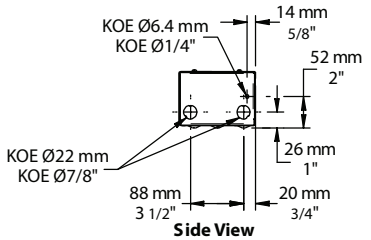

Side View

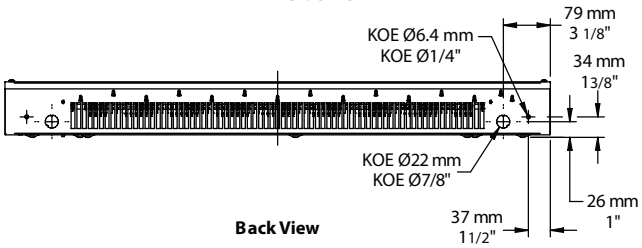

Back View

Top View

Front View

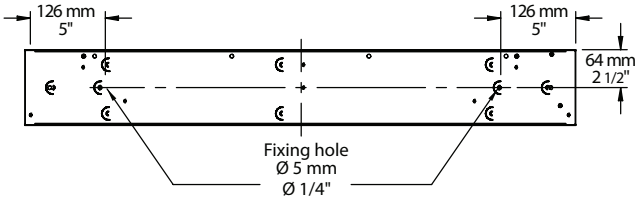

OTS

Standard Watt Density Models 250W/ft.

Watts	# Product 120V	208V	277V	347V	600V	Watts 240/208V	# Product 240/208V	Price	Length in.	Length mm	Weight lb	Weight kg
750	OTS0752	OTS0758	OTS0777	-	-	750/563	OTS0750	374.00	36	915	8.4	3.8
1000	-	OTS1008	OTS1077	OTS1007	OTS1006	1000/750	OTS1000	405.00	48	1220	10.8	4.9
1250	-	OTS1258	OTS1277	OTS1257	OTS1256	1250/938	OTS1250	428.00	60	1525	13.2	6.0

Low Watt Density Models

# Product[1]	Price	Length	Weight	Average Density W/ft.	Watts	Watts 240/208V	120V	208V	240/208V	347V	600V
OTS050X-915	374.00	36″ (915 mm)	8.4 lb (3.8 kg)	167	500	500/375	✓	✓	✓	-	-
OTS060X-915				200	600	600/450	✓	✓	✓	-	-
OTS066X-1220	405.00	48″ (1220 mm)	10.8 lb (4.9 kg)	167	668	668/502	✓	✓	✓	✓	✓
OTS080X-1220				200	800	800/600	✓	✓	✓	✓	✓
OTS083X-1525	428.00	60″ (1525 mm)	13.2 lb (6 kg)	167	835	835/627	✓	✓	✓	✓	✓
OTS100X-1525				200	1000	1000/750	-	✓	✓	✓	✓

[1] X = 2 (120V), 8 (208V), 0 (240/208V), 7 (347V), 6 (600V).
✓ = Available.
Add «NL» for semi-gloss black. Upcharge applicable for optional colors shown in the color chart section.
Other voltages available upon request.

Options

# Product Kit	# Product Factory installed*	Price	Description
KIT-OTS-DIS20	DIS20	147.00	Disconnect switch, 20A at 277V max.
KIT-OTS-DIS40	-	181.00	Disconnect switch, 40A at 600V max. 120 mm height
KIT-OTS-R-347[1]	R[1]	230.00	Single-pole relay, coil 24V, without transformer: 22A at 120V, 208V, 240V - 19A at 277V - 18A at 347V
KIT-OTS-R-600[1]	R[1]	230.00	Single-pole relay, coil 24V, without transformer: 10A at 480V, 600V
KIT-OTS-RT-208[1]	RT[1]	242.00	Single-pole relay, coil 24V, with transformer 208V/24V, 22A at 208V
KIT-OTS-RT-240[1]	RT[1]	242.00	Single-pole relay, coil 24V, with transformer 240V/24V, 22A at 240V
KIT-OTS-RT-277[1]	RT[1]	242.00	Single-pole relay, coil 24V, with transformer 277V/24V, 19A at 277V
KIT-OTS-RT-347[1]	RT[1]	242.00	Single-pole relay, coil 24V, with transformer 347V/24V, 18A at 347V
KIT-OTS-TRIAC-347[1]	TRIAC[1]	92.00	Single-pole electronic relay, coil 24V, without transformer: 10A max. at 347V max.
KIT-OTS-TRIAC-347T[1]	TRIACT[1]	134.00	Single-pole electronic relay, coil 24V, with transformer: 10A max. at 347V max.
KIT-OTS-TRIAC-600[1]	TRIAC[1]	179.00	Single-pole electronic relay, coil 24V, without transformer: 6A at 600V max.

** For factory installed options, add the option number to the product number. See the **Product Code** section inside the front cover.*
[1] Options installed at right end only.

Models of compatible top trench grilles

		Trench dimension - Figure 1					
		W: 10 in. (254 mm) minimum **D:** 6 in. to 7 15/16 in. (153 mm to 202 mm) **C:** 2 1/2 in. (64 mm) minimum			**W:** 10 in. (254 mm) minimum **D:** 8 in. (204 mm) minimum **C:** 2 1/2 in. (64 mm) minimum		
		Power per linear foot			Power per linear foot		
Manufacturer	Grille Model	167W/ft.	200W/ft.	250W/ft.	167W/ft.	200W/ft.	250W/ft.
Nailor Industries www.nailor.com	49-240	✓	-	-	✓	✓	-
	49-241	✓	-	-	✓	✓	-
	49-243	✓	-	-	✓	✓	-
	49-280	✓	✓	-	✓	✓	✓
	49-281	✓	✓	-	✓	✓	✓
Price Industries www.priceindustries.com	LBP/LBPH 15B	✓	✓	-	✓	✓	✓
	LBP/LBPH 16B	✓	✓	-	✓	✓	✓
	LBP/LBPH 25C	-	-	-	✓	-	-

NOTE: Vanes or deflectors options with grille are prohibited.

Figure 1

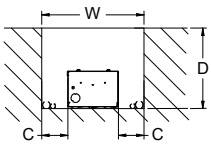

OMP Mini Aluminum Electric Baseboard Heater

Features

Color
- Standard: white, almond.
- Optional (upcharge applicable): metallic silver, bronze, metallic charcoal, aluminum, semi-gloss black, sand.
- Custom colors available upon request.

Finish
- Standard: epoxy/polyester powder paint.
- Optional: anodized aluminum.

Voltage
- 120V, 208V, 240/208V, 277V, 347V, 480V, 600V, 1-phase.

Construction
- Robust, 18-gauge cold rolled steel cabinet.
- 14-gauge (0.0787 in. [2 mm]) aluminum front and top.
- Pencil-proof openings 1/4 in. (6.4 mm).
- 3 in. x 3 in. (76 mm x 76 mm) compact profile.
- Linear high-limit temperature control with automatic reset.

Heating element
- Stainless steel tubular heating element with aluminum fins.
- Floating heating element on high-temperature nylon bushings reducing expansion noises.

Watt density
- Average standard watt density of 152W/ft.

Control
- Built-in tamperproof thermostat available (installed on the left end only).
- Mechanical or electronic relays available (installed on the right end only).

Ouellet highly recommends using an electronic wall thermostat for greater comfort.

Installation
- 2 rows of mounting holes, every 2 in. (51 mm), for ease of installation.
- Variety of accessories available for wall-to-wall installation.
- Pedestal kit available.

Warranty
- 3-year warranty against defects.
- 10-year warranty on the heating element.

Application
- Patio door, bay window, commercial building, office building, condos, restaurant.

OMP

Average Standard Watt Density Models 152W/ft.

Watts	Product # 120V	208V	347V	600V	Watts 240/208V	Product # 240/208V	Price	Length in.	mm	Weight lb	kg
300	OMP0302	OMP0308	-	-	300/225	OMP0300	389.00	23 5/8	600	5.3	2.4
450	OMP0452	OMP0458	OMP0457	-	450/338	OMP0450	439.00	35 7/16	900	9.5	4.3
600	OMP0602	OMP0608	OMP0607	-	600/450	OMP0600	486.00	47 1/4	1200	12.2	5.5
750	OMP0752	OMP0758	OMP0757	OMP0756	750/563	OMP0750	534.00	59 1/16	1500	15.0	6.8
900	OMP0902	OMP0908	OMP0907	OMP0906	900/675	OMP0900	596.00	70 7/8	1800	17.8	8.1
1050	OMP1052	OMP1058	OMP1057	OMP1056	1050/788	OMP1050	633.00	82 11/16	2100	20.6	9.3
1200	OMP1202	OMP1208	OMP1207	OMP1206	1200/900	OMP1200	683.00	94 1/2	2400	23.4	10.6
1350	OMP1352	OMP1358	OMP1357	OMP1356	1350/1013	OMP1350	731.00	106 5/16	2700	26.2	11.9

Options

Product # Kit	Product # Factory installed*	Price	Description
-	BD	+10%	Clean back
KIT-OMP-CE	-	238.00	Outside corner, 4 in. (102 mm)
KIT-OMP-CI	-	238.00	Inside corner, 4 in. (102 mm)
KIT-OMP-JT	-	101.00	Splice plate, 2 in. (51 mm)
KIT-OMP-JT-PE	-	153.00	Contour splice plate for BD option and/or heater with pedestals, 2 in. (51 mm)
KIT-OMP-PE	-	201.00	Round pedestal kit (2), 3 in. (76 mm)
KIT-OMP-PEC	-	201.00	Square-shaped pedestal kit (2), 2 in. (51 mm)
KIT-OMP-R-347[1]	R[1]	271.00	Single-pole relay, coil 24V, without transformer: 22A at 120V, 208V, 240V - 19A at 277V - 18A at 347V
KIT-OMP-R-600[1]	R[1]	271.00	Single-pole relay, coil 24V, without transformer: 10A at 480V, 600V
OMP-SV-XX	-	Upon request	Empty cabinet with length of XX mm (minimum: 154 mm, maximum: 2632 mm)
KIT-OMP-TB6-AV[2]	TB6AV[2]	222.00	Single-pole bi-metal tamperproof thermostat: 25A at 120V, 208V, 240V, 277V - 10A at 347V, 480V, 600V
KIT-OMP-TB26-AV[2,3]	TB26AV[2,3]	229.00	Double-pole bi-metal tamperproof thermostat: 25A at 120V, 208V, 240V, 277V - 10A at 347V, 480V, 600V
KIT-OMP-TRIAC-347[1]	TRIAC[1]	102.00	Single-pole electronic relay, coil 24V, without transformer: 9A at 347V max.
KIT-OMP-TRIAC-347T[1]	TRIACT[1]	146.00	Single-pole electronic relay, coil 24V, with transformer: 9A max. (208V, 240V, 347V)
KIT-OMP-TRIAC-600[1]	TRIAC[1]	190.00	Single-pole electronic relay, coil 24V, without transformer: 6A at 600V max.

** For factory installed options, add the option number to the product number. See the Product Code section inside the front cover.*
[1] Options installed at right end only.
[2] Options installed at left end only.
[3] «Off» position.
Add «BL» for white, «AM» for almond. Upcharge applicable for optional colors shown in the color chart section.
Other voltages available upon request.

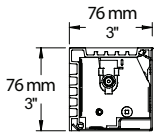

Side View

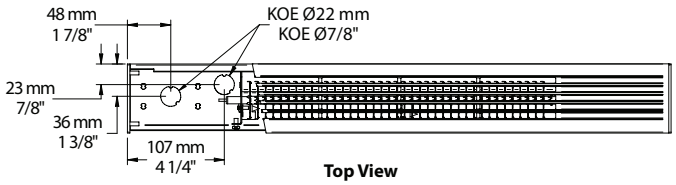

Top View

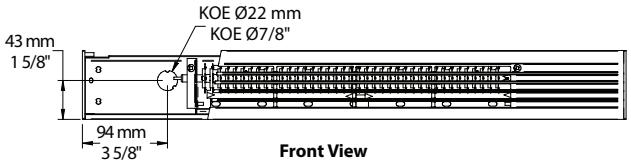

Front View

OMB Mini Aluminum Draft Barrier

With pedestals

1


2

3


4

5

Features

Color
- Standard: white, almond.
- Optional (upcharge applicable): metallic silver, bronze, metallic charcoal, aluminum, semi-gloss black, sand.
- Custom colors available upon request.

Finish
- Standard: epoxy/polyester powder paint.
- Optional: anodized aluminum.

Voltage
- 208V, 240/208V, 277V, 347V, 600V, 50/60 Hz, 1-phase.

Construction
- 14-gauge (0.0787 in. [2 mm]) aluminum front cover. 1
- 18-gauge satin coat steel cabinet.
- Screw assembly for added strength.
- Full length built-in wireway.
- Separate low voltage wireway (-WW) available.
- Pencil-proof openings less than 1/4 in. (6.4 mm).
- Bottom fresh air inlet; top warm air outlet.
- Clean back available (-BD).
- Linear high-limit temperature control with automatic reset. 2
  High altitude version available (-HA).
- End caps included. 3

Heating element
- Stainless steel tubular heating element with aluminum fins. 4
- Floating heating element on high-temperature nylon bushings reducing expansion noises.

Watt density
- Average standard watt density of 175W/ft.
- Average low watt density of 100W/ft., 150W/ft.

Control
- Built-in thermostat available with a control knob or tamperproof.
- Mechanical, electronic or pneumatic relays available (installed on the right end only).

Ouellet highly recommends to use an electronic wall thermostat for greater comfort.

Installation
- Not for residential use in the United States.
- Heater must be installed at least 2 in. (51 mm) from finished floor.
- Mounting holes spaced on 4 in. (102 mm) intervals for ease of installation.
- Installation on wall or floor mounted with pedestals. 5
- Variety of accessories available for wall-to-wall installation.
- Pedestal kit available.

Warranty
- 3-year warranty against defects.

Application
- Commercial building, office building, hospital, daycare center, private residence.

Average Standard Watt Density Models 175W/ft.

Watts	Product # 208V	Product # 347V	Product # 600V	Watts 240/208V[1]	Product # 240/208V	Price	Length in.	Length mm	Weight lb	Weight kg
350	OMB0358	-	-	350/263	OMB0350	539.00	27 9/16	700	7.0	3.2
525	OMB0528	OMB0527	-	525/394	OMB0520	617.00	35 7/16	900	8.3	3.8
700	OMB0708	OMB0707	-	700/526	OMB0700	695.00	47 1/4	1200	10.2	4.6
875	OMB0878	OMB0807	OMB0876	875/657	OMB0870	793.00	59 1/16	1500	12.0	5.5
1050	OMB1058	OMB1057	OMB1056	1050/789	OMB1050	901.00	70 7/8	1800	13.9	6.3
1225	OMB1228	OMB1227	OMB1226	1225/920	OMB1220	1022.00	82 11/16	2100	15.8	7.2
1400	OMB1408	OMB1407	OMB1406	1400/1052	OMB1400	1163.00	94 1/2	2400	17.6	8.0

Average Low Watt Density Models

Product #[2]	Price	Length	Weight	Average Density W/ft.	Watts	Watts 240/208V[1]	208V	240/208V	347V	600V
OMB030X-700	539.00	27 9/16" (700 mm)	7.0 lb (3.2 kg)	150	300	300/225	✓	✓	-	-
OMB030X-900	617.00	35 7/16" (900 mm)	8.3 lb (3.8 kg)	100	300	300/225	✓	✓	-	-
OMB045X-900				150	450	450/338	✓	✓	✓	-
OMB040X-1200	695.00	47 1/4" (1200 mm)	10.2 lb (4.6 kg)	100	400	400/300	✓	✓	✓	-
OMB060X-1200				150	600	600/450	✓	✓	✓	-
OMB050X-1500	793.00	59 1/16" (1500 mm)	12.0 lb (5.5 kg)	100	500	500/375	✓	✓	✓	✓
OMB075X-1500				150	750	750/563	✓	✓	✓	✓
OMB060X-1800	901.00	70 7/8" (1800 mm)	13.9 lb (6.3 kg)	100	600	600/450	✓	✓	✓	✓
OMB090X-1800				150	900	900/675	✓	✓	✓	✓
OMB070X-2100	1022.00	82 11/16" (2100 mm)	15.8 lb (7.2 kg)	100	700	700/525	✓	✓	✓	✓
OMB105X-2100				150	1050	1050/788	✓	✓	✓	✓
OMB080X-2400	1163.00	94 1/2" (2400 mm)	17.6 lb (8.0 kg)	100	800	800/600	✓	✓	✓	✓
OMB120X-2400				150	1200	1200/900	✓	✓	✓	✓

[1] 208V = 75% of wattage at 240V.
[2] X = 8 (208V), 0 (240/208V), 7 (347V), 6 (600V).
✓ = Available.Add "BL" for white, "AM" for almond. Upcharge available for optional colors shown in the color chart section.
Other colors, accessories and finishes are available upon request. Please contact your customer service representative.
Other voltages available upon request.

Options

Product # Kit	Product # Factory installed*	Price	Description
Finish			
-	BD[3]	+10%	Clean back
KIT-OMB-CE	-	483.00	Outside corner, 4 in. (102 mm)
KIT-OMB-CI	-	483.00	Inside corner, 4 in. (102 mm)
KIT-OMB-JT	-	108.00	Splice plate, 2 in. (51 mm)
KIT-OMB-JT-PE	-	120.00	Contour splice plate for BD option and1or heater with pedestals, 2 in. (51 mm)
KIT-OMB-PE	-	154.00	Round pedestal kit (2), 3 in. (76 mm)
KIT-OMB-PEC	-	154.00	Square-shaped pedestal kit (2), 2 in. (51 mm)
OMB-SV-XX	-	Upon Request	Empty cabinet with length of XX mm (minimum: 154 mm, maximum: 2400 mm)
Controls			
KIT-OMB-DIS20[4]	DIS20[4]	172.00	Disconnect switch, 20A at 277V max.
-	HA	No Charge	Linear high-limit temperature control for high altitude (3000 ft. to 8200 ft.)
-	PM	410.00	Pneumatic relay, 20A at 600V max.
KIT-OMB-R-347	R	175.00	Single-pole relay, coil 24V, without transformer, 22A at 208V, 240V - 19A at 277V - 18A at 347V
KIT-OMB-R-600	R	182.00	Single-pole relay, coil 24V, without transformer, 10A at 600V
KIT-OMB-RT-208	RT	195.00	Single-pole relay, coil 24V, with transformer 208V/24V, 22A at 208V
KIT-OMB-RT-240	RT	195.00	Single-pole relay, coil 24V, with transformer 240V/24V, 22A at 240V
KIT-OMB-RT-277	RT	195.00	Single-pole relay, coil 24V, with transformer 277V/24V, 19A at 277V
KIT-OMB-RT-347	RT	189.00	Single-pole relay, coil 24V, with transformer 347V/24V, 18A at 347V
KIT-OMB-RT-600[2]	RT[2]	195.00	Single-pole relay, coil 24V, with transformer 600V/24V, 10A at 600V (2-wire only)
KIT-OMB-TB6	TB6	154.00	Single-pole bi-metal thermostat: 25A at 208V, 240V, 277V - 10A at 347V, 480V, 600V
KIT-OMB-TB26[1]	TB26[1]	250.00	Double-pole bi-metal thermostat: 25A at 208V, 240V, 277V - 10A at 347V, 480V, 600V
KIT-OMB-TB6-AV	TB6AV	154.00	Single-pole bi-metal tamperproof thermostat: 25A at 208V, 240V, 277V - 10A at 347V, 480V, 600V
KIT-OMB-TB26-AV[1]	TB26AV[1]	250.00	Double-pole bi-metal tamperproof thermostat: 25A at 208V, 240V, 277V - 10A at 347V, 480V, 600V
KIT-OMB-TRIAC-347	TRIAC	77.00	Single-pole electronic relay, coil 24V, without transformer, 10A max. at 347V max.
KIT-OMB-TRIAC-347T	TRIACT	105.00	Single-pole electronic relay, coil 24V, with transformer, 10A max. at 208V, 240V, 347V
KIT-OMB-TRIAC-600	TRIAC	135.00	Single-pole electronic relay, coil 24V, without transformer, 6A at 600V max.
-	WW	46.00	24V wireway

** For factory installed options, add the option number to the product number. See the **Product Code** section inside the front cover.*
[1] "Off" position.
[2] These 2-wire relays with transformer can't supply of 3-wire low voltage thermostats.
[3] For anodized aluminum heaters, the clean back option will be fixed with visible rivets.
[4] For the U.S. only: The nominal current of the unit must not exceed 80% of the capacity of the disconnect.

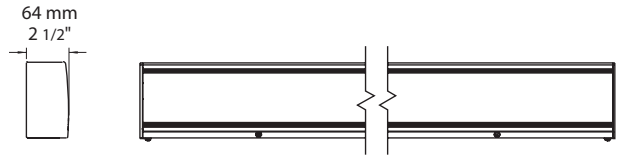

Side View **Front View**

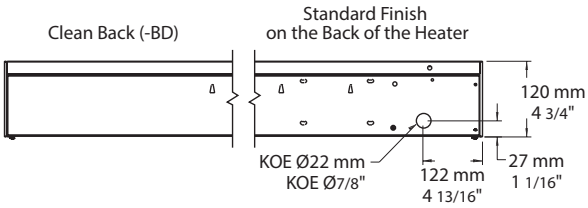

Rear View

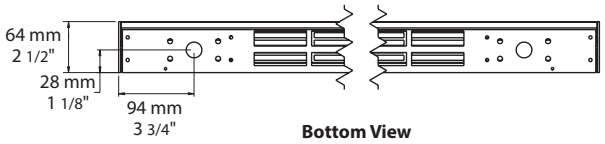

Bottom View

OHB High Density Aluminum Draft Barrier

With pedestals

1



2



3



4

5

Features

Color
- Standard: white, almond.
- Optional (upcharge applicable): metallic silver, bronze, metallic charcoal, aluminum, semi-gloss black, sand.
- Custom colors available upon request.

Finish
- Standard: epoxy/polyester powder paint.
- Optional: anodized aluminum.

Voltage
- 208V, 240/208V, 277V, 347V, 600V, 50/60 Hz, 1-phase.

Construction
- 14-gauge (0.0787 in. [2 mm]) aluminum front cover. 1
- 18-gauge satin coat steel cabinet.
- Screw assembly for added strength.
- Full length built-in wireway.
- Separate low voltage wireway (-WW) available.
- Pencil-proof openings less than 1/4 in. (6.4 mm). 2
- Bottom fresh air inlet, top warm air outlet.
- Clean back available (-BD).
- Linear high-limit temperature control with automatic reset. 3
  High altitude version available (-HA).
- End caps included.

Heating element
- Two stainless steel tubular heating elements with aluminum fins.
- Floating heating elements on high-temperature nylon bushings reducing expansion noises. 4

Watt density
- Average standard watt density 355W/ft.
- Average low watt density 175W/ft., 250W/ft.
- Average high watt density 500W/ft.

Control
- Built-in thermostat available with a control knob or tamperproof.
- Mechanical, electronic or pneumatic relays available.

Ouellet highly recommends to use an electronic wall thermostat for greater comfort.

Installation
- Not for residential use in the United States.
- Heater must be installed at least 3 in. (76 mm) from finished floor.
- Mounting holes spaced on 2 in. (51 mm) intervals for ease of installation.
- Installation on wall or floor mounted with pedestals. 5
- Pedestal kit available.
- Variety of accessories available for wall-to-wall installation.

Warranty
- 3-year warranty against defects.

Application
- Commercial building, office building, hospital, daycare center, private residence.

OHB

Average Standard Watt Density Models 355W/ft.

Watts	Product # 208V	Product # 347V	Product # 600V	Watts 240/208V[1]	Product # 240/208V	Price	Length in.	Length mm	Weight lb	Weight kg
750	OHB0758	OHB0757	-	750/563	OHB0750	651.00	23 5/8	600	10.7	4.8
1000	OHB1008	OHB1007	-	1000/750	OHB1000	737.00	35 7/16	900	14.1	6.4
1400	OHB1408	OHB1407	OHB1406	1400/1050	OHB1400	840.00	47 1/4	1200	17.6	8.0
1750	OHB1758	OHB1757	OHB1756	1750/1313	OHB1750	950.00	59 1/16	1500	21.1	9.6
2100	OHB2108	OHB2107	OHB2106	2100/1577	OHB2100	1083.00	70 7/8	1800	24.6	11.1
2450	OHB2458	OHB2457	OHB2456	2450/1840	OHB2450	1227.00	82 11/16	2100	28.0	12.7
2800	OHB2808	OHB2807	OHB2806	2800/2103	OHB2800	1394.00	94 1/2	2400	31.5	14.3

Average Low Watt Density Models

Product #[2]	Price	Length	Weight	Average Density W/ft.	Watts	Watts 240/208V[1]	208V	240/208V	347V	600V
OHB040X-600	651.00	23 5/8" (600 mm)	10.7 lb (4.8 kg)	175	375	375/281	✓	✓	-	-
OHB050X-600				250	500	500/375	✓	✓	-	-
OHB050X-900	737.00	35 7/16" (900 mm)	14.1 lb (6.4 kg)	175	500	500/375	✓	✓	✓	-
OHB075X-900				250	750	750/563	✓	✓	✓	-
OHB070X-1200	840.00	47 1/4" (1200 mm)	17.6 lb (8.0 kg)	175	700	700/525	✓	✓	✓	✓
OHB100X-1200				250	1000	1000/750	✓	✓	✓	✓
OHB087X-1500	950.00	59 1/16" (1500 mm)	21.1 lb (9.6 kg)	175	875	875/656	✓	✓	✓	✓
OHB125X-1500				250	1250	1250/938	✓	✓	✓	✓
OHB105X-1800	1083.00	70 7/8" (1800 mm)	24.6 lb (11.1 kg)	175	1050	1050/788	✓	✓	✓	✓
OHB150X-1800				250	1500	1500/1125	✓	✓	✓	✓
OHB122X-2100	1227.00	82 11/16" (2100 mm)	28.0 lb (12.7 kg)	175	1225	1225/919	✓	✓	✓	✓
OHB175X-2100				250	1750	1750/1313	✓	✓	✓	✓
OHB140X-2400	1394.00	94 1/2" (2400 mm)	31.5 lb (14.3 kg)	175	1400	1400/1050	✓	✓	✓	✓
OHB200X-2400				250	2000	2000/1500	✓	✓	✓	✓

Average High Watt Density Models 500W/ft.

Watts	Product # 208V	Product # 347V	Product # 600V	Watts 240/208V[1]	Product # 240/208V	Price	Length in.	Length mm	Weight lb	Weight kg
1000	OHBH1008	OHBH1007	-	1000/750	OHBH1000	651.00	23 5/8	600	10.7	4.8
1500	OHBH1508	OHBH1507	OHBH1506	1500/1125	OHBH1500	737.00	35 7/16	900	14.1	6.4
2000	OHBH2008	OHBH2007	OHBH2006	2000/1500	OHBH2000	840.00	47 1/4	1200	17.6	8.0
2500	OHBH2508	OHBH2507	OHBH2506	2500/1875	OHBH2500	950.00	59 1/16	1500	21.1	9.6
3000	OHBH3008	OHBH3007	OHBH3006	3000/2250	OHBH3000	1083.00	70 7/8	1800	24.6	11.1
3500	OHBH3508[3]	OHBH3507	OHBH3506	3500/2625	OHBH3500	1227.00	82 11/16	2100	28.0	12.7
4000	OHBH4008[3]	OHBH4007	OHBH4006[3]	4000/3000	OHBH4000[3]	1394.00	94 1/2	2400	31.5	14.3

[1] 208V = 75% of wattage at 240V.
[2] X = 8 (208V), 0 (240/208V), 7 (347V), 6 (600V).
[3] If the control option "24V electronic relay" is required, these products need two electronic relays.
✓ = Available.
Add "BL" for white, "AM" for almond. Upcharge available for optional colors shown in the color chart section.
Other colors, accessories and finishes are available upon request. Please contact your customer service representative.
Other voltages available upon request.

OHB

Options

Product # Kit	Product # Factory installed*	Price	Description
Finish			
-	BD[1]	+10%	Clean back
KIT-OHB-CE	-	617.00	Outside corner, 8 in. (203 mm)
KIT-OHB-CI	-	617.00	Inside corner, 8 in. (203 mm)
KIT-OHB-JT	-	145.00	Splice plate, 2 in. (51 mm)
KIT-OHB-JT-PE	-	154.00	Contour splice plate for BD option and/or heater with pedestals, 2 in. (51 mm)
KIT-OHB-PEC	-	148.00	Square-shaped pedestal kit (2), 3 in. (76 mm)
OHB-SV-XX	-	Upon Request	Empty cabinet with length of XX mm (minimum: 154 mm, maximum: 2400 mm)
Controls			
KIT-OHB-DIS20[3]	DIS20[3]	172.00	Disconnect switch, 20A at 277V max.
KIT-OHB-DIS40[3]	DIS40[3]	211.00	Disconnect switch, 40A at 600V max.
-	HA	No Charge	Linear high-limit temperature control for high altitude (3000 ft. to 8200 ft.)
-	PM	410.00	Pneumatic relay, 20A at 600V max.
KIT-OHB-R-347	R	175.00	Single-pole relay, coil 24V, without transformer, 22A at 208V, 240V - 19A at 277V - 18A at 347V
KIT-OHB-R-600	R	182.00	Single-pole relay, coil 24V, without transformer, 10A at 600V
KIT-OHB-RT-208	RT	195.00	Single-pole relay, coil 24V, with transformer 208V/24V, 22A at 208V
KIT-OHB-RT-240	RT	195.00	Single-pole relay, coil 24V, with transformer 240V/24V, 22A at 240V
KIT-OHB-RT-277	RT	195.00	Single-pole relay, coil 24V, with transformer 277V/24V, 19A at 277V
KIT-OHB-RT-347	RT	189.00	Single-pole relay, coil 24V, with transformer 347V/24V, 18A at 347V
KIT-OHB-RT-600[2]	RT[2]	195.00	Single-pole relay, coil 24V, with transformer 600V/24V, 10A at 600V (2-wire only)
KIT-OHB-T	T	137.00	Single-pole thermostat: 25A at 208V, 240V - 10A at 277V, 347V, 480V, 600V
KIT-OHB-T2[4]	T2[4]	228.00	Double-pole thermostat: 30A at 208V, 240V - 15A at 277V, 347V, 600V
KIT-OHB-T-AV	TAV	137.00	Single-pole tamperproof thermostat: 25A at 208V, 240V - 10A at 277V, 347V, 480V, 600V
KIT-OHB-T2-AV[4]	T2AV[4]	228.00	Double-pole tamperproof thermostat: 30A at 208V, 240V - 15A at 277V, 347V, 600V
KIT-OHB-TRIAC-347	TRIAC	77.00	Single-pole electronic relay, coil 24V, without transformer, 15A at 347V max.
KIT-OHB-TRIAC-347T	TRIACT	105.00	Single-pole electronic relay, coil 24V, with transformer, 15A at 208V, 240V, 347V
KIT-OHB-TRIAC-600	TRIAC	135.00	Single-pole electronic relay, coil 24V, without transformer, 6A at 600V max.
-	WW	46.00	24V wireway includes high temperature wiring

** For factory installed options, add the option number to the product number. See the **Product Code** section inside the front cover.*
[1] For anodized aluminum heaters, the clean back option will be fixed with visible rivets.
[2] These 2-wire relays with transformer can't supply a 3-wire low voltage thermostats.
[3] For the U.S. only: The nominal current of the unit must not exceed 80% of the capacity of the disconnect.
[4] "Off" position.

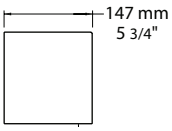

Side View

Front View

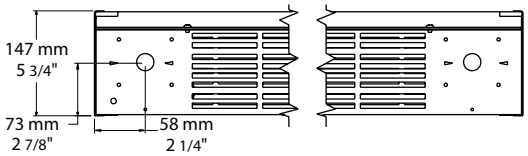

Bottom View

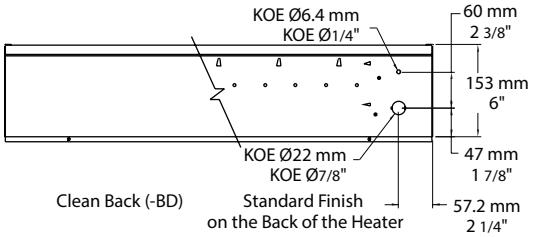

Rear View

ODB Aluminum Draft Barrier
ODI Aluminum Sloped Top Draft Barrier

With bottom fresh air inlet and pedestals

ODB

With pedestals

ODI



1

2

3



4



5

Features

Color
- Standard: white, almond.
- Optional (upcharge applicable): metallic silver, bronze, metallic charcoal, aluminum, semi-gloss black, sand.
- Custom colors available upon request.

Finish
- Standard: epoxy/polyester powder paint.
- Optional: anodized aluminum.

Voltage
- 120V, 208V, 240/208V, 277V, 347V, 600V, 50/60 Hz, 1-phase.

Construction
- 14-gauge (0.0787 in. [2 mm]) aluminum front cover. 1
- 18-gauge satin coat steel cabinet.
- Screw assembly for added strength.
- Full length built-in wireway.
- Pencil-proof openings less than 1/4 in. (6.4 mm). 2
- Front fresh air inlet; top warm air outlet.
  - Bottom fresh air inlet available (-BAI).
- Clean back available (-BD).
- Linear high-limit temperature control with automatic reset. High altitude version available (-HA).
- End caps included. 3

Heating element
- Stainless steel tubular heating element with aluminum fins. 4
- Floating heating element on high-temperature nylon bushings reducing expansion noises.

Watt density
- Average standard watt density of 275W/ft.
- Average low watt density of 100W/ft., 150W/ft., 200W/ft.

Control
- Built-in thermostat available with a control knob or tamperproof. 5
- Mechanical, electronic or pneumatic relays available (installed on the right end only).

Ouellet highly recommends to use an electronic wall thermostat for greater comfort.

Installation
- Heater must be installed at least 2 in. (51 mm) from finished floor (for -BAI option).
- Mounting holes spaced on 4 in. (102 mm) intervals for ease of installation.
- Wall or floor mounted installation.
- Variety of accessories available for wall-to-wall installation.
- Pedestal kit available.

Warranty
- 3-year warranty against defects.

Application
- Commercial building, office building, hospital, daycare center, private residence.

ODB Aluminum Draft Barrier

With bottom fresh air inlet and pedestals

Average Standard Watt Density Models 275W/ft.

Watts	Product # 120V	208V	347V	600V	Watts 240/208V[1]	Product # 240/208V	Price	Length in.	mm	Weight lb	kg
500	ODB0502	ODB0508	ODB0507	-	500/375	ODB0500	542.00	29 1/16	738	8.0	3.6
750	ODB0752	ODB0758	ODB0757	ODB0756	750/563	ODB0750	589.00	39 1/16	992	10.4	4.7
1000	ODB1002	ODB1008	ODB1007	ODB1006	1000/750	ODB1000	647.00	49 5/16	1253	12.8	5.8
1250	ODB1252	ODB1258	ODB1257	ODB1256	1250/938	ODB1250	709.00	58 13/16	1494	15.1	6.8
1500	ODB1502	ODB1508	ODB1507	ODB1506	1500/1125	ODB1500	784.00	67 1/2	1715	17.2	7.8
1750	-	ODB1758	ODB1757	ODB1756	1750/1313	ODB1750	866.00	76 7/8	1952	19.4	8.8
2000	-	ODB2008	ODB2007	ODB2006	2000/1500	ODB2000	961.00	85 5/8	2175	21.5	9.7
2250	-	ODB2258	ODB2257	ODB2256	2250/1688	ODB2250	1065.00	94 1/2	2400	23.6	10.7
2500	-	ODB2508	ODB2507	ODB2506	2500/1875	ODB2500	1187.00	103 5/8	2632	25.8	11.7

Average Low Watt Density Models

Product #[2]	Price	Length	Weight	Average Density W/ft.	Watts	Watts 240/208V[1]	120V	208V	240/208V	347V	600V
ODB020X-738	542.00	29 1/16" (738 mm)	8.0 lb (3.6 kg)	100	200	200/150	✓	✓	✓	-	-
ODB030X-738				150	300	300/225	✓	✓	✓	-	-
ODB040X-738				200	400	400/300	✓	✓	✓	✓	-
ODB030X-992	589.00	39 1/16" (992 mm)	10.4 lb (4.7 kg)	100	300	300/225	✓	✓	✓	✓	-
ODB045X-992				150	450	450/338	✓	✓	✓	✓	-
ODB060X-992				200	600	600/450	✓	✓	✓	✓	-
ODB040X-1253	647.00	49 5/16" (1253 mm)	12.8 lb (5.8 kg)	100	400	400/300	✓	✓	✓	✓	-
ODB060X-1253				150	600	600/450	✓	✓	✓	✓	-
ODB080X-1253				200	800	800/600	✓	✓	✓	✓	✓
ODB050X-1494	709.00	58 13/16" (1494 mm)	15.1 lb (6.8 kg)	100	500	500/375	✓	✓	✓	✓	-
ODB075X-1494				150	750	750/563	✓	✓	✓	✓	✓
ODB100X-1494				200	1000	1000/750	✓	✓	✓	✓	✓
ODB060X-1715	784.00	67 1/2" (1715 mm)	17.2 lb (7.8 kg)	100	600	600/450	✓	✓	✓	✓	✓
ODB090X-1715				150	900	900/675	✓	✓	✓	✓	✓
ODB120X-1715				200	1200	1200/900	✓	✓	✓	✓	✓
ODB070X-1952	866.00	76 7/8" (1952 mm)	19.6 lb (8.8kg)	100	700	700/525	✓	✓	✓	✓	✓
ODB105X-1952				150	1050	1050/788	✓	✓	✓	✓	✓
ODB140X-1952				200	1400	1400/1050	✓	✓	✓	✓	✓
ODB080X-2175	961.00	85 5/8" (2175 mm)	21.5 lb (9.7 kg)	100	800	800/600	✓	✓	✓	✓	✓
ODB120X-2175				150	1200	1200/900	✓	✓	✓	✓	✓
ODB160X-2175				200	1600	1600/1200	-	✓	✓	✓	✓
ODB090X-2400	1065.00	94 1/2" (2400 mm)	23.6 lb (10.7 kg)	100	900	900/675	✓	✓	✓	✓	✓
ODB135X-2400				150	1350	1350/1013	-	✓	✓	✓	✓
ODB180X-2400				200	1800	1800/1350	-	✓	✓	✓	✓
ODB100X-2632	1187.00	103 5/8" (2632 mm)	26.8 lb (11.7 kg)	100	1000	1000/750	✓	✓	✓	✓	✓
ODB150X-2632				150	1500	1500/1125	-	✓	✓	✓	✓
ODB200X-2632				200	2000	2000/1500	-	✓	✓	✓	✓
ODB225X-2632				200	2250	2250/1688	-	✓	✓	✓	✓

[1] 208V = 75% of wattage at 240V.
[2] X = 2 (120V), 8 (208V), 0 (240/208V), 7 (347V), 6 (600V).
✓ = Available.
Add "BL" for white, "AM" for almond. Upcharge available for optional colors shown in the color chart section.
Other colors, accessories and finishes are available upon request. Please contact your customer service representative.
Other voltages available upon request.

ODB

Options

Product # Kit	Product # Factory installed*	Price	Description
Finish			
-	BAI	No Charge	Bottom fresh air inlet
-	BD[1]	+10%	Clean back
KIT-ODB-CE	-	479.00	Outside corner, 4 in. (102 mm)
KIT-ODB-CI	-	479.00	Inside corner, 4 in. (102 mm)
KIT-ODB-JT	-	111.00	Splice plate, 2 in. (51 mm)
KIT-ODB-JT-PE	-	123.00	Contour splice plate for BD option and/or heater with pedestals, 2 in. (51 mm)
KIT-ODB-PE	-	161.00	Round pedestal kit (2), 3 in. (76 mm)
KIT-ODB-PEC	-	161.00	Square-shaped pedestal kit (2), 2 in. (51 mm)
ODB-SV-XX	-	Upon Request	Empty cabinet with length of XX mm (minimum: 154 mm, maximum: 2632 mm)
Controls			
KIT-ODB-DIS20[4]	DIS20[4]	172.00	Disconnect switch, 20A at 277V max.
KIT-ODB-DIS40[4]	DIS40[4]	211.00	Disconnect switch, 40A at 600V max.
-	HA	No Charge	Linear high-limit temperature control for high altitude (3000 ft. to 8200 ft.)
-	PM	410.00	Pneumatic relay, 20A at 600V max.
KIT-ODB-R-347	R	175.00	Single-pole relay, coil 24V, without transformer, 22A at 120V, 208V, 240V - 19A at 277V - 18A at 347V
KIT-ODB-R-600	R	182.00	Single-pole relay, coil 24V, without transformer, 10A at 600V
KIT-ODB-RT-120	RT	195.00	Single-pole relay, coil 24V, with transformer 120V/24V, 22A at 120V
KIT-ODB-RT-208	RT	195.00	Single-pole relay, coil 24V, with transformer 208V/24V, 22A at 208V
KIT-ODB-RT-240	RT	195.00	Single-pole relay, coil 24V, with transformer 240V/24V, 22A at 240V
KIT-ODB-RT-277	RT	195.00	Single-pole relay, coil 24V, with transformer 277V/24V, 19A at 277V
KIT-ODB-RT-347	RT	189.00	Single-pole relay, coil 24V, with transformer 347V/24V, 18A at 347V
KIT-ODB-RT-600[2]	RT[2]	195.00	Single-pole relay, coil 24V, with transformer 600V/24V, 10A at 600V (2-wire only)
KIT-ODB-TB6	TB6	154.00	Single-pole bi-metal thermostat: 25A at 120V, 208V, 240V, 277V - 10A at 347V, 480V, 600V
KIT-ODB-TB26[3]	TB26[3]	250.00	Double-pole bi-metal thermostat: 25A at 120V, 208V, 240V, 277V - 10A at 347V, 480V, 600V
KIT-ODB-TB6-AV	TB6AV	154.00	Single-pole bi-metal tamperproof thermostat: 25A at 120V, 208V, 240V, 277V - 10A at 347V, 480V, 600V
KIT-ODB-TB26-AV[3]	TB26AV[3]	250.00	Double-pole bi-metal tamperproof thermostat: 25A at 120V, 208V, 240V, 277V - 10A at 347V, 480V, 600V
KIT-ODB-TRIAC-347	TRIAC	77.00	Single-pole electronic relay, coil 24V. without transformer, 15A at 347V max.
KIT-ODB-TRIAC-347T	TRIACT	105.00	Single-pole electronic relay, coil 24V. with transformer, 15A at 208V, 240V, 347V
KIT-ODB-TRIAC-600	TRIAC	135.00	Single-pole electronic relay, coil 24V. without transformer, 6A at 600V max.

** For factory installed options, add the option number to the product number. See the **Product Code** section inside the front cover.*
[1] For anodized aluminum heaters, the clean back option will be fixed with visible rivets.
[2] These 2-wire relays with transformer can't supply of 3-wire low voltage thermostats.
[3] "Off" position.
[4] For the U.S. only: The nominal current of the unit must not exceed 80% of the capacity of the disconnect.

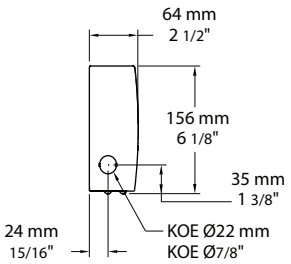

Side View

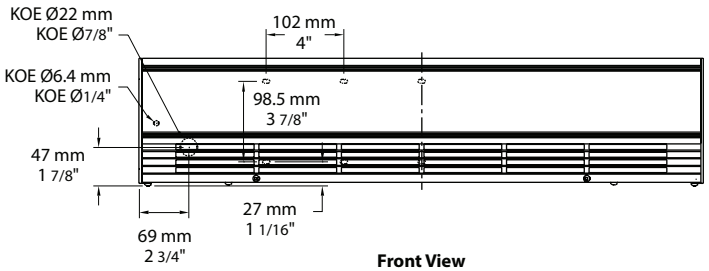

Front View

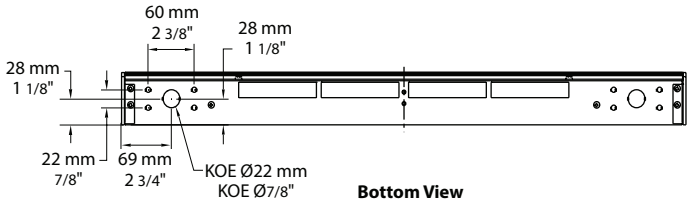

Bottom View

ODI Aluminum Sloped Top Draft Barrier

With pedestals

Average Standard Watt Density Models 275W/ft.[1]

Watts	Product # 120V	208V	347V	600V	Watts 240/208V[2]	Product # 240/208V	Price	Length in.	mm	Weight lb	kg
500	ODI0502	ODI0508	ODI0507	-	500/375	ODI0500	567.00	29 1/16	738	9.1	4.1
750	ODI0752	ODI0758	ODI0757	ODI0756	750/563	ODI0750	618.00	39 1/16	992	11.9	5.4
1000	ODI1002	ODI1008	ODI1007	ODI1006	1000/750	ODI1000	679.00	49 5/16	1253	14.7	6.6
1250	ODI1252	ODI1258	ODI1257	ODI1256	1250/938	ODI1250	746.00	58 13/16	1494	17.3	7.9
1500	ODI1502	ODI1508	ODI1507	ODI1506	1500/1125	ODI1500	824.00	67 1/2	1715	19.7	9.0
1750	-	ODI1758	ODI1757	ODI1756	1750/1313	ODI1750	910.00	76 7/8	1952	22.3	10.1
2000	-	ODI2008	ODI2007	ODI2006	2000/1500	ODI2000	1007.00	85 5/8	2175	24.7	11.2
2250	-	ODI2258	ODI2257	ODI2256	2250/1688	ODI2250	1117.00	94 1/2	2400	27.2	12.3
2500	-	ODI2508	ODI2507	ODI2506	2500/1875	ODI2500	1173.00	103 5/8	2632	29.7	13.5

Average Low Watt Density Models

Product #[3]	Price	Length	Weight	Average Density W/ft.	Watts	Watts 240/208V[2]	120V	208V	240/208V	347V	600V
ODI020X-738	567.00	29 1/16" (738 mm)	9.1 lb (4.1 kg)	100	200	200/150	✓	✓	✓	-	-
ODI030X-738[1]				150	300	300/225	✓	✓	✓	-	-
ODI040X-738[1]				200	400	400/300	✓	✓	✓	✓	-
ODI030X-992	618.00	39 1/16" (992 mm)	11.9 lb (5.4kg)	100	300	300/225	✓	✓	✓	✓	-
ODI045X-992[1]				150	450	450/338	✓	✓	✓	✓	-
ODI060X-992[1]				200	600	600/450	✓	✓	✓	✓	-
ODI040X-1253	679.00	49 5/16" (1253 mm)	14.7 lb (6.6 kg)	100	400	400/300	✓	✓	✓	✓	-
ODI060X-1253[1]				150	600	600/450	✓	✓	✓	✓	-
ODI080X-1253[1]				200	800	800/600	✓	✓	✓	✓	✓
ODI050X-1494	746.00	58 13/16" (1494 mm)	17.3 lb (7.9 kg)	100	500	500/375	✓	✓	✓	✓	-
ODI075X-1494[1]				150	750	750/563	✓	✓	✓	✓	✓
ODI100X-1494[1]				200	1000	1000/750	✓	✓	✓	✓	✓
ODI060X-1715	824.00	67 1/2" (1715 mm)	19.7 lb (9.0 kg)	100	600	600/450	✓	✓	✓	✓	✓
ODI090X-1715[1]				150	900	900/675	✓	✓	✓	✓	✓
ODI120X-1715[1]				200	1200	1200/900	✓	✓	✓	✓	✓
ODI070X-1952	910.00	76 7/8" (1952 mm)	22.3lb (10.1kg)	100	700	700/525	✓	✓	✓	✓	✓
ODI105X-1952[1]				150	1050	1050/788	✓	✓	✓	✓	✓
ODI140X-1952[1]				200	1400	1400/1050	✓	✓	✓	✓	✓
ODI080X-2175	1007.00	85 5/8" (2175 mm)	24.7 lb (11.2 kg)	100	800	800/600	✓	✓	✓	✓	✓
ODI120X-2175[1]				150	1200	1200/900	✓	✓	✓	✓	✓
ODI160X-2175[1]				200	1600	1600/1200	-	✓	✓	✓	✓
ODI090X-2400	1117.00	94 1/2" (2400 mm)	27.2 lb (12.3 kg)	100	900	900/675	✓	✓	✓	✓	✓
ODI135X-2400[1]				150	1350	1350/1013	-	✓	✓	✓	✓
ODI180X-2400[1]				200	1800	1800/1350	-	✓	✓	✓	✓
ODI100X-2632	1173.00	103 5/8" (2632 mm)	29.7 lb (13.5 kg)	100	1000	1000/750	✓	✓	✓	✓	✓
ODI150X-2632[1]				150	1500	1500/1125	-	✓	✓	✓	✓
ODI200X-2632[1]				200	2000	2000/1500	-	✓	✓	✓	✓
ODI225X-2632[1]				200	2250	2250/1688	-	✓	✓	✓	✓

[1] Not for residential use in the United States.
[2] 208V = 75% of wattage at 240V.
[3] X = 2 (120V), 8 (208V), 0 (240/208V), 7 (347V), 6 (600V).
✓ = Available.
Add "BL" for white, "AM" for almond. Upcharge available for optional colors shown in the color chart section.
Other colors, accessories and finishes are available upon request. Please contact your customer service representative.
Other voltages available upon request.

ODI

Options

Product # Kit	Product # Factory installed*	Price	Description
Finish			
-	BAI	No Charge	Bottom fresh air inlet
-	BD[1]	+10%	Clean back
KIT-ODI-CE	-	497.00	Outside corner, 4 in. (102 mm)
KIT-ODI-CI	-	497.00	Inside corner, 4 in. (102 mm)
KIT-ODI-JT	-	119.00	Splice plate, 2 in. (51 mm)
KIT-ODI-JT-PE	-	126.00	Contour splice plate for BD option and/or heater with pedestals, 2 in. (51 mm)
KIT-ODI-PE	-	168.00	Round pedestal kit (2), 3 in. (76 mm)
KIT-ODI-PEC	-	168.00	Square-shaped pedestal kit (2), 2 in. (51 mm)
ODI-SV-XX	-	Upon Request	Empty cabinet with length of XX mm (minimum: 154 mm, maximum: 2632 mm)
Controls			
KIT-ODI-DIS20[4]	DIS20[4]	172.00	Disconnect switch, 20A at 277V max.
KIT-ODI-DIS40[4]	DIS40[4]	211.00	Disconnect switch, 40A at 600V max.
-	HA	No Charge	Linear high-limit temperature control for high altitude (3000 ft. to 8200 ft.)
-	PM	410.00	Pneumatic relay, 20A at 600V max.
KIT-ODI-R-347	R	175.00	Single-pole relay, coil 24V, without transformer, 22A at 120V, 208V, 240V - 19A at 277V - 18A at 347V
KIT-ODI-R-600	R	182.00	Single-pole relay, coil 24V, without transformer, 10A at 600V
KIT-ODI-RT-120	RT	195.00	Single-pole relay, coil 24V, with transformer 120V/24V, 22A at 120V
KIT-ODI-RT-208	RT	195.00	Single-pole relay, coil 24V, with transformer 208V/24V, 22A at 208V
KIT-ODI-RT-240	RT	195.00	Single-pole relay, coil 24V, with transformer 240V/24V, 22A at 240V
KIT-ODI-RT-277	RT	195.00	Single-pole relay, coil 24V, with transformer 277V/24V, 19A at 277V
KIT-ODI-RT-347	RT	189.00	Single-pole relay, coil 24V, with transformer 347V/24V, 18A at 347V
KIT-ODI-RT-600[2]	RT[2]	195.00	Single-pole relay, coil 24V, with transformer 600V/24V, 10A at 600V (2-wire only)
KIT-ODI-TB6	TB6	154.00	Single-pole bi-metal thermostat: 25A at 120V, 208V, 240V, 277V - 10A at 347V, 480V, 600V
KIT-ODI-TB26[3]	TB26[3]	250.00	Double-pole bi-metal thermostat: 25A at 120V, 208V, 240V, 277V - 10A at 347V, 480V, 600V
KIT-ODI-TB6-AV	TB6AV	154.00	Single-pole bi-metal tamperproof thermostat: 25A at 120V, 208V, 240V, 277V - 10A at 347V, 480V, 600V
KIT-ODI-TB26-AV[3]	TB26AV[3]	250.00	Double-pole bi-metal tamperproof thermostat: 25A at 120V, 208V, 240V, 277V - 10A at 347V, 480V, 600V
KIT-ODI-TRIAC-347	TRIAC	77.00	Single-pole electronic relay, coil 24V, without transformer, 15A at 347V max.
KIT-ODI-TRIAC-347T	TRIACT	105.00	Single-pole electronic relay, coil 24V, with transformer, 15A at 208V, 240V, 347V
KIT-ODI-TRIAC-600	TRIAC	135.00	Single-pole electronic relay, coil 24V, without transformer, 6A at 600V max.

** For factory installed options, add the option number to the product number. See the **Product Code** section inside the front cover.*
[1] For anodized aluminum heaters, the clean back option will be fixed with visible rivets.
[2] These 2-wire relays with transformer can't supply of 3-wire low voltage thermostats.
[3] "Off" position.
[4] For the U.S. only: The nominal current of the unit must not exceed 80% of the capacity of the disconnect.

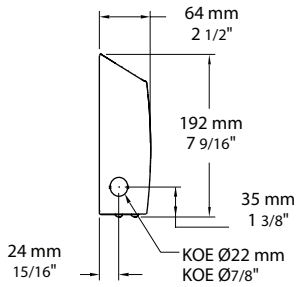

Side View

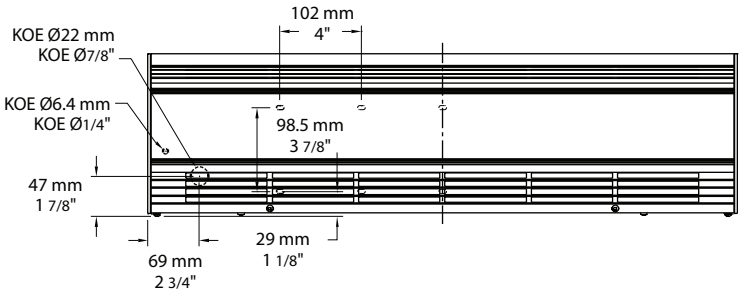

Front View

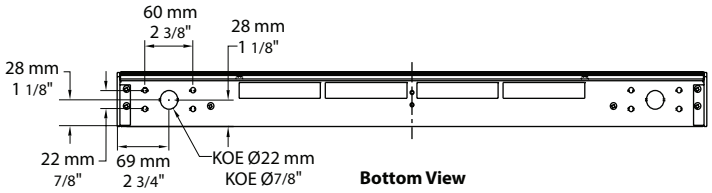

Bottom View

OCB Heavy-Duty Aluminum Draft Barrier

With bottom fresh air inlet and pedestals

Features

Color
- Standard: white, almond.
- Optional (upcharge applicable): metallic silver, bronze, metallic charcoal, aluminum, semi-gloss black, sand.
- Custom colors available upon request.

Finish
- Standard: epoxy/polyester powder paint.
- Optional: anodized aluminum.

Voltage
- 120V, 208V, 240/208V, 277V, 347V, 600V, 50/60 Hz, 1-phase.

Construction
- 14-gauge (0.0787 in. [2 mm]) aluminum front cover.
- 18-gauge satin coat steel cabinet.
- Full length built-in wireway.
- Separate low voltage wireway (-WW) available.
- Pencil-proof openings less than 1/4 in. (6.4 mm).
- Front fresh air inlet; top warm air outlet.
  - Bottom fresh air inlet available (-BAI).
- Clean back available (-BD).
- Linear high-limit temperature control with automatic reset.
- End caps included.

Heating element
- Stainless steel tubular heating element with aluminum fins.
- Floating heating elements on high-temperature nylon bushings reducing expansion noises.

Watt density
- Average standard watt density of 275W/ft.
- Average low watt density of 100W/ft., 150W/ft., 200W/ft.

Control
- Built-in thermostat available with a control knob or tamperproof (installed on the right end only).
- Mechanical, electronic or pneumatic relays available (installed on the right end only).

Ouellet highly recommends to use an electronic wall thermostat for greater comfort.

Installation
- Heater must be installed at least 3 in. (76 mm) from finished floor (for -BAI option).
- Mounting holes spaced on 1 in. (25.4 mm) intervals for ease of installation.
- Wall or floor mounted installation.
- Variety of accessories available for wall-to-wall installation.
- Pedestal kit available.

Warranty
- 3-year warranty against defects.

Application
- Commercial building, office building, hospital, daycare center, private residence.

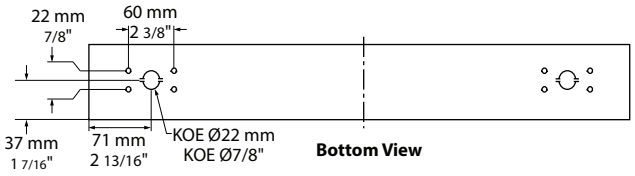

Bottom View

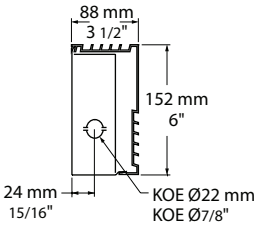

Side View

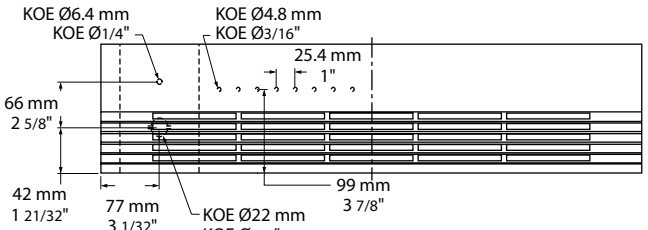

Front View

OCB

Average Standard Watt Density Models 275W/ft.

Watts	Product # 120V	208V	347V	600V	Watts 240/208V[2]	Product # 240/208V	Price	Length in.	Length mm	Weight lb	Weight kg
500	OCB0502	OCB0508	OCB0507	-	500/375	OCB0500	597.00	28	711	8.0	3.6
750	OCB0752	OCB0758	OCB0757	OCB0756	750/563	OCB0750	641.00	38	965	10.8	4.9
1000	OCB1002	OCB1008	OCB1007	OCB1006	1000/750	OCB1000	683.00	48 3/16	1224	13.7	6.2
1250	OCB1252	OCB1258	OCB1257	OCB1256	1250/938	OCB1250	735.00	57 11/16	1465	16.4	7.5
1500	OCB1502	OCB1508	OCB1507	OCB1506	1500/1125	OCB1500	790.00	66 7/16	1687	18.8	8.6
1750	-	OCB1758	OCB1757	OCB1756	1750/1313	OCB1750	851.00	75 13/16	1925	21.5	9.8
2000	-	OCB2008	OCB2007	OCB2006	2000/1500	OCB2000	914.00	84 9/16	2148	24.0	10.9
2250	-	OCB2258	OCB2257	OCB2256	2250/1688	OCB2250	988.00	93 1/2	2375	26.5	12.1
2500	-	OCB2508	OCB2507	OCB2506	2500/1875	OCB2500	1046.00	102 5/8	2606	29.1	13.2

Average Low Watt Density Models

Product #[1]	Price	Length	Weight	Average Density W/ft.	Watts	Watts 240/208V[2]	120V	208V	240/208V	347V	600V
OCB020X-711	597.00	28" (711mm)	8.0 lb (3.6 kg)	100	200	200/150	✓	✓	✓	-	-
OCB030X-711				150	300	300/225	✓	✓	✓	-	-
OCB040X-711				200	400	400/300	✓	✓	✓	✓	-
OCB030X-965	641.00	38" (965 mm)	10.8 lb (4.9 kg)	100	300	300/225	✓	✓	✓	✓	-
OCB045X-965				150	450	450/338	✓	✓	✓	✓	-
OCB060X-965				200	600	600/450	✓	✓	✓	✓	-
OCB040X-1224	683.00	48 3/16" (1224 mm)	13.7 lb (6.2 kg)	100	400	400/300	✓	✓	✓	✓	-
OCB060X-1224				150	600	600/450	✓	✓	✓	✓	-
OCB080X-1224				200	800	800/600	✓	✓	✓	✓	✓
OCB050X-1465	735.00	57 11/16" (1465 mm)	16.4 lb (7.5 kg)	100	500	500/375	✓	✓	✓	✓	-
OCB075X-1465				150	750	750/563	✓	✓	✓	✓	✓
OCB100X-1465				200	1000	1000/750	✓	✓	✓	✓	✓
OCB060X-1687	790.00	66 7/16" (1687 mm)	18.8 lb (8.6 kg)	100	600	600/450	✓	✓	✓	✓	✓
OCB090X-1687				150	900	900/675	✓	✓	✓	✓	✓
OCB120X-1687				200	1200	1200/900	✓	✓	✓	✓	✓
OCB070X-1925	851.00	75 13/16" (1925 mm)	21.5 lb (9.8 kg)	100	700	700/525	✓	✓	✓	✓	✓
OCB105X-1925				150	1050	1050/788	✓	✓	✓	✓	✓
OCB140X-1925				200	1400	1400/1050	✓	✓	✓	✓	✓
OCB080X-2148	914.00	84 9/16" (2148 mm)	24.0 lb (10.9 kg)	100	800	800/600	✓	✓	✓	✓	✓
OCB120X-2148				150	1200	1200/900	✓	✓	✓	✓	✓
OCB160X-2148				200	1600	1600/1200	✓	✓	✓	✓	✓
OCB090X-2375	988.00	93 1/2" (2375 mm)	26.5 lb (12.1 kg)	100	900	900/675	✓	✓	✓	✓	✓
OCB135X-2375				150	1350	1350/1013	-	✓	✓	✓	✓
OCB180X-2375				200	1800	1800/1350	-	✓	✓	✓	✓
OCB100X-2606	1046.00	102 5/8" (2606 mm)	29.1 lb (13.2 kg)	100	1000	1000/750	✓	✓	✓	✓	✓
OCB150X-2606				150	1500	1500/1125	-	✓	✓	✓	✓
OCB200X-2606				200	2000	2000/1500	-	✓	✓	✓	✓

[1] X = 2 (120V), 8 (208V), 0 (240/208V), 7 (347V), 6 (600V).
[2] 208V = 75% of wattage at 240V.
✓ = Available.
Add "BL" for white, "AM" for almond. Upcharge available for optional colors shown in the color chart section.
Other colors, accessories and finishes are available upon request. Please contact your customer service representative.
Other voltages available upon request.

OCB

Options

Product # Kit	Product # Factory installed*	Price	Description
Finish			
-	BAI	No Charge	Bottom fresh air inlet
-	BD[1]	+10%	Clean back
KIT-OCB-CE	-	377.00	Outside corner, 6 in. (152 mm)
KIT-OCB-CI	-	377.00	Inside corner, 6 in. (152 mm)
KIT-OCB-JT	-	87.00	Splice plate, 1 3/16 in. (30 mm)
KIT-OCB-JT-PE	-	95.00	Contour splice plate for BD option and/or heater with pedestals, 1 3/16 po (30 mm)
KIT-OCB-PE	-	128.00	Round pedestal kit (2), 3 in. (76 mm)
KIT-OCB-PEC	-	128.00	Square-shaped pedestal kit (2), 3 in. (76 mm)
OCB-SV-XX	-	Upon Request	Empty cabinet with length of XX mm (minimum: 154 mm, maximum: 2606 mm)
Controls			
KIT-OCB-DIS20[3]	DIS20[3]	172.00	Disconnect switch, 20A at 277V max.
-	PM	410.00	Pneumatic relay, 20A at 600V max.
KIT-OCB-R-347	R	175.00	Single-pole relay, coil 24V, without transformer, 22A at 120V, 208V, 240V - 19A at 277V - 18A at 347V
KIT-OCB-R-600	R	182.00	Single-pole relay, coil 24V, without transformer, 10A at 600V
KIT-OCB-RT-120	RT	195.00	Single-pole relay, coil 24V, with transformer 120V/24V, 22A at 120V
KIT-OCB-RT-208	RT	195.00	Single-pole relay, coil 24V, with transformer 208V/24V, 22A at 208V
KIT-OCB-RT-240	RT	195.00	Single-pole relay, coil 24V, with transformer 240V/24V, 22A at 240V
KIT-OCB-RT-277	RT	195.00	Single-pole relay, coil 24V, with transformer 277V/24V, 19A at 277V
KIT-OCB-RT-347	RT	189.00	Single-pole relay, coil 24V, with transformer 347V/24V, 18A at 347V
KIT-OCB-RT-600[2]	RT[2]	195.00	Single-pole relay, coil 24V, with transformer 600V/24V, 10A at 600V (2-wire only)
KIT-OCB-T	T	137.00	Single-pole thermostat: 30A at 120V, 208V, 240V - 15A at 277V, 347V, 600V
KIT-OCB-T2[4]	T2[4]	228.00	Double-pole thermostat: 30A at 120, 208V, 240V - 15A at 277V, 347V, 600V
KIT-OCB-T-AV	TAV	137.00	Single-pole tamperproof thermostat: 30A at 120V, 208V, 240V - 15A at 277V, 347V, 600V
KIT-OCB-T2-AV[4]	T2AV[4]	228.00	Double-pole tamperproof thermostat: 30A at 120, 208V, 240V - 15A at 277V, 347V, 600V
KIT-OCB-TRIAC-347	TRIAC	77.00	Single-pole electronic relay, coil 24V, without transformer, 15A at 347V max.
KIT-OCB-TRIAC-347T	TRIACT	105.00	Single-pole electronic relay, coil 24V, with transformer, 15A at 208V, 240V, 347V
KIT-OCB-TRIAC-600	TRIAC	135.00	Single-pole electronic relay, coil 24V, without transformer, 6A at 600V max.
-	WW	46.00	24V wireway

** For factory installed options, add the option number to the product number. See the **Product Code** section inside the front cover.*
[1] For anodized aluminum heaters, the clean back option will be fixed with visible rivets.
[2] These 2-wire relays with transformer can't supply of 3-wire low voltage thermostats.
[3] For the U.S. only: The nominal current of the unit must not exceed 80% of the capacity of the disconnect.
[4] "Off" position.

ODBA Steel Draft Barrier
ODIA Steel Sloped Top Draft Barrier

With bottom fresh air inlet and pedestals

ODBA

With bottom fresh air inlet and pedestals

ODIA

1

2

3



4

5

Features

Color
- Standard: white, almond.
- Optional (upcharge applicable): metallic silver, bronze, metallic charcoal, aluminum, semi-gloss black, sand.
- Custom colors available upon request.

Finish
- Standard: epoxy/polyester powder paint.

Voltage
- 120V, 208V, 240V/208V, 277V, 347V, 600V, 50/60 Hz, 1-phase.

Construction
- 16-gauge steel front cover. 1
- 18-gauge satin coat steel cabinet.
- Screw assembly for added strength.
- Full length built-in wireway.
- Front fresh air inlet; top warm air outlet. 2
  - Bottom fresh air inlet available (-BAI).
- Clean back available (-BD).
- Linear high-limit temperature control with automatic reset. High altitude version available (-HA).
- End caps included. 3

Heating element
- Stainless steel tubular heating element with aluminum fins.
- Floating heating element on high-temperature nylon bushings reducing expansion noises. 4

Watt density
- Average standard watt density of 275W/ft.
- Average low watt density of 100W/ft., 150W/ft., 200W/ft.

Control
- Built-in thermostat available with a control knob or tamperproof.
- Mechanical, electronic or pneumatic relays available (installed on the right end only).

Ouellet highly recommends to use an electronic wall thermostat for greater comfort.

Installation
- Heater must be installed at least 2 in. (51 mm) from finished floor (for -BAI option).
- Mounting holes spaced on 4 in. (102 mm) intervals for ease of installation.
- Wall or floor mounted installation.
- Variety of accessories available for wall-to-wall installation.
- Pedestal kit available. 5

Warranty
- 3-year warranty against defects.

Application
- Commercial building, office building, hospital, daycare center, private residence.

ODBA Steel Draft Barrier

With bottom fresh air inlet and pedestals

Average Standard Density Models 275W/ft.[1]

Watts	Product # 120V	208V	347V	600V	Watts 240/208V[2]	Product # 240/208V	Price	Length in.	mm	Weight lb	kg
500	ODBA0502	ODBA0508	ODBA0507	-	500/375	ODBA0500	383.00	28 7/8	733	10.5	4.8
750	ODBA0752	ODBA0758	ODBA0757	ODBA0756	750/563	ODBA0750	435.00	38 7/8	987	12.7	5.8
1000	ODBA1002	ODBA1008	ODBA1007	ODBA1006	1000/750	ODBA1000	497.00	49 1/8	1248	14.9	6.8
1250	ODBA1252	ODBA1258	ODBA1257	ODBA1256	1250/938	ODBA1250	559.00	58 5/8	1489	17.0	7.7
1500	ODBA1502	ODBA1508	ODBA1507	ODBA1506	1500/1125	ODBA1500	642.00	67 5/16	1710	18.8	8.5
1750	-	ODBA1758	ODBA1757	ODBA1756	1750/1313	ODBA1750	734.00	76 5/8	1947	20.8	9.4
2000	-	ODBA2008	ODBA2007	ODBA2006	2000/1500	ODBA2000	825.00	85 7/16	2170	22.7	10.3
2250	-	ODBA2258	ODBA2257	ODBA2256	2250/1688	ODBA2250	937.00	94 5/16	2395	24.6	11.2
2500	-	ODBA2508	ODBA2507	ODBA2506	2500/1875	ODBA2500	1066.00	103 7/16	2627	26.6	12.1

Average Low Watt Density Models

Product #[3]	Price	Length	Weight	Average Density W/ft.	Watts	Watts 240/208V[2]	120V	208V	240/208V	347V	600V
ODBA020X-733	383.00	28 7/8" (733 mm)	10.5 lb (4.8 kg)	100	200	200/150	✓	✓	✓	-	-
ODBA030X-733				150	300	300/225	✓	✓	✓	-	-
ODBA040X-733[1]				200	400	400/300	✓	✓	✓	✓	-
ODBA030X-987	435.00	38 7/8" (987 mm)	12.7 lb (5.8kg)	100	300	300/225	✓	✓	✓	✓	-
ODBA045X-987				150	450	450/338	✓	✓	✓	✓	-
ODBA060X-987[1]				200	600	600/450	✓	✓	✓	✓	-
ODBA040X-1248	497.00	49 1/8" (1248 mm)	14.9 lb (6.8 kg)	100	400	400/300	✓	✓	✓	✓	-
ODBA060X-1248				150	600	600/450	✓	✓	✓	✓	-
ODBA080X-1248[1]				200	800	800/600	✓	✓	✓	✓	✓
ODBA050X-1489	559.00	58 5/8" (1489 mm)	17.0 lb (7.7 kg)	100	500	500/375	✓	✓	✓	✓	-
ODBA075X-1489				150	750	750/563	✓	✓	✓	✓	✓
ODBA100X-1489[1]				200	1000	1000/750	✓	✓	✓	✓	✓
ODBA060X-1710	642.00	67 5/16" (1710 mm)	18.8 lb (8.5 kg)	100	600	600/450	✓	✓	✓	✓	✓
ODBA090X-1710				150	900	900/675	✓	✓	✓	✓	✓
ODBA120X-1710[1]				200	1200	1200/900	✓	✓	✓	✓	✓
ODBA070X-1947	734.00	76 5/8" (1947 mm)	20.8 lb (9.4 kg)	100	700	700/525	✓	✓	✓	✓	✓
ODBA105X-1947				150	1050	1050/788	✓	✓	✓	✓	✓
ODBA140X-1947[1]				200	1400	1400/1050	✓	✓	✓	✓	✓
ODBA080X-2170	825.00	85 7/16" (2170 mm)	22.7 lb (10.3 kg)	100	800	800/600	✓	✓	✓	✓	✓
ODBA120X-2170				150	1200	1200/900	✓	✓	✓	✓	✓
ODBA160X-2170[1]				200	1600	1600/1200	-	✓	✓	✓	✓
ODBA090X-2395	937.00	94 5/16" (2395 mm)	24.6 lb (11.2 kg)	100	900	900/675	✓	✓	✓	✓	✓
ODBA135X-2395				150	1350	1350/1013	-	✓	✓	✓	✓
ODBA180X-2395[1]				200	1800	1800/1350	-	✓	✓	✓	✓
ODBA100X-2627	1066.00	103 7/16" (2627 mm)	26.6 lb (12.2 kg)	100	1000	1000/750	✓	✓	✓	✓	✓
ODBA150X-2627				150	1500	1500/1125	-	✓	✓	✓	✓
ODBA200X-2627[1]				200	2000	2000/1500	-	✓	✓	✓	✓
ODBA225X-2627[1]				200	2250	2250/1688	-	✓	✓	✓	✓

[1] Not for residential use in the United States.
[2] 208V = 75% of wattage at 240V.
[3] X = 2 (120V), 8 (208V), 0 (240/208V), 7 (347V), 6 (600V).
✓ = Available.
Add "BL" for white, "AM" for almond. Upcharge available for optional colors shown in the color chart section.
Other colors, accessories and finishes are available upon request. Please contact your customer service representative.
Other voltages available upon request.

ODBA

Options

Product # Kit	Product # Factory installed*	Price	Description
Finish			
-	BAI	No Charge	Bottom fresh air inlet
-	BD	+10%	Clean back
KIT-ODBA-CE	-	362.00	Outside corner, 4 in. (102 mm)
KIT-ODBA-CI	-	362.00	Inside corner, 4 in. (102 mm)
KIT-ODBA-JT	-	108.00	Splice plate, 2 in. (51 mm)
KIT-ODBA-JT-PE	-	120.00	Contour splice plate for BD option and/or heater with pedestals, 2 in. (51 mm)
KIT-ODBA-PE	-	155.00	Round pedestal kit (2), 3 in. (76 mm)
KIT-ODBA-PEC	-	155.00	Square-shaped pedestal kit (2), 2 in. (51 mm)
ODBA-SV-XX	-	Upon Request	Empty cabinet length of XX mm (minimum: 154 mm, maximum: 2625 mm)
Controls			
KIT-ODBA-DIS20[3]	DIS20[3]	172.00	Disconnect switch, 20A at 277V max.
KIT-ODBA-DIS40[3]	DIS40[3]	211.00	Disconnect switch, 40A at 600V max.
-	HA	No Charge	Linear high-limit temperature control for high altitude (3000 ft. to 8200 ft.)
-	PM	410.00	Pneumatic relay, 20A at 600V max.
KIT-ODBA-R-347	R	175.00	Single-pole relay, coil 24V, without transformer, 22A at 120V, 208V, 240V - 19A at 277V - 18A at 347V
KIT-ODBA-R-600	R	182.00	Single-pole relay, coil 24V, without transformer, 10A at 600V
KIT-ODBA-RT-120	RT	195.00	Single-pole relay, coil 24V, with transformer 120V/24V, 22A at 120V
KIT-ODBA-RT-208	RT	195.00	Single-pole relay, coil 24V, with transformer 208V/24V, 22A at 208V
KIT-ODBA-RT-240	RT	195.00	Single-pole relay, coil 24V, with transformer 240V/24V, 22A at 240V
KIT-ODBA-RT-277	RT	195.00	Single-pole relay, coil 24V, with transformer 277V/24V, 19A at 277V
KIT-ODBA-RT-347	RT	189.00	Single-pole relay, coil 24V, with transformer 347V/24V, 18A at 347V
KIT-ODBA-RT-600[1]	RT[1]	195.00	Single-pole relay, coil 24V, with transformer 600V/24V, 10A at 600V (2-wire only)
KIT-ODBA-TB6	TB6	154.00	Single-pole bi-metal thermostat: 25A at 120V, 208V, 240V, 277V - 10A at 347V, 480V, 600V
KIT-ODBA-TB26[2]	TB26[2]	250.00	Double-pole bi-metal thermostat: 25A at 120V, 208V, 240V, 277V - 10A at 347V, 480V, 600V
KIT-ODBA-TB6-AV	TB6AV	154.00	Single-pole bi-metal tamperproof thermostat: 25A at 120V, 208V, 240V, 277V - 10A at 347V, 480V, 600V
KIT-ODBA-TB26-AV[2]	TB26AV[2]	250.00	Double-pole bi-metal tamperproof thermostat: 25A at 120V, 208V, 240V, 277V - 10A at 347V, 480V, 600V
KIT-ODBA-TRIAC-347	TRIAC	77.00	Single-pole electronic relay, coil 24V, without transformer, 15A max. at 347V max.
KIT-ODBA-TRIAC-347T	TRIACT	105.00	Single-pole electronic relay, coil 24V, with transformer, 15A at 208V, 240V, 347V
KIT-ODBA-TRIAC-600	TRIAC	135.00	Single-pole electronic relay, coil 24V, without transformer, 6A at 600V max.

** For factory installed options, add the option number to the product number. See the **Product Code** section inside the front cover.*
[1] These 2-wire relays with transformer can't supply of 3-wire low voltage thermostats.
[2] "Off" position.
[3] For the U.S. only: The nominal current of the unit must not exceed 80% of the capacity of the disconnect.

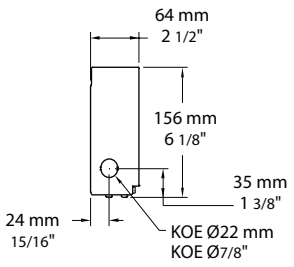

Side View

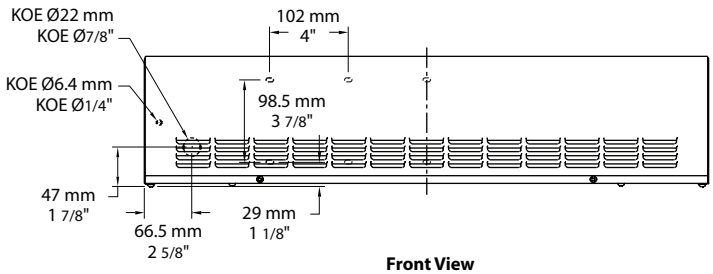

Front View

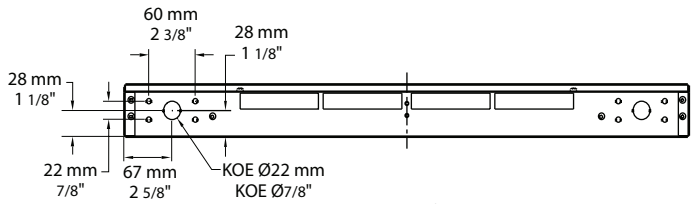

Bottom View

ODIA Steel Sloped Top Draft Barrier

With bottom fresh air inlet and pedestals

Average Standard Watt Density Models 275W/ft.[1]

Watts	Product # 120V	208V	347V	600V	Watts 240/208V[2]	Product # 240/208V	Price	Length in.	mm	Weight lb	kg
500	ODIA0502	ODIA0508	ODIA0507	-	500/375	ODIA0500	383.00	28 7/8	733	11.6	5.3
750	ODIA0752	ODIA0758	ODIA0757	ODIA0756	750/563	ODIA0750	435.00	38 7/8	987	15.1	6.9
1000	ODIA1002	ODIA1008	ODIA1007	ODIA1006	1000/750	ODIA1000	497.00	49 1/8	1248	18.7	8.5
1250	ODIA1252	ODIA1258	ODIA1257	ODIA1256	1250/938	ODIA1250	559.00	58 5/8	1489	22.0	10.0
1500	ODIA1502	ODIA1508	ODIA1507	ODIA1506	1500/1125	ODIA1500	642.00	67 5/16	1710	25.0	11.4
1750	-	ODIA1758	ODIA1757	ODIA1756	1750/1313	ODIA1750	734.00	76 5/8	1947	28.3	12.8
2000	-	ODIA2008	ODIA2007	ODIA2006	2000/1500	ODIA2000	825.00	85 7/16	2170	31.3	14.2
2250	-	ODIA2258	ODIA2257	ODIA2256	2250/1688	ODIA2250	937.00	94 5/16	2395	34.4	15.6
2500	-	ODIA2508	ODIA2507	ODIA2506	2500/1875	ODIA2500	936.00	103 7/16	2627	37.6	17.1

Average Low Watt Density Models

Product #[3]	Price	Length	Weight	Average Density W/ft.	Watts	Watts 240/208V[2]	120V	208V	240/208V	347V	600V
ODIA020X-733	383.00	28 7/8" (733 mm)	11.6 lb (5.3 kg)	100	200	200/150	✓	✓	✓	-	-
ODIA030X-733				150	300	300/225	✓	✓	✓	-	-
ODIA040X-733[1]				200	400	400/300	✓	✓	✓	✓	-
ODIA030X-987	435.00	38 7/8" (987 mm)	15.1 lb (6.9 kg)	100	300	300/225	✓	✓	✓	✓	-
ODIA045X-987				150	450	450/338	✓	✓	✓	✓	-
ODIA060X-987[1]				200	600	600/450	✓	✓	✓	✓	-
ODIA040X-1248	497.00	49 1/8" (1248 mm)	18.7 lb (8.5 kg)	100	400	400/300	✓	✓	✓	✓	-
ODIA060X-1248				150	600	600/450	✓	✓	✓	✓	-
ODIA080X-1248[1]				200	800	800/600	✓	✓	✓	✓	✓
ODIA050X-1489	559.00	58 5/8" (1489 mm)	22.0 lb (10.0 kg)	100	500	500/375	✓	✓	✓	✓	-
ODIA075X-1489				150	750	750/563	✓	✓	✓	✓	✓
ODIA100X-1489[1]				200	1000	1000/750	✓	✓	✓	✓	✓
ODIA060X-1710	642.00	67 5/16" (1710 mm)	25.0 lb (11.4 kg)	100	600	600/450	✓	✓	✓	✓	✓
ODIA090X-1710				150	900	900/675	✓	✓	✓	✓	✓
ODIA120X-1710[1]				200	1200	1200/900	✓	✓	✓	✓	✓
ODIA070X-1947	734.00	76 5/8" (1947 mm)	28.3 lb (12.8 kg)	100	700	700/525	✓	✓	✓	✓	✓
ODIA105X-1947				150	1050	1050/788	✓	✓	✓	✓	✓
ODIA140X-1947[1]				200	1400	1400/1050	✓	✓	✓	✓	✓
ODIA080X-2170	825.00	85 7/16" (2170 mm)	31.3 lb (14.2 kg)	100	800	800/600	✓	✓	✓	✓	✓
ODIA120X-2170				150	1200	1200/900	✓	✓	✓	✓	✓
ODIA160X-2170[1]				200	1600	1600/1200	✓	✓	✓	✓	✓
ODIA090X-2395	937.00	94 5/16" (2395 mm)	34.4 lb (15.6 kg)	100	900	900/675	✓	✓	✓	✓	✓
ODIA135X-2395				150	1350	1350/1013	-	✓	✓	✓	✓
ODIA180X-2395[1]				200	1800	1800/1350	-	✓	✓	✓	✓
ODIA100X-2627	936.00	103 7/16" (2627 mm)	37.6 lb (17.6 kg)	100	1000	1000/750	✓	✓	✓	✓	✓
ODIA150X-2627				150	1500	1500/1125	-	✓	✓	✓	✓
ODIA200X-2627[1]				200	2000	2000/1500	-	✓	✓	✓	✓
ODIA225X-2627[1]				200	2250	2250/1688	-	✓	✓	✓	✓

[1] Not for residential use in the United States.
[2] 208V = 75% of wattage at 240V.
[3] X = 2 (120V), 8 (208V), 0 (240/208V), 7 (347V), 6 (600V).
✓ = Available.
Add "BL" for white, "AM" for almond. Upcharge available for optional colors shown in the color chart section.
Other colors, accessories and finishes are available upon request. Please contact your customer service representative.
Other voltages available upon request.

Options

Product # Kit	Product # Factory installed*	Price	Description
Finish			
-	BAI	No Charge	Bottom fresh air inlet
-	BD	+10%	Clean back
KIT-ODIA-CE	-	362.00	Outside corner, 4 in. (102 mm)
KIT-ODIA-CI	-	362.00	Inside corner, 4 in. (102 mm)
KIT-ODIA-JT	-	108.00	Splice plate, 2 in. (51 mm)
KIT-ODIA-JT-PE	-	120.00	Contour splice plate for BD option and/or heater with pedestals, 2 in. (51 mm)
KIT-ODIA-PE	-	155.00	Round pedestal kit (2), 3 in. (76 mm)
KIT-ODIA-PEC	-	155.00	Square-shaped pedestal kit (2), 2 in. (51 mm)
ODIA-SV-XX	-	Upon Request	Empty cabinet length of XX mm (minimum: 154 mm, maximum: 2625 mm)
Controls			
KIT-ODIA-DIS20[3]	DIS20[3]	172.00	Disconnect switch, 20A at 277V max.
KIT-ODIA-DIS40[3]	DIS40[3]	211.00	Disconnect switch, 40A at 600V max.
-	HA	No Charge	Linear high limit temperature control for high altitude (3000 ft. to 8200 ft.)
-	PM	410.00	Pneumatic relay, 20A at 600V max.
KIT-ODIA-R-347	R	175.00	Single-pole relay, coil 24V, without transformer, 22A at 120V, 208V, 240V - 19A at 277V - 18A at 347V
KIT-ODIA-R-600	R	182.00	Single-pole relay, coil 24V, without transformer, 10A at 600V
KIT-ODIA-RT-120	RT	195.00	Single-pole relay, coil 24V, with transformer 120V/24V, 22A at 120V
KIT-ODIA-RT-208	RT	195.00	Single-pole relay, coil 24V, with transformer 208V/24V, 22A at 208V
KIT-ODIA-RT-240	RT	195.00	Single-pole relay, coil 24V, with transformer 240V/24V, 22A at 240V
KIT-ODIA-RT-277	RT	195.00	Single-pole relay, coil 24V, with transformer 277V/24V, 19A at 277V
KIT-ODIA-RT-347	RT	189.00	Single-pole relay, coil 24V, with transformer 347V/24V, 18A at 347V
KIT-ODIA-RT-600[1]	RT[1]	195.00	Single-pole relay, coil 24V, with transformer 600V/24V, 10A at 600V (2-wire only)
KIT-ODIA-TB6	TB6	154.00	Single-pole bi-metal thermostat: 25A at 120V, 208V, 240V, 277V - 10A at 347V, 480V, 600V
KIT-ODIA-TB26[2]	TB26[2]	250.00	Double-pole bi-metal thermostat: 25A at 120V, 208V, 240V, 277V - 10A at 347V, 480V, 600V
KIT-ODIA-TB6-AV	TB6AV	154.00	Single-pole bi-metal tamperproof thermostat: 25A at 120V, 208V, 240V, 277V - 10A at 347V, 480V, 600V
KIT-ODIA-TB26-AV[2]	TB26AV[2]	250.00	Double-pole bi-metal tamperproof thermostat: 25A at 120V, 208V, 240V, 277V - 10A at 347V, 480V, 600V
KIT-ODIA-TRIAC-347	TRIAC	77.00	Single-pole electronic relay, coil 24V, without transformer, 15A at 347V max.
KIT-ODIA-TRIAC-347T	TRIACT	105.00	Single-pole electronic relay, coil 24V, with transformer, 15A at 208V, 240V, 347V
KIT-ODIA-TRIAC-600	TRIAC	135.00	Single-pole electronic relay, coil 24V, without transformer, 6A at 600V max.

** For factory installed options, add the option number to the product number. See the **Product Code** section inside the front cover.*
[1] These 2-wire relays with transformer can't supply of 3-wire low voltage thermostats.
[2] "Off" position.
[3] For the U.S. only: The nominal current of the unit must not exceed 80% of the capacity of the disconnect.

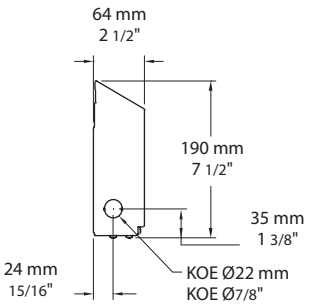

Side View

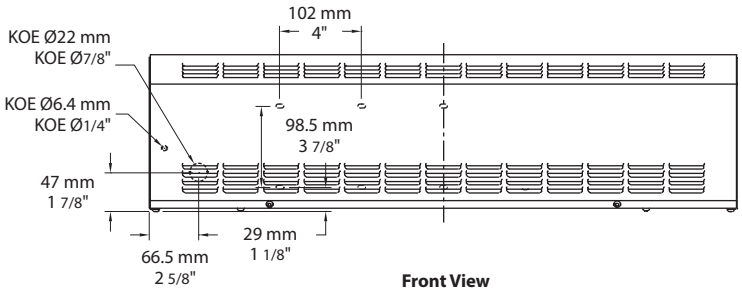

Front View

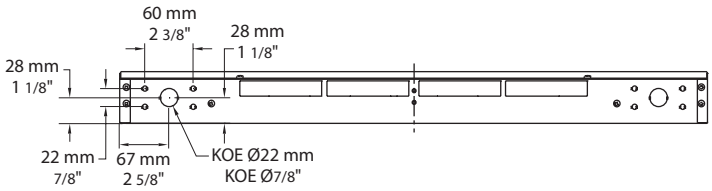

Bottom View

OPR Heavy-Duty Steel Baseboard Heater

With pedestals

Features

Color
- Standard: white, almond.
- Optional (upcharge applicable): metallic silver, bronze, metallic charcoal, aluminum, semi-gloss black, sand.
- Custom colors available upon request.

Finish
- Standard: epoxy/polyester powder paint.

Voltage
- 120V, 208V, 240/208V, 277V, 347V, 600V, 1-phase.

Construction
- 16-gauge steel front.
- 18-gauge steel cabinet.
- Full length built-in wireway.
- Interior parts protected by a louvre grille.
- Pencil-proof openings less than 1/4 in. (6.4 mm).
- Clean back available (-BD).
- Linear high-limit temperature control with automatic reset.

Heating element
- Stainless steel tubular heating element with aluminum fins.
- Floating heating element on high-temperature nylon bushings reducing expansion noises.

Watt density
- Average standard watt density of 275W/ft.
- Average low watt density of 100W/ft., 150W/ft., 200W/ft.

Control
- Built-in thermostat available with a control knob or tamperproof (installed on the left end only).
- Mechanical or electronic relays available (installed on the left end only).

Ouellet highly recommends to use an electronic wall thermostat for greater comfort.

Installation
- Wall or floor mounted installation.
- Mounting holes spaced at 2 in. (51 mm) intervals for ease of installation.
- Variety of accessories available for wall-to-wall installation.
- Pedestal kit available.

Warranty
- 3-year warranty against defects.

Application
- Commercial building, office building, hospital, daycare center, private residence, penal institution.

OPR

Average Standard Watt Density Models 275W/ft.

Watts	Product # 120V	208V	347V	600V	Watts 240/208V[1]	Product # 240/208V	Price	Length in.	mm	Weight lb	kg
300	OPR0302	OPR0308	-	-	300/225	OPR0300	370.00	20 9/16	522	10.4	4.7
500	OPR0502	OPR0508	OPR0507	-	500/375	OPR0500	450.00	25 1/2	647	14.0	6.4
750	OPR0752	OPR0758	OPR0757	OPR0756	750/563	OPR0750	513.00	35 1/2	901	20.0	9.1
1000	OPR1002	OPR1008	OPR1007	OPR1006	1000/750	OPR1000	582.00	45 3/4	1162	26.0	11.8
1250	OPR1252	OPR1258	OPR1257	OPR1256	1250/938	OPR1250	663.00	55 1/4	1403	32.0	14.6
1500	OPR1502	OPR1508	OPR1507	OPR1506	1500/1125	OPR1500	756.00	63 15/16	1624	37.0	16.8
1750	-	OPR1758	OPR1757	OPR1756	1750/1313	OPR1750	853.00	73 1/4	1861	43.0	19.6
2000	-	OPR2008	OPR2007	OPR2006	2000/1500	OPR2000	974.00	82 1/16	2084	47.5	21.6
2250	-	OPR2258	OPR2257	OPR2256	2250/1688	OPR2250	1105.00	90 15/16	2309	53.5	24.3
2500	-	OPR2508	OPR2507	OPR2506	2500/1875	OPR2500	1257.00	100	2541	58.4	26.6

Average Low Watt Density Models

Product #[2]	Price	Length	Weight	Average Density W/ft.	Watts	Watts 240/208V[1]	120V	208V	240/208V	347V	600V
OPR020X-647	450.00	25 1/2" (647mm)	14.0 lb (6.4 kg)	100	200	200/150	✓	✓	✓	-	-
OPR030X-647				150	300	300/225	✓	✓	✓	-	-
OPR040X-647				200	400	400/300	✓	✓	✓	✓	-
OPR030X-901	513.00	35 1/2" (901 mm)	20.0 lb (9.1 kg)	100	300	300/225	✓	✓	✓	✓	-
OPR045X-901				150	450	450/338	✓	✓	✓	✓	-
OPR060X-901				200	600	600/450	✓	✓	✓	✓	-
OPR040X-1162	582.00	45 3/4" (1162 mm)	26.0 lb (11.8 kg)	100	400	400/300	✓	✓	✓	✓	-
OPR060X-1162				150	600	600/450	✓	✓	✓	✓	-
OPR080X-1162				200	800	800/600	✓	✓	✓	✓	✓
OPR050X-1403	663.00	55 1/4" (1403 mm)	32.0 lb (14.6 kg)	100	500	500/375	✓	✓	✓	✓	-
OPR075X-1403				150	750	750/563	✓	✓	✓	✓	✓
OPR100X-1403				200	1000	1000/750	✓	✓	✓	✓	✓
OPR060X-1624	756.00	63 15/16" (1624 mm)	37.0 lb (16.8 kg)	100	600	600/450	✓	✓	✓	✓	✓
OPR090X-1624				150	900	900/675	✓	✓	✓	✓	✓
OPR120X-1624				200	1200	1200/900	✓	✓	✓	✓	✓
OPR070X-1861	853.00	73 1/4" (1861 mm)	43.0 lb (19.6 kg)	100	700	700/525	✓	✓	✓	✓	✓
OPR105X-1861				150	1050	1050/788	✓	✓	✓	✓	✓
OPR140X-1861				200	1400	1400/1050	✓	✓	✓	✓	✓
OPR080X-2084	974.00	82 1/16" (2084 mm)	47.5 lb (21.6 kg)	100	800	800/600	✓	✓	✓	✓	✓
OPR120X-2084				150	1200	1200/900	✓	✓	✓	✓	✓
OPR160X-2084				200	1600	1600/1200	✓	✓	✓	✓	✓
OPR090X-2309	1105.00	90 15/16" (2309 mm)	53.5 lb (24.3 kg)	100	900	900/675	✓	✓	✓	✓	✓
OPR135X-2309				150	1350	1350/1013	-	✓	✓	✓	✓
OPR180X-2309				200	1800	1800/1350	-	✓	✓	✓	✓
OPR100X-2541	1257.00	100" (2541 mm)	58.4 lb (26.6 kg)	100	1000	1000/750	✓	✓	✓	✓	✓
OPR150X-2541				150	1500	1500/1125	-	✓	✓	✓	✓
OPR200X-2541				200	2000	2000/1500	-	✓	✓	✓	✓

[1] 208V = 75% of wattage at 240V.
[2] X = 2 (120V), 8 (208V), 0 (240/208V), 7 (347V), 6 (600V).
✓ = Available.
Add "BL" for white, "AM" for almond. Upcharge available for optional colors shown in the color chart section.
Other colors, accessories and finishes are available upon request. Please contact your customer service representative.
Other voltages available upon request.

OPR

Options

Product # Kit	Product # Factory installed*	Price	Description
Finish			
-	BD	+10%	Clean back
KIT-OPR-BR	-	133.00	Relay section, 5 in. (127 mm)
KIT-OPR-CE	-	381.00	Outside corner, 5 in. (127 mm)
KIT-OPR-CI	-	381.00	Inside corner, 5 in. (127 mm)
KIT-OPR-JT	-	97.00	Splice plate, 3 1/8 in. (80 mm)
KIT-OPR-PE	-	140.00	Round pedestal kit (2), 3 in. (76 mm)
KIT-OPR-PEC	-	140.00	Square-shaped pedestal kit (2), 3 in. (76 mm)
OPR-SV-XX	-	Upon Request	Empty cabinet length of XX mm (minimum: 154 mm, maximum: 2541 mm)
Controls			
KIT-OPR-R-347	R	175.00	Single-pole relay, coil 24V, without transformer, 22A at 120V, 208V, 240V - 19A at 277V - 18A at 347V
KIT-OPR-R-600	R	182.00	Single-pole relay, coil 24V, without transformer, 10A at 600V
KIT-OPR-RT-120	RT	195.00	Single-pole relay, coil 24V, with transformer 120V/24V, 22A at 120V
KIT-OPR-RT-208	RT	195.00	Single-pole relay, coil 24V, with transformer 208V/24V, 22A at 208V
KIT-OPR-RT-240	RT	195.00	Single-pole relay, coil 24V, with transformer 240V/24V, 22A at 240V
KIT-OPR-RT-277	RT	195.00	Single-pole relay, coil 24V, with transformer 277V/24V, 19A at 277V
KIT-OPR-RT-347	RT	189.00	Single-pole relay, coil 24V, with transformer 347V/24V, 18A at 347V
KIT-OPR-RT-600[1]	RT[1]	195.00	Single-pole relay, coil 24V, with transformer 600V/24V, 10A at 600V (2-wire only)
KIT-OPR-T	T	137.00	Single-pole thermostat: 30A at 120V, 208V, 240V - 15A at 277V, 347V, 600V
KIT-OPR-T2[2]	T2[2]	228.00	Double-pole thermostat: 30A at 120V, 208V, 240V - 15A at 277V, 347V, 600V
KIT-OPR-T-AV	TAV	137.00	Single-pole tamperproof thermostat: 30A at 120V, 208V, 240V - 15A at 277V, 347V, 600V
KIT-OPR-T2-AV[2]	T2AV[2]	228.00	Double-pole tamperproof thermostat: 30A at 120V, 208V, 240V - 15A at 277V, 347V, 600V
KIT-OPR-TRIAC-347	TRIAC	77.00	Single-pole electronic relay, coil 24V, without transformer, 15A at 347V max.
KIT-OPR-TRIAC-347T	TRIACT	105.00	Single-pole electronic relay, coil 24V, with transformer, 15A at 208V, 240V, 347V
KIT-OPR-TRIAC-600	TRIAC	135.00	Single-pole electronic relay, coil 24V, without transformer, 6A at 600V max.

** For factory installed options, add the option number to the product number. See the **Product Code** section inside the front cover.*
[1] These 2-wire relays with transformer can't supply of 3-wire low voltage thermostats.
[2] "Off" position.

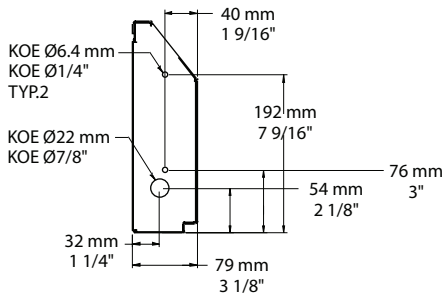

Side View

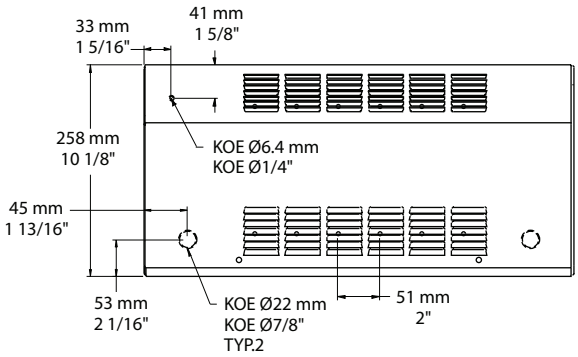

Front View

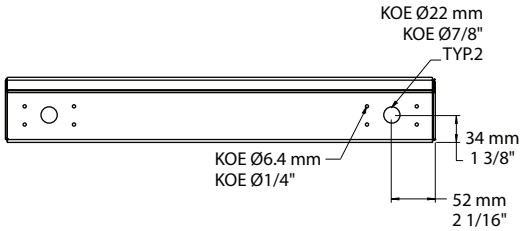

Bottom View

OPA Architectural Cabinet Convector
OPI Architectural Sloped Top Cabinet Convector

OPA

OPI

1

2



3

4

5

Features

Color
- Standard: white, almond.
- Optional (upcharge applicable): metallic silver, bronze, metallic charcoal, aluminum, semi-gloss black, sand.
- Custom colors available upon request.

Finish
- Standard: epoxy/polyester powder paint.

Voltage
- 208V, 240/208V, 277V, 347V, 600V, 1 phase.

Construction
- 20-gauge steel cabinet.
- 16-gauge steel front cover. 1
- Extruded aluminum bar grilles prevent insertion of foreign objects. 2
- Clean back available (-BD).
- Linear high-limit temperature control with automatic reset.

Heating element
- Two stainless steel tubular heating elements with aluminum fins. 3
- Floating elements on high-temperature nylon bushings reducing expansion noises. 4

Watt density
- Average standard watt density of 500W/ft.
- Average low watt density of 375W/ft.

Control
- Built-in tamperproof thermostat available.
- Mechanical, electronic or pneumatic relays available.

Ouellet highly recommends use of an electronic wall thermostat for greater comfort.

Installation
- Not for residential use in the United States.
- Wall or floor mounted installation.
- Mounting holes spaced on 2 in. (51 mm) intervals for ease of installation.
- Variety of accessories available for wall-to-wall installation.
- Pedestal kit or sub-base available. 5

Warranty
- 3-year warranty against defects.

Application
- Commercial building, office building, hospital, daycare center.

OPA Features

Construction
- Front fresh air inlet; top warm air outlet.
  - Front warm air outlet available (-FR).

Installation
- Front outlet -FR models may be recessed.

OPI Features

Construction
- Front fresh air inlet; top warm air outlet.

OPA Architectural Cabinet Convector

Average Standard Watt Density Models 500W/ft.

Watts	Product # 208V	347V	600V	Watts 240/208V[2]	Product # 240/208V	Price	Length in.	mm	Weight lb	kg
1000	OPA1008	OPA1007	OPA1006	1000/750	OPA1000	838.00	27 3/16	690	30.0	13.6
1500	OPA1508	OPA1507	OPA1506	1500/1125	OPA1500	969.00	37 3/16	944	46.0	20.9
2000	OPA2008	OPA2007	OPA2006	2000/1500	OPA2000	1135.00	47 3/16	1198	57.0	25.9
2500	OPA2508	OPA2507	OPA2506	2500/1875	OPA2500	1314.00	57 3/16	1452	66.0	29.9
3000	OPA3008	OPA3007	OPA3006	3000/2250	OPA3000	1536.00	65 3/16	1655	75.0	34.0
3500	OPA3508[1]	OPA3507	OPA3506	3500/2625	OPA3500	1783.00	75 3/16	1909	80.0	36.3
4000	OPA4008[1]	OPA4007	OPA4006[1]	4000/3000	OPA4000[1]	2075.00	83 1/8	2112	89.0	40.4

Average Low Watt Density Models 375W/ft.

Watts	Product # 208V	240V	347V	600V	Price	Length in.	mm	Weight lb	kg
800	OPA0808-690	OPA0800-690	OPA0807-690	OPA0806-690	838.00	27 3/16	690	30.0	13.6
1000	OPA1008-944	OPA1000-944	OPA1007-944	OPA1006-944	969.00	37 3/16	944	46.0	20.9
1500	OPA1508-1198	OPA1500-1198	OPA1507-1198	OPA1506-1198	1135.00	47 3/16	1198	57.0	25.9
1750	OPA1758-1452	OPA1750-1452	OPA1757-1452	OPA1756-1452	1314.00	57 3/16	1452	66.0	29.9
2000	OPA2008-1655	OPA2000-1655	OPA2007-1655	OPA2006-1655	153600	65 3/16	1655	75.0	34.0
2500	OPA2508-2112	OPA2500-2112	OPA2507-2112	OPA2506-2112	2075.00	83 1/8	2112	89.0	40.4
2750	OPA2758-2112	OPA2750-2112	OPA2757-2112	OPA2756-2112	2075.00	83 1/8	2112	89.0	40.4

[1] If the control option "24V electronic relay" is required, these products need two electronic relays.
[2] 208V = 75% of wattage at 240V.
Add "BL" for white, "AM" for almond. Upcharge available for optional colors shown in the color chart section.
Other colors, accessories and finishes are available upon request. Please contact your customer service representative.
Other voltages available upon request.
Other low watt density models available upon request.

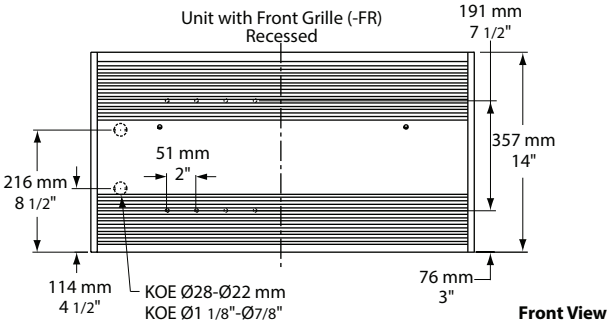

Front View

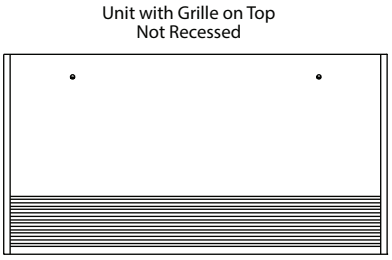

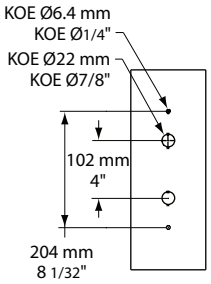

Right Side View

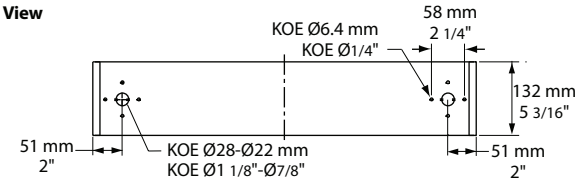

Bottom View

OPA

Options

Product # Kit	Product # Factory installed*	Price	Description
Finish			
-	BD	+10%	Clean back
KIT-OPA-CI	-	732.00	Corner (inside and outside)
KIT-OPA-CR-27	-	150.00	Recess trim kit, 27 3/16 in. (690 mm)
KIT-OPA-CR-37	-	167.00	Recess trim kit, 37 3/16 in. (944 mm)
KIT-OPA-CR-47	-	173.00	Recess trim kit, 47 3/16 in. (1198 mm)
KIT-OPA-CR-57	-	186.00	Recess trim kit, 57 3/16 in. (1452 mm)
KIT-OPA-CR-65	-	195.00	Recess trim kit, 65 3/16 in. (1655 mm)
KIT-OPA-CR-75	-	204.00	Recess trim kit, 75 3/16 in. (1909 mm)
KIT-OPA-CR-83	-	212.00	Recess trim kit, 83 1/8 in. (2112 mm)
KIT-OPA-CTR	-	238.00	Relay box, 12 in. (305 mm)
-	FR	No Charge	Front warm air outlet
KIT-OPA-PEC	-	144.00	Square-shaped pedestal kit (2), 3 in. (76 mm)
KIT-OPA-SO-27	-	212.00	Sub-base, 27 3/16 in. (690 mm)
KIT-OPA-SO-37	-	237.00	Sub-base, 37 3/16 in. (944 mm)
KIT-OPA-SO-47	-	256.00	Sub-base, 47 3/16 in. (1198 mm)
KIT-OPA-SO-57	-	296.00	Sub-base, 57 3/16 in. (1452 mm)
KIT-OPA-SO-65	-	309.00	Sub-base, 65 3/16 in. (1655 mm)
KIT-OPA-SO-75	-	343.00	Sub-base, 75 3/16 in. (1909 mm)
KIT-OPA-SO-83	-	382.00	Sub-base, 83 1/8 in. (2112 mm)
KIT-OPA-SV-27	-	626.00	Empty cabinet, 27 3/16 in. (690 mm)
KIT-OPA-SV-37	-	723.00	Empty cabinet, 37 3/16 in. (944 mm)
KIT-OPA-SV-47	-	863.00	Empty cabinet, 47 3/16 in. (1198 mm)
KIT-OPA-SV-57	-	948.00	Empty cabinet, 57 3/16 in. (1452 mm)
KIT-OPA-SV-65	-	966.00	Empty cabinet, 65 3/16 in. (1655 mm)
KIT-OPA-SV-75	-	1100.00	Empty cabinet, 75 3/16 in. (1909 mm)
KIT-OPA-SV-83	-	1145.00	Empty cabinet, 83 1/8 in. (2112 mm)
Controls			
-	CTT	209.00	Single-pole relay, coil 240V: 25A at 240V, 10A at 600V
-	CTT2	287.00	Double-pole relay, coil 240V: 25A at 240V, 10A at 600V
-	DIS40[2]	216.00	Disconnect switch, triple-pole, 40A at 600V
-	PM	439.00	Pneumatic relay, 20A at 600V
KIT-OPA-R	R	190.00	Single-pole relay, coil 24V, without transformer, 22A at 208V, 240V - 18A at 347V
KIT-OPA-R2	R2	287.00	Double-pole relay, coil 24V, without transformer, 25A at 240V - 10A at 600V
KIT-OPA-RT-208	RT	209.00	Single-pole relay, coil 24V, with transformer 208V/24V, 4500W, 22A at 208V
KIT-OPA-RT-240	RT	209.00	Single-pole relay, coil 24V, with transformer 240V/24V, 5200W, 22A at 240V
KIT-OPA-RT-277	RT	209.00	Single-pole relay, coil 24V, with transformer 277V/24V, 5200W, 19A at 277V
KIT-OPA-RT-347	RT	209.00	Single-pole relay, coil 24V, with transformer 347V/24V, 6000W, 18A at 347V
KIT-OPA-RT-600[1]	RT[1]	209.00	Single-pole relay, coil 24V, with transformer 600V/24V, 6000W, 10A at 600V (2-wire only)
KIT-OPA-T-AV	TAV	156.00	Single-pole tamperproof thermostat: 30A at 250V max. - 15A at 600V max.
KIT-OPA-T2-AV	T2AV	265.00	Double-pole tamperproof thermostat: 30A at 250V max. - 15A at 600V max.
-	TRIAC	79.00	Single-pole electronic relay, coil 24V, without transformer, 15A at 347V max.
-	TRIACT	110.00	Single-pole electronic relay, coil 24V, with transformer, 15A at 208V, 240V, 347V
-	TRIAC	144.00	Single-pole electronic relay, coil 24V, without transformer, 6A at 600V max.
Transformers			
-	TRF24	257.00	Transformer 24V, 50VA
-	TRF240	257.00	Transformer 240V, 50VA

** For factory installed options, add the option number to the product number. See the **Product Code** section inside the front cover.*
[1] These 2-wire relays with transformer can't supply of 3-wire low voltage thermostats.
[2] For the U.S. only: The nominal current of the unit must not exceed 80% of the capacity of the disconnect.

OPI Architectural Sloped Top Cabinet Convector

Average Standard Watt Density Models 500W/ft.

Watts	Product # 208V	347V	600V	Watts 240/208V[2]	Product # 240/208V	Price	Length in.	mm	Weight lb	kg
1000	OPI1008	OPI1007	OPI1006	1000/750	OPI1000	838.00	27 3/16	690	32.0	14.5
1500	OPI1508	OPI1507	OPI1506	1500/1125	OPI1500	969.00	37 3/16	944	46.0	20.9
2000	OPI2008	OPI2007	OPI2006	2000/1500	OPI2000	1135.00	47 3/16	1198	57.0	25.9
2500	OPI2508	OPI2507	OPI2506	2500/1875	OPI2500	1536.00	57 3/16	1452	66.0	30.0
3000	OPI3008	OPI3007	OPI3006	3000/2250	OPI3000	1584.00	65 3/16	1655	75.0	34.1
3500	OPI3508[1]	OPI3507	OPI3506	3500/2625	OPI3500	1840.00	75 3/16	1909	80.0	36.3
4000	OPI4008[1]	OPI4007	OPI4006[1]	4000/3000	OPI4000[1]	2075.00	83 1/8	2112	89.0	40.5

Average Low Watt Density Models 375W/ft.

Watts	Product # 208V	240V	347V	600V	Price	Length in.	mm	Weight lb	kg
800	OPI0808-690	OPI0800-690	OPI0807-690	OPI0806-690	838.00	27 3/16	690	32.0	14.5
1000	OPI1008-944	OPI1000-944	OPI1007-944	OPI1006-944	969.00	37 3/16	944	46.0	20.9
1500	OPI1508-1198	OPI1500-1198	OPI1507-1198	OPI1506-1198	1135.00	47 3/16	1198	57.0	25.9
1750	OPI1758-1452	OPI1750-1452	OPI1757-1452	OPI1756-1452	1536.00	57 3/16	1452	66.0	30.0
2000	OPI2008-1655	OPI2000-1655	OPI2007-1655	OPI2006-1655	1584.00	65 3/16	1655	75.0	34.1
2500	OPI2508-2112	OPI2500-2112	OPI2507-2112	OPI2506-2112	2075.00	83 1/8	2112	89.0	40.5
2750	OPI2758-2112	OPI2750-2112	OPI2757-2112	OPI2756-2112	2075.00	83 1/8	2112	89.0	40.5

[1] If the control option "24V electronic relay" is required, these products need two electronic relays..
[2] 208V = 75% of wattage at 240V.
Add "BL" for white, "AM" for almond. Upcharge available for optional colors shown in the color chart section.
Other colors, accessories and finishes are available upon request. Please contact your customer service representative.
Other voltages available upon request.
Other low watt density models available upon request.

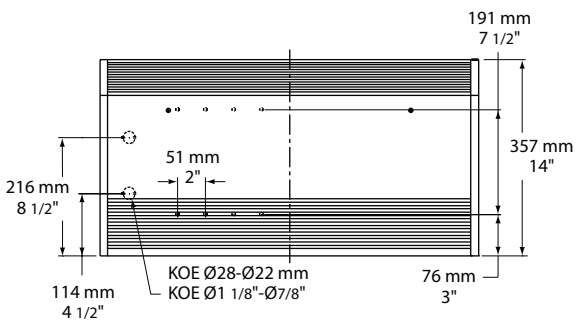

Front View

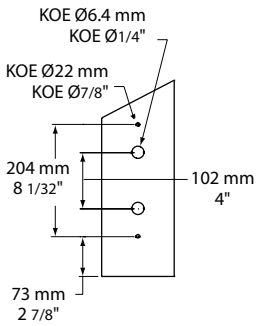

Right Side View

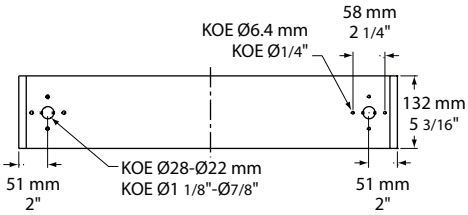

Top View

Options

Product # Kit	Product # Factory installed*	Price	Description
Finish			
-	BD	+10%	Clean back
KIT-OPI-CE	-	732.00	Outside corner, 8 in. (203.2 mm)
KIT-OPI-CI	-	732.00	Inside corner, 8 in. (203.2 mm)
KIT-OPI-CTR	-	238.00	Relay box, 12 in. (305 mm)
KIT-OPI-PEC	-	144.00	Square-shaped pedestal kit (2), 3 in. (76 mm)
KIT-OPI-SO-27	-	212.00	Sub-base, 27 3/16 in. (690 mm)
KIT-OPI-SO-37	-	237.00	Sub-base, 37 3/16 in. (944 mm)
KIT-OPI-SO-47	-	256.00	Sub-base, 47 3/16 in. (1198 mm)
KIT-OPI-SO-57	-	296.00	Sub-base, 57 3/16 in. (1452 mm)
KIT-OPI-SO-65	-	309.00	Sub-base, 65 3/16 in. (1655 mm)
KIT-OPI-SO-75	-	343.00	Sub-base, 75 3/16 in. (1909 mm)
KIT-OPI-SO-83	-	382.00	Sub-base, 83 1/8 in. (2112 mm)
KIT-OPI-SV-27	-	594.00	Empty cabinet, 27 3/16 in. (690 mm)
KIT-OPI-SV-37	-	694.00	Empty cabinet, 37 3/16 in. (944 mm)
KIT-OPI-SV-47	-	817.00	Empty cabinet, 47 3/16 in. (1198 mm)
KIT-OPI-SV-57	-	901.00	Empty cabinet, 57 3/16 in. (1452 mm)
KIT-OPI-SV-65	-	920.00	Empty cabinet, 65 3/16 in. (1655 mm)
KIT-OPI-SV-75	-	1053.00	Empty cabinet, 75 3/16 in. (1909 mm)
KIT-OPI-SV-83	-	1093.00	Empty cabinet, 83 1/8 in. (2112 mm)
Controls			
-	CTT	209.00	Single-pole relay, coil 240V: 25A at 240V, 10A at 600V
-	CTT2	287.00	Double-pole relay, coil 240V: 25A at 240V, 10A at 600V
-	DIS40[2]	216.00	Disconnect switch, triple-pole, 40A at 600V
-	PM	439.00	Pneumatic relay, 20A at 600V
KIT-OPI-R	R	190.00	Single-pole relay, coil 24V, without transformer, 22A at 208V, 240V - 18A at 347V
KIT-OPI-R2	R2	287.00	Double-pole relay, coil 24V, without transformer, 25A at 240V - 10A at 600V
KIT-OPI-RT-208	RT	209.00	Single-pole relay, coil 24V, with transformer 208V/24V, 4500W, 22A at 208V
KIT-OPI-RT-240	RT	209.00	Single-pole relay, coil 24V, with transformer 240V/24V, 5200W, 22A at 240V
KIT-OPI-RT-277	RT	209.00	Single-pole relay, coil 24V, with transformer 277V/24V, 5200W, 19A at 277V
KIT-OPI-RT-347	RT	209.00	Single-pole relay, coil 24V, with transformer 347V/24V, 6000W, 18A at 347V
KIT-OPI-RT-600[1]	RT[1]	209.00	Single-pole relay, coil 24V, with transformer 600V/24V, 6000W, 10A at 600V (2-wire only)
KIT-OPI-T-AV	TAV	156.00	Single-pole tamperproof thermostat: 30A at 250V max. - 15A at 600V max.
KIT-OPI-T2-AV	T2AV	265.00	Double-pole tamperproof thermostat: 30A at 250V max. - 15A at 600V max.
-	TRIAC	79.00	Single-pole electronic relay, coil 24V, without transformer, 15A at 347V max.
-	TRIACT	110.00	Single-pole electronic relay, coil 24V, with transformer, 15A at 208V, 240V, 347V
-	TRIAC	144.00	Single-pole electronic relay, coil 24V, without transformer, 6A at 600V max.
Transformers			
-	TRF24	257.00	Transformer 24V, 50VA
-	TRF240	257.00	Transformer 240V, 50VA

** For factory installed options, add the option number to the product number. See the **Product Code** section inside the front cover.*
[1] These 2-wire relays with transformer can't supply of 3-wire low voltage thermostats.
[2] For the U.S. only: The nominal current of the unit must not exceed 80% of the capacity of the disconnect.

OLA High Density Architectural Cabinet Convector

OLI High Density Architectural Sloped Top Cabinet Convector

OLA

OLI

1

2



3



4



5

Features

Color
- Standard: white, almond.
- Optional (upcharge applicable): metallic silver, bronze, metallic charcoal, aluminum, semi-gloss black, sand.
- Custom colors available upon request.

Finish
- Standard: epoxy/polyester powder paint.

Voltage
- 208V, 240V, 277V, 347V, 600V, 1 or 3-phase.

Construction
- 20-gauge steel cabinet.
- 16-gauge steel front cover. 1
- Extruded aluminum bar grilles prevent insertion of foreign objects. 2
- Clean back available (-BD).
- Linear high-limit temperature control with automatic reset. 3

Heating element
- Three stainless steel tubular heating elements with aluminum fins. 4
- Floating heating elements on high-temperature bushings, reducing expansion noises. 5

Watt density
- Average standard watt density of 1000W/ft.
- Average low watt density of 500W/ft., 750W/ft.

Control
- Built-in tamperproof thermostat available.
- Mechanical, electronic or pneumatic relays available.

Note: Single-pole thermostat is for 1-phase model only.

Ouellet highly recommends to use an electronic wall thermostat for greater comfort.

Installation
- Not for residential use in the United States.
- Wall or floor mounted installation.
- Mounting holes spaced on 2 in. (51 mm) intervals for ease of installation.
- Variety of accessories available for wall-to-wall installation.
- Pedestal kit or sub-base available.

Warranty
- 3-year warranty against defects.

Application
- Commercial building, hospital, daycare center.

OLA Features

Construction
- Front fresh air inlet; top warm air outlet.
  - Front warm air outlet available (-FR).

Installation
- Front outlet -FR models may be recessed.

OLI Features

Construction
- Front fresh air inlet; top warm air outlet.

OLA High Density Architectural Cabinet Convector

Average Standard Watt Density Models 1000W/ft.

Watts	Product # 208V (1 ph)	208V (3 ph)	347V	600V (1 ph)	600V (3 ph)	Watts 240/208V[1]	Product # 240/208V	Price	Length in.	Length mm	Weight lb	Weight kg
2000	OLA2008	OLA2038[2]	OLA2007	OLA2006	OLA2036	2000/1500	OLA2000	1247.00	27 3/16	690	37.0	16.8
3000	OLA3008	OLA3038[2]	OLA3007	OLA3006	OLA3036[2]	3000/2250	OLA3000	1451.00	37 3/16	944	47.0	21.3
4000	OLA4008[2]	OLA4038[2]	OLA4007	OLA4006[2]	OLA4036[2]	4000/3000	OLA4000[2]	1679.00	47 3/16	1198	57.0	25.9
5000	OLA5008[3]	OLA5038[2]	OLA5007	OLA5006[2]	OLA5036[2]	5000/3750	OLA5000[2]	1823.00	57 3/16	1452	67.0	30.4
6000	OLA6008[3]	OLA6038[3]	OLA6007[2]	OLA6006[3]	OLA6036[2]	6000/4500	OLA6000[3]	1961.00	65 3/16	1655	79.0	35.8

Average Low Watt Density Models

Product #[4]	Price	Length	Weight	Average Density W/ft.	Watts	208V (1 ph)	208V (3 ph)	240V	347V	600V (1 ph)	600V (3 ph)
OLA10XX-690	1247.00	27 3/16" (690mm)	37.0 lb (16.8 kg)	500	1000	✓	✓	✓	✓	-	-
OLA15XX-690				750	1500	✓	✓	✓	✓	✓	✓
OLA15XX-944	1451.00	37 3/16" (944 mm)	47.0 lb (21.3 kg)	500	1500	✓	✓	✓	✓	-	✓
OLA22XX-944				750	2250	✓	✓	✓	✓	✓	✓
OLA20XX-1198	1679.00	47 3/16" (1198 mm)	57.0 lb (25.9 kg)	500	2000	✓	✓	✓	✓	✓	✓
OLA30XX-1198				750	3000	✓	✓	✓	✓	✓	✓
OLA25XX-1452	1823.00	57 3/16" (1452 mm)	67.0 lb (30.4 kg)	500	2500	✓	✓	✓	✓	✓	✓
OLA37XX-1452				750	3750	✓	✓	✓	✓	✓	✓
OLA30XX-1655	1961.00	65 3/16" (1655 mm)	79.0 lb (35.8 kg)	500	3000	✓	✓	✓	✓	✓	✓
OLA45XX-1655				750	4500	✓	✓	✓	✓	✓	✓

[1] 208V = 75% of wattage at 240V.
[2] If the control option "24V electronic relay" is required, these products need two electronic relays.
[3] If the control option "24V electronic relay" is required, these products need three electronic relays.
[4] XX = 08 (208V, 1 ph), 38 (208V, 3 ph), 00 (240V), 07 (347V), 06 (600V, 1 ph), 36 (600V, 3 ph).
✓ = Available.
Add "BL" for white, "AM" for almond. Upcharge available for optional colors shown in the color chart section.
Other colors, accessories and finishes are available upon request. Please contact your customer service representative.
Other voltages available upon request.

Unit with Front Grille (-FR) Recessed

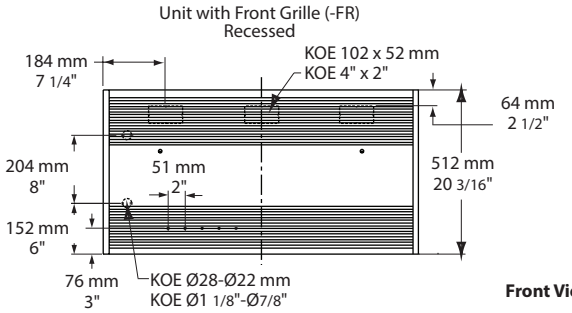

Front View

Unit with Grille on Top Not Recessed



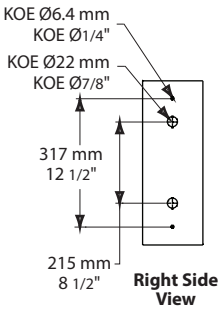

Right Side View

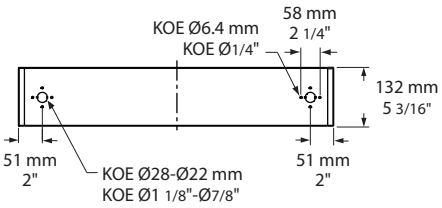

Bottom View

OLA

Options

Product # Kit	Product # Factory installed*	Price	Description
Finish			
-	BD	+10%	Clean back
KIT-OLA-CI	-	1120.00	Corner (Inside and outside)
KIT-OLA-CR-27	-	164.00	Recess trim kit, 27 3/16 in. (690 mm)
KIT-OLA-CR-37	-	173.00	Recess trim kit, 37 3/16 in. (944 mm)
KIT-OLA-CR-47	-	183.00	Recess trim kit, 47 3/16 in. (1198 mm)
KIT-OLA-CR-57	-	194.00	Recess trim kit, 57 3/16 in. (1452 mm)
KIT-OLA-CR-65	-	202.00	Recess trim kit, 65 3/16 in. (1655 mm)
KIT-OLA-CTR	-	247.00	Relay box, 12 in. (305 mm)
-	FR	No Charge	Front warm air outlet
KIT-OLA-PEC	-	150.00	Square-shaped pedestal kit (2), 3 in. (76 mm)
KIT-OLA-SO-27	-	230.00	Sub-base, 27 3/16 in. (690 mm)
KIT-OLA-SO-37	-	245.00	Sub-base, 37 3/16 in. (944 mm)
KIT-OLA-SO-47	-	267.00	Sub-base, 47 3/16 in. (1198 mm)
KIT-OLA-SO-57	-	310.00	Sub-base, 57 3/16 in. (1452 mm)
KIT-OLA-SO-65	-	323.00	Sub-base, 65 3/16 in. (1655 mm)
KIT-OLA-SV-27	-	789.00	Empty cabinet, 27 3/16 in. (690 mm)
KIT-OLA-SV-37	-	923.00	Empty cabinet, 37 3/16 in. (944 mm)
KIT-OLA-SV-47	-	1092.00	Empty cabinet, 47 3/16 in. (1198 mm)
KIT-OLA-SV-57	-	1201.00	Empty cabinet, 57 3/16 in. (1452 mm)
KIT-OLA-SV-65	-	1432.00	Empty cabinet, 65 3/16 in. (1655 mm)
Controls			
-	CTT	224.00	Single-pole relay, coil 240V: 25A at 240V, 10A at 600V
-	CTT2	300.00	Double-pole relay, coil 240V: 25A at 240V, 10A at 600V
-	DIS40[3]	232.00	Disconnect switch, triple-pole, 40A at 600V
-	PM	458.00	Pneumatic relay, 20A at 600V
KIT-OLA-R	R	200.00	Single-pole relay, coil 24V, without transformer, 22A at 208V, 240V - 18A at 347V
KIT-OLA-R2	R2	300.00	Double-pole relay, coil 24V, without transformer, 25A at 240V - 10A at 600V
KIT-OLA-R2-30	R230	290.00	Double-pole relay, coil 24V, without transformer, 30A at 600V max.
KIT-OLA-RT-208	RT	224.00	Single-pole relay, coil 24V, with transformer 208V/24V, 4500W, 22A at 208V
KIT-OLA-RT-240	RT	224.00	Single-pole relay, coil 24V, with transformer 240V/24V, 5200W, 22A at 240V
KIT-OLA-RT-277	RT	224.00	Single-pole relay, coil 24V, with transformer 277V/24V, 5200W, 19A at 277V
KIT-OLA-RT-347	RT	224.00	Single-pole relay, coil 24V, with transformer 347V/24V, 6000W, 18A at 347V
KIT-OLA-RT-600[1]	RT[1]	224.00	Single-pole relay, coil 24V, with transformer 600V/24V, 6000W, 10A at 600V (2-wire only)
KIT-OLA-T-AV[2]	TAV[2]	166.00	Single-pole tamperproof thermostat: 30A at 250V max. - 15A at 600V max.
KIT-OLA-T2-AV	T2AV	281.00	Double-pole tamperproof thermostat: 30A at 250V max. - 15A at 600V max.
-	TRIAC	79.00	Single-pole electronic relay, coil 24V, without transformer, 15A at 347V max.
-	TRIACT	110.00	Single-pole electronic relay, coil 24V, with transformer, 15A at 208V, 240V, 347V
-	TRIAC	144.00	Single-pole electronic relay, coil 24V, without transformer, 6A at 600V max.
Transformers			
-	TRF24	272.00	Transformer 24V, 50VA
-	TRF240	272.00	Transformer 240V, 50VA

** For factory installed options, add the option number to the product number. See the **Product Code** section inside the front cover.*
[1] These 2-wire relays with transformer can't supply of 3-wire low voltage thermostats.
[2] For 1-phase model only.
[3] For the U.S. only: The nominal current of the unit must not exceed 80% of the capacity of the disconnect.
Electronic relay (1 or 3-phase) available upon request.

OLI High Density Architectural Sloped Top Cabinet Convector

Average Standard Watt Density Models 1000W/ft.

Watts	Product # 208V (1 ph)	208V (3 ph)	347V	600V (1 ph)	600V (3 ph)	Watts 240/208V[1]	Product # 240/208V	Price	Length in.	Length mm	Weight lb	Weight kg
2000	OLI2008	OLI2038[2]	OLI2007	OLI2006	OLI2036[2]	2000/1500	OLI2000	1247.00	27 3/16	690	37.0	16.8
3000	OLI3008	OLI3038[2]	OLI3007	OLI3006	OLI3036[2]	3000/2250	OLI3000	1451.00	37 3/16	944	47.0	21.3
4000	OLI4008[2]	OLI4038[2]	OLI4007	OLI4006[2]	OLI4036[2]	4000/3000	OLI4000[2]	1679.00	47 3/16	1198	57.0	25.9
5000	OLI5008[2]	OLI5038[2]	OLI5007	OLI5006[2]	OLI5036[2]	5000/3750	OLI5000[2]	1823.00	57 3/16	1452	67.0	30.4
6000	OLI6008[3]	OLI6038[3]	OLI6007[2]	OLI6006[3]	OLI6036[2]	6000/4500	OLI6000[3]	1961.00	65 3/16	1655	79.0	35.8

Average Low Watt Density Models

Product #[4]	Price	Length	Weight	Average Density W/ft.	Watts	208V (1 ph)	208V (3 ph)	240V	347V	600V (1 ph)	600V (3 ph)
OLI10XX-690	1247.00	27 3/16" (690 mm)	37.0 lb (16.8 kg)	500	1000	✓	✓	✓	✓	-	-
OLI15XX-690				750	1500	✓	✓	✓	✓	✓	✓
OLI15XX-944	1451.00	37 3/16" (944 mm)	47.0 lb (21.3 kg)	500	1500	✓	✓	✓	✓	-	✓
OLI22XX-944				750	2250	✓	✓	✓	✓	✓	✓
OLI20XX-1198	1679.00	47 3/16" (1198 mm)	57.0 lb (25.9 kg)	500	2000	✓	✓	✓	✓	✓	✓
OLI30XX-1198				750	3000	✓	✓	✓	✓	✓	✓
OLI25XX-1452	1823.00	57 3/16" (1452 mm)	67.0 lb (30.4 kg)	500	2500	✓	✓	✓	✓	✓	✓
OLI37XX-1452				750	3750	✓	✓	✓	✓	✓	✓
OLI30XX-1655	1961.00	65 3/16" (1655 mm)	79.0 lb (35.8 kg)	500	3000	✓	✓	✓	✓	✓	✓
OLI45XX-1655				750	4500	✓	✓	✓	✓	✓	✓

[1] 208V = 75% of wattage at 240V.
[2] If the control option "24V electronic relay" is required, these products need two electronic relays.
[3] If the control option "24V electronic relay" is required, these products need three electronic relays.
[4] XX = 08 (208V, 1 ph), 38 (208V, 3 ph), 00 (240V), 07 (347V), 06 (600V, 1 ph), 36 (600V, 3 ph).
✓ = Available.
Add "BL" for white, "AM" for almond. Upcharge available for optional colors shown in the color chart section.
Other colors, accessories and finishes are available upon request. Please contact your customer service representative.
Other voltages available upon request.

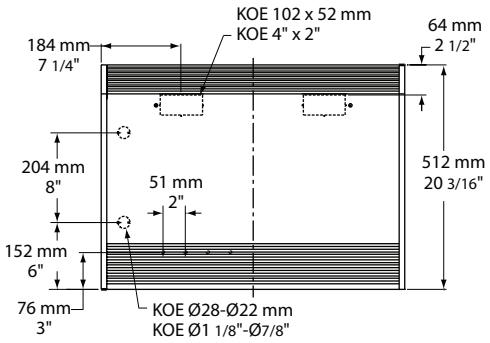

Front View

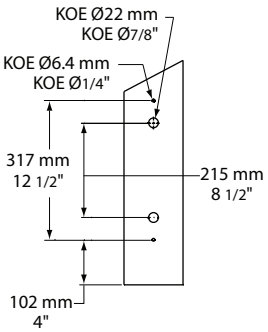

Right Side View

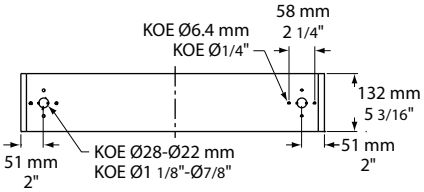

Bottom View

Options

Product # Kit	Product # Factory installed*	Price	Description
Finish			
-	BD	+10%	Clean back
KIT-OLI-CE	-	1120.00	Outside corner, 8 in. (203.2 mm)
KIT-OLI-CI	-	1120.00	Inside corner, 8 in. (203.2 mm)
KIT-OLI-CTR	-	247.00	Relay box, 12 in. (305 mm)
KIT-OLI-PEC	-	150.00	Square-shaped pedestal kit (2), 3 in. (76 mm)
KIT-OLI-SO-27	-	230.00	Sub-base, 27 3/16 in. (690 mm)
KIT-OLI-SO-37	-	245.00	Sub-base, 37 3/16 in. (944 mm)
KIT-OLI-SO-47	-	267.00	Sub-base, 47 3/16 in. (1198 mm)
KIT-OLI-SO-57	-	310.00	Sub-base, 57 3/16 in. (1452 mm)
KIT-OLI-SO-65	-	323.00	Sub-base, 65 3/16 in. (1655 mm)
KIT-OLI-SV-27	-	789.00	Empty cabinet, 27 3/16 in. (690 mm)
KIT-OLI-SV-37	-	923.00	Empty cabinet, 37 3/16 in. (944 mm)
KIT-OLI-SV-47	-	1092.00	Empty cabinet, 47 3/16 in. (1198 mm)
KIT-OLI-SV-57	-	1201.00	Empty cabinet, 57 3/16 in. (1452 mm)
KIT-OLI-SV-65	-	1432.00	Empty cabinet, 65 3/16 in. (1655 mm)
Controls			
-	CTT	224.00	Single-pole relay, coil 240V: 25A at 240V, 10A at 600V
-	CTT2	300.00	Double-pole relay, coil 240V: 25A at 240V, 10A at 600V
-	DIS40[3]	232.00	Disconnect switch, triple-pole, 40A at 600V
-	PM	458.00	Pneumatic relay, 20A at 600V
KIT-OLI-R	R	200.00	Single-pole relay, coil 24V, without transformer, 22A at 208V, 240V - 18A at 347V
KIT-OLI-R2	R2	300.00	Double-pole relay, coil 24V, without transformer, 25A at 240V - 10A at 600V
KIT-OLI-R2-30	R230	290.00	Double-pole relay, coil 24V, without transformer, 30A at 600V max.
KIT-OLI-RT-208	RT	224.00	Single-pole relay, coil 24V, with transformer 208V/24V, 4500W, 22A at 208V
KIT-OLI-RT-240	RT	224.00	Single-pole relay, coil 24V, with transformer 240V/24V, 5200W, 22A at 240V
KIT-OLI-RT-277	RT	224.00	Single-pole relay, coil 24V, with transformer 277V/24V, 5200W, 19A at 277V
KIT-OLI-RT-347	RT	224.00	Single-pole relay, coil 24V, with transformer 347V/24V, 6000W, 18A at 347V
KIT-OLI-RT-600[1]	RT[1]	224.00	Single-pole relay, coil 24V, with transformer 600V/24V, 6000W, 10A at 600V (2-wire only)
KIT-OLI-T-AV[2]	TAV[2]	166.00	Single-pole tamperproof thermostat: 30A at 250V max. - 15A at 600V max.
KIT-OLI-T2-AV	T2AV	281.00	Double-pole tamperproof thermostat: 30A at 250V max. - 15A at 600V max.
-	TRIAC	79.00	Single-pole electronic relay, coil 24V, without transformer, 15A at 347V max.
-	TRIACT	110.00	Single-pole electronic relay, coil 24V, with transformer, 15A at 208V, 240V, 347V
-	TRIAC	144.00	Single-pole electronic relay, coil 24V, without transformer, 6A at 600V max.
Transformers			
-	TRF24	272.00	Transformer 24V, 50VA
-	TRF240	272.00	Transformer 240V, 50VA

** For factory installed options, add the option number to the product number. See the **Product Code** section inside the front cover.*
[1] These 2-wire relays with transformer can't supply of 3-wire low voltage thermostats.
[2] For 1-phase model only.
[3] For the U.S. only: The nominal current of the unit must not exceed 80% of the capacity of the disconnect.
Electronic relay (1 or 3-phase) available upon request.

OCA Cabinet Unit Heater

C US
VERSION AVAILABLE

1


2


3


4


5

Features

Color
- Standard: white, almond.
- Optional (upcharge applicable): metallic silver, bronze, metallic charcoal, aluminum, semi-gloss black, sand.
- Custom colors available upon request.

Finish
- Standard: epoxy/polyester powder paint.

Voltage
- 208V, 240V, 277V, 347V, 480V, 600V, 1 or 3-phase.

Construction
- 18-gauge steel.
- Insulated casing for noise reduction.
- Extruded aluminum bar grilles prevent insertion of foreign objects. 1
- Field adaptable air inlet and outlet. 1
- High-limit temperature control with automatic reset.
- 240/208V control circuit included. 2
- Optional fresh air inlet damper.
- Optional air filters.

Fan
- Direct drive, variable speed squirrel-cage fan. 3
- Fan delay.
- 240/208V factory-lubricated motor (1/15 HP). 4
- 2 speed-motor available (1600/1500 rpm).

Heating element
- Durable tubular heating element with fins. 5

Length
- Four cabinet lengths are available: 28 in. (711 mm), 48 in. (1219 mm), 66 in. (1676 mm), 80 in. (2032 mm).

Control
- Wide range of control available.

Ouellet highly recommends the use of a wall thermostat for greater comfort.

Installation
- Multi-position mounting (surface, semi-recessed, recessed).
- Maximum recommended installation height: 10 ft. (3 m).
- Recess trim kit available for recessed or semi-recessed units.
- Sub-base and special back plate available.

Warranty
- 3-year warranty against defects.

Application
- Hallway, entry way, exhibition center.

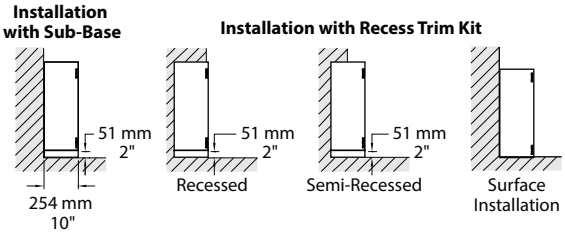

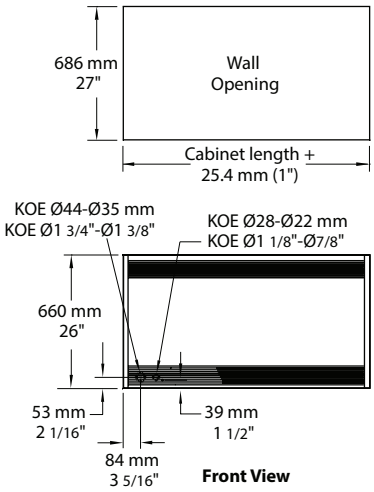

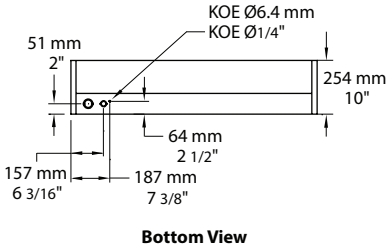

OCA

Models

Watts		Product #						Prix	cfm		BTU/hr		Length		Weight	
Hi	Lo	208V (3 ph)	240V (1 ph)	240V (3 ph)	347V (1 ph)	480V (3 ph)	600V (3 ph)		Hi	Lo	Hi	Lo	in.	mm	lb	kg
2000	1333	OCA02038[1]	OCA02000	OCA02030	OCA02007	OCA02034[1]	OCA02036[1]	4467.00	250	200	6830	4552	28	711	115.0	52.3
3000	1000	OCA03038[1]	OCA03000	OCA03030	OCA03007	OCA03034[1]	OCA03036[1]	4728.00	250	200	10246	3415	28	711	115.0	52.3
4000	2667	OCA04038[1]	OCA04000	OCA04030	OCA04007	OCA04034[1]	OCA04036[1]	4918.00	250	200	13661	9108	28	711	115.0	52.3
5000	3333	OCA05038[1]	OCA05000	OCA05030	OCA05007	OCA05034[1]	OCA05036[1]	5327.00	250	200	17076	11383	28	711	115.0	52.3
6000	4000	OCA06038[1]	OCA06000	OCA06030	OCA06007	OCA06034[1]	OCA06036[1]	5380.00	250	200	20491	13661	28	711	115.0	52.3
8000	4000	OCA08038[1]	OCA08000	OCA08030	OCA08007	OCA08034[1]	OCA08036[1]	5970.00	500	400	27321	13661	48	1219	146.0	66.4
10000	5000	OCA10038[1]	OCA10000	OCA10030	OCA10007	OCA10034[1]	OCA10036[1]	6304.00	500	400	34152	17076	48	1219	146.0	66.4
12000	6000	OCA12038[1]	OCA12000	OCA12030	OCA12007	OCA12034[1]	OCA12036[1]	6584.00	500	400	40982	20491	48	1219	146.0	66.4
15000	10000	OCA15038[1]	OCA15000	OCA15030	-	OCA15034[1]	OCA15036[1]	10475.00	750	600	51228	34152	66	1676	210.0	95.5
18000	12000	OCA18038[1]	OCA18000	OCA18030	-	OCA18034[1]	OCA18036[1]	10866.00	750	600	61473	40982	66	1676	210.0	95.5
20000	10000	OCA20038[1]	OCA20000	OCA20030	-	OCA20034[1]	OCA20036[1]	11428.00	1000	800	68304	34152	80	2032	240.0	109.1
24000	12000	OCA24038[1]	OCA24000	OCA24030	-	OCA24034[1]	OCA24036[1]	11577.00	1000	800	81964	40982	80	2032	240.0	109.1

[1] 1-phase available upon request (change the "3" for an "0" to the product number).
Add "BL" for white, "AM" for almond. Upcharge available for optional colors shown in the color chart section.
277V available upon request.

Mounting configuration

Please specify mounting configuration. If not mentioned on the order, D1 will be used as our standard.

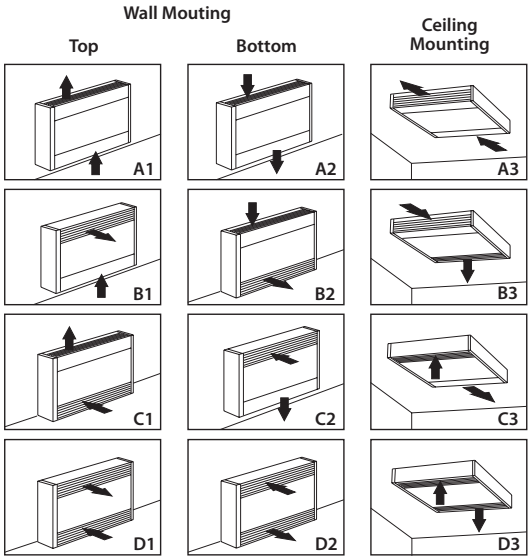

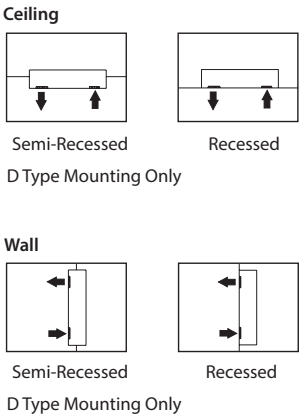

Codification example

Required sequence when ordering

Product Number					Options			
OCA	040	38	BL	D1	-	3P	-	T2S
Series	Watts	Volts	Color	Mounting Configuration	Options			

Refer to the complete list of options (place in alpha-numeric order)

OCA

Options

Product # Kit	Product # Factory installed*	Price	Description
-	120	198.00	120V control circuit
-	3P	100.00	Triple-pole contactor
-	AF[1]	705.00	Fresh air inlet
-	AFM [1]	982.00	Power-operated fresh air inlet
-	DIS40 [4]	236.00	Disconnect switch, 40A
-	DIS80 [4]	282.00	Disconnect switch, 80A
-	DIS100 [4]	714.00	Disconnect switch, 100A
-	FUS	408.00	Circuit protection fuse
-	HL [2]	363.00	Hi/Lo power switch
KIT-OCA-IV	IV	327.00	On/Auto fan switch
KIT-OCA-OO	OO	196.00	On/Standby heating switch
KIT-OCA-R	R	205.00	24V control relay, without transformer
-	RHL[3]	363.00	24V Hi/Lo power relay, with transformer
-	ROO[3]	328.00	24V On/Standby heating relay, with transformer
KIT-OCA-RT	RT	229.00	24V control relay, with transformer
-	RV[3]	436.00	24V fan relay, with transformer
KIT-OCA-T-AV	TAV	171.00	Single-pole thermostat, tamperproof
-	T2S	254.00	2-stage thermostat, tamperproof
Recess trim kit, 2 in. (51 mm)			
KIT-OCA-CR-28	-	198.00	28 in. (711 mm) Models
KIT-OCA-CR-48	-	211.00	48 in. (1219 mm) Models
KIT-OCA-CR-66	-	236.00	66 in. (1676 mm) Models
KIT-OCA-CR-80	-	247.00	80 in. (2032 mm) Models
Special back plate			
KIT-OCA-DU-28	-	643.00	28 in. (711 mm) Models
KIT-OCA-DU-48	-	733.00	48 in. (1219 mm) Models
KIT-OCA-DU-66	-	831.00	66 in. (1676 mm) Models
KIT-OCA-DU-80	-	939.00	80 in. (2032 mm) Models
Air filter, wall installation only			
KIT-OCA-FI-28	FI	135.00	28 in. (711 mm) Models
KIT-OCA-FI-48	FI	154.00	48 in. (1219 mm) Models
KIT-OCA-FI-66	FI	169.00	66 in. (1676 mm) Models
KIT-OCA-FI-80	FI	184.00	80 in. (2032 mm) Models
Washable air filter, wall installation only			
KIT-OCA-FIW-28	FIW	232.00	28 in. (711 mm) Models
KIT-OCA-FIW-48	FIW	282.00	48 in. (1219 mm) Models
KIT-OCA-FIW-66	FIW	312.00	66 in. (1676 mm) Models
KIT-OCA-FIW-80	FIW	521.00	80 in. (2032 mm) Models
Sub-base, 2 in. (51 mm)			
KIT-OCA-SO-28	-	198.00	28 in. (711 mm) Models
KIT-OCA-SO-48	-	211.00	48 in. (1219 mm) Models
KIT-OCA-SO-66	-	236.00	66 in. (1676 mm) Models
KIT-OCA-SO-80	-	282.00	80 in. (2032 mm) Models

** For factory installed options, add the option number to the product number. See the **Product Code** section inside the front cover.*
[1] Do not install a built-in thermostat with these options.
[2] OCA06006, is not available with optional HL.
[3] When one of these options is ordered, the heater control will automatically be shipped at 24V.
[4] For the U.S. only: The nominal current of the unit must not exceed 80% of the capacity of the disconnect.

OAWH Architectural Aluminum Wall Fan Heater

With surface mounting box

Recessed



1

2

3



4

Features

Color
- Standard: white, almond, metallic silver, bronze, metallic charcoal, aluminum, semi-gloss black, sand.
- Custom colors available upon request.

Finish
- Standard: epoxy/polyester powder paint.
- Optional: anodized aluminum.

Voltage
- 120V, 208V, 240/208V, 277V, 347V, 480V, 600V, 1 or 3-phase.

Construction
- Extruded aluminum front grille, 1/8 in. (3.2 mm) thick. 1
- Bottom air outlet.
- High-limit temperature control with automatic reset.

Fan
- Closed, factory-lubricated motor.
- 160 cfm fan (single unit: 55 dBA); 2 X 160 cfm fan (double unit: 58 dBA), 3 X 160 cfm fan (triple unit: 61 dBA). 2
- Fan delay purges heater of residual heat.

Heating element
- Durable tubular heating element with fins. 3

Control
- Built-in tamperproof thermostat included. 4
- 24V relay, with or without transformer available.

Note: Thermostat is not included in heater with factory installed relay. Any remote thermostat or relay must be connected to the heater control terminal block.

Installation
- Minimum clearance from the floor and adjacent walls: 10 in. (25.4 cm).
- Surface mounting box available.
- Semi recessed trim kit available.

Warranty
- 3-year warranty against defects.

Application
- Apartment building, commercial building, entrance way, stairwell, garage.

OAWH

Models

Watts	Volts (ph)	Product #[1]	Price	BTU/hr	Unit	Weight lb	Weight kg
1500	120 (1)	OAWH01502-TAV	926.00	5123	single	24.0	10.9
2000	208 (1)	OAWH02008-TAV	1103.00	6830	single	24.0	10.9
4000	208 (1)	OAWH04008-TAV	1103.00	13661	single	24.0	10.9
4000	208 (3)	OAWH04038-TAV	1348.00	13661	single	28.0	13.0
4800	208 (1)	OAWH04808-TAV	1157.00	16393	single	24.0	10.9
5000	208 (3)	OAWH05038-TAV	1537.00	17076	single	28.0	12.7
6000	208 (3)	OAWH06038-TAV	2392.00	20491	double	56.0	25.4
8000	208 (1)	OAWH08008-TAV	2460.00	27321	double	50.0	22.7
9000	208 (3)	OAWH09038-TAV	3064.00	30737	triple	90.0	40.9
12000	208 (1)	OAWH12008-TAV	3701.00	40982	triple	90.0	40.9
12000	208 (3)	OAWH12038-TAV	3701.00	40982	triple	90.0	40.9
1500/1125[2]	240/208 (1)	OAWH01500-TAV	926.00	5123/3842	single	24.0	10.9
2000/1500[2]	240/208 (1)	OAWH02000-TAV	926.00	6830/5123	single	24.0	10.9
3000/2250[2]	240/208 (1)	OAWH03000-TAV	949.00	10246/7684	single	24.0	10.9
3000/2250[2]	240/208 (3)	OAWH03030-TAV	1157.00	10246/7684	single	28.0	13.0
4000/3000[2]	240/208 (1)	OAWH04000-TAV	1011.00	13661/10246	single	24.0	10.9
4000/3000[2]	240/208 (3)	OAWH04030-TAV	1260.00	13661/10246	single	28.0	13.0
4800/3600[2]	240/208 (1)	OAWH04800-TAV	1064.00	16393/12295	single	24.0	10.9
5000/3750[2]	240/208 (3)	OAWH05030-TAV	1485.00	17076/12807	single	28.0	12.7
6000/4500[2]	240/208 (1)	OAWH06000-TAV	2177.00	20491/15368	double	50.0	22.7
8000/6000[2]	240/208 (1)	OAWH08000-TAV	2328.00	27321/20491	double	50.0	22.7
12000/9000[2]	240/208 (1)	OAWH12000-TAV	3586.00	40982/30737	triple	90.0	40.9
1500	347 (1)	OAWH01507-TAV	1313.00	5123	single	24.0	10.9
2000	347 (1)	OAWH02007-TAV	1313.00	6830	single	24.0	10.9
3000	347 (1)	OAWH03007-TAV	1355.00	10246	single	24.0	10.9
4000	347 (1)	OAWH04007-TAV	1391.00	13661	single	24.0	10.9
4800	347 (1)	OAWH04807-TAV	1471.00	16393	single	24.0	10.9
6000	347 (1)	OAWH06007-TAV	2825.00	20491	double	55.0	25.0
8000	347 (1)	OAWH08007-TAV	3243.00	27321	double	55.0	25.0
12000	347 (1)	OAWH12007-TAV	4650.00	40982	triple	90.0	40.9
1500	480 (1)	OAWH01504-TAV	1373.00	5123	single	28.0	12.7
2000	480 (1)	OAWH02004-TAV	1373.00	6830	single	28.0	12.7
3000	480 (1)	OAWH03004-TAV	1412.00	10246	single	28.0	12.7
3000	480 (3)	OAWH03034-TAV	1625.00	10246	single	32.0	15.0
4000	480 (1)	OAWH04004-TAV	1457.00	13661	single	28.0	12.7
4000	480 (3)	OAWH04034-TAV	1695.00	13661	single	32.0	15.0
4800	480 (1)	OAWH04804-TAV	1533.00	16393	single	28.0	12.7
5000	480 (3)	OAWH05034-TAV	1969.00	17076	single	32.0	15.0
6000	480 (1)	OAWH06004-TAV	2830.00	20491	double	55.0	25.0
8000	480 (1)	OAWH08004-TAV	3243.00	27321	double	55.0	25.0
12000	480 (1)	OAWH12004-TAV	4650.00	40982	triple	90.0	40.9
12000	480 (3)	OAWH12034-TAV	4650.00	40982	triple	90.0	40.9
1500	600 (1)	OAWH01506-TAV	1373.00	5123	single	28.0	12.7
2000	600 (1)	OAWH02006-TAV	1373.00	6830	single	28.0	12.7
3000	600 (1)	OAWH03006-TAV	1412.00	10246	single	28.0	12.7
3000	600 (3)	OAWH03036-TAV	1625.00	10246	single	32.0	15.0
4000	600 (1)	OAWH04006-TAV	1457.00	13661	single	28.0	12.7
4000	600 (3)	OAWH04036-TAV	1695.00	13661	single	32.0	15.0
4800	600 (1)	OAWH04806-TAV	1533.00	16393	single	28.0	12.7
5000	600 (3)	OAWH05036-TAV	1969.00	17076	single	32.0	15.0
6000	600 (1)	OAWH06006-TAV	2830.00	20491	double	55.0	25.0
6000	600 (3)	OAWH06036-TAV	2942.00	20491	double	60.0	27.2
8000	600 (1)	OAWH08006-TAV	3243.00	27321	double	55.0	25.0
9000	600 (3)	OAWH09036-TAV	3845.00	30737	triple	90.0	40.9
12000	600 (1)	OAWH12006-TAV	4650.00	40982	triple	90.0	40.9
12000	600 (3)	OAWH12036-TAV	4650.00	40982	triple	90.0	40.9

[1] Built-in tamperproof thermostat included.
[2] 208V = 75% of wattage at 240V.
Add "BL" for white, "AM" for almond, "AE" for metallic silver, "BZ" for bronze, "CM" for mettallic charcoal, "AL" for aluminum, "NL" for semi-gloss black, «SA» for sand.
277V available upon request.

OAWH

Options

Product # Kit	Product # Factory installed*	Price	Description
KIT-OAWH-BSA	-	132.00	Surface mounting box, single unit
KIT-OAWH-BSA1-1	-	132.00	Semi recessed 1 in. trim kit, single unit
KIT-OAWH-BSA1-2	-	132.00	Semi recessed 2 in. trim kit, single unit
KIT-OAWH-BSA2	-	264.00	Surface mounting box, double unit
KIT-OAWH-BSA2-1	-	264.00	Semi recessed 1 in. trim kit, double unit
KIT-OAWH-BSA2-2	-	264.00	Semi recessed 2 in. trim kit, double unit
KIT-OAWH-BSA3	-	396.00	Surface mounting box, triple unit
KIT-OAWH-BSA3-1	-	396.00	Semi recessed 1 in. trim kit, triple unit
KIT-OAWH-BSA3-2	-	396.00	Semi recessed 2 in. trim kit, triple unit
KIT-OAWH-DIS20[3]	DIS20[3]	187.00	Disconnect switch, double-pole, 20A at 277V and less
KIT-OAWH-DIS40[3]	DIS40[3]	217.00	Disconnect switch, triple-pole, 40A at 600V max.
KIT-OAWH-DIS80[3]	DIS80[3]	264.00	Disconnect switch, triple-pole, 80A at 600V max.
-	IV	187.00	Fan switch
-	R[4]	197.00	24V control relay, without transformer
-	RT[4]	208.00	24V control relay, with transformer

** For factory installed options, add the option number to the product number. See the **Product Code** section inside the front cover.*
[3] For the U.S. only: The nominal current of the unit must not exceed 80% of the capacity of the disconnect.
[4] If the built-in thermostat is not required with the 24V control relay, remove the "-TAV" from the product number (E.g.: OAWH04006-RT).

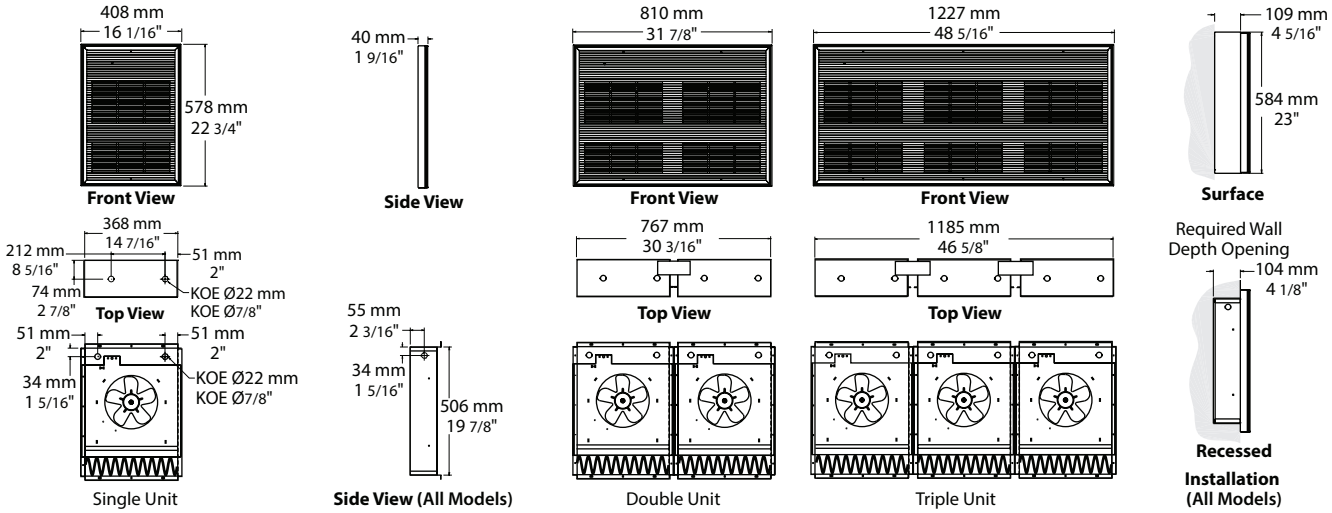

OAC Commercial Wall Fan Heater

With surface mounting box

Recessed

C US
VERSION AVAILABLE

1


2


3


4

5

Features

Color
- Standard: white, almond.
- Optional (upcharge applicable): metallic silver, bronze, metallic charcoal, aluminum, semi-gloss black, sand.
- Custom colors available upon request.

Finish
- Standard: epoxy/polyester powder paint.

Voltage
- 120V, 208V, 240/208V, 277V, 347V, 480V, 600V, 1 or 3-phase.

Construction
- 18-gauge steel front cover. 1
- Bottom air outlet.
- High-limit temperature control with automatic reset.

Fan
- Closed, factory-lubricated motor. 2
- 160 cfm fan (single unit: 55 dBA); 2 X 160 cfm fan (double unit: 58 dBA); 3 X 160 cfm fan (triple unit: 61 dBA).
- Fan delay purges heater of residual heat.

Heating element
- Durable tubular heating element with fins. 3

Control
- Built-in thermostat included with control knob or tamperproof. 4
- 24V relay, with or without transformer available.

Note: Thermostat is not included in heater with factory installed relay. Any remote thermostat or relay must be connected to the heater control terminal block.

Installation
- Minimum clearance from the floor and adjacent walls: 10 in. (25.4 cm).
- Surface mounting box available 5 .
- Semi recessed trim kit available.

Warranty
- 3-year warranty against defects.

Application
- Apartment building, commercial building, entrance way, stairwell, garage.

OAC

Models

Watts	Volts (ph)	Product #[1]	Price	BTU/hr	Unit	Weight lb	Weight kg
1500	120 (1)	OAC01502-T	828.00	5123	single	24.0	10.9
2000	208 (1)	OAC02008-T	890.00	6830	single	24.0	10.9
4000	208 (1)	OAC04008-T	890.00	13661	single	24.0	10.9
4000	208 (3)	OAC04038-T	1067.00	13661	single	26.0	12.0
4800	208 (1)	OAC04808-T	939.00	16393	single	24.0	10.9
5000	208 (3)	OAC05038-T	1342.00	17076	single	26.0	12.0
6000	208 (3)	OAC06038-T	2208.00	20491	double	54.0	24.5
8000	208 (1)	OAC08008-T	2273.00	27321	double	50.0	22.7
9000	208 (3)	OAC09038-T	2844.00	30737	triple	90.0	40.9
12000	208 (1)	OAC12008-T	3446.00	40982	triple	90.0	40.9
12000	208 (3)	OAC12038-T	3446.00	40982	triple	90.0	40.9
1500/1125[2]	240/208 (1)	OAC01500-T	828.00	5123/3842	single	24.0	10.9
2000/1500[2]	240/208 (1)	OAC02000-T	828.00	6830/5123	single	24.0	10.9
3000/2250[2]	240/208 (1)	OAC03000-T	852.00	10246/7684	single	24.0	10.9
3000/2250[2]	240/208 (3)	OAC03030-T	981.00	10246/7684	single	26.0	12.0
4000/3000[2]	240/208 (1)	OAC04000-T	904.00	13661/10246	single	24.0	10.9
4000/3000[2]	240/208 (3)	OAC04030-T	1041.00	13661/10246	single	26.0	12.0
4800/3600[2]	240/208 (1)	OAC04800-T	956.00	16393/12295	single	24.0	10.9
5000/3750[2]	240/208 (3)	OAC05030-T	1294.00	17076/12807	single	26.0	12.0
6000/4500[2]	240/208 (1)	OAC06000-T	2009.00	20491/15368	double	50.0	22.7
8000/6000[2]	240/208 (1)	OAC08000-T	2153.00	27321/20491	double	50.0	22.7
12000/9000[2]	240/208 (1)	OAC12000-T	3337.00	40982/30737	triple	90.0	40.9
1500	347 (1)	OAC01507-T	1191.00	5123	single	28.0	12.7
2000	347 (1)	OAC02007-T	1191.00	6830	single	28.0	12.7
3000	347 (1)	OAC03007-T	1232.00	10246	single	28.0	12.7
4000	347 (1)	OAC04007-T	1272.00	13661	single	28.0	12.7
4800	347 (1)	OAC04807-T	1341.00	16393	single	28.0	12.7
6000	347 (1)	OAC06007-T	2625.00	20491	double	55.0	25.0
8000	347 (1)	OAC08007-T	3019.00	27321	double	55.0	25.0
12000	347 (1)	OAC12007-T	4341.00	40982	triple	90.0	40.9
1500	480 (1)	OAC01504-T	1248.00	5123	single	28.0	12.7
2000	480 (1)	OAC02004-T	1248.00	6830	single	28.0	12.7
3000	480 (1)	OAC03004-T	1285.00	10246	single	28.0	12.7
3000	480 (3)	OAC03034-T	1478.00	10246	double	30.0	14.0
4000	480 (1)	OAC04004-T	1330.00	13661	single	28.0	12.7
4000	480 (3)	OAC04034-T	1529.00	13661	single	30.0	14.0
4800	480 (1)	OAC04804-T	1402.00	16393	single	28.0	12.7
5000	480 (3)	OAC05034-T	1895.00	17076	single	30.0	14.0
6000	480 (1)	OAC06004-T	2628.00	20491	double	55.0	25.0
8000	480 (1)	OAC08004-T	3019.00	27321	double	55.0	25.0
12000	480 (1)	OAC12004-T	4341.00	40982	triple	90.0	40.9
12000	480 (3)	OAC12034-T	4341.00	40982	triple	90.0	40.9
1500	600 (1)	OAC01506-T	1248.00	5123	single	28.0	12.7
2000	600 (1)	OAC02006-T	1248.00	6830	single	28.0	12.7
3000	600 (1)	OAC03006-T	1285.00	10246	single	28.0	12.7
3000	600 (3)	OAC03036-T	1478.00	10246	single	30.0	14.0
4000	600 (1)	OAC04006-T	1330.00	13661	single	28.0	12.7
4000	600 (3)	OAC04036-T	1529.00	13661	single	30.0	14.0
4800	600 (1)	OAC04806-T	1402.00	16393	single	28.0	12.7
5000	600 (3)	OAC05036-T	1895.00	17076	single	30.0	14.0
6000	600 (1)	OAC06006-T	2628.00	20491	double	55.0	25.0
6000	600 (3)	OAC06036-T	2778.00	20491	double	58.0	26.3
8000	600 (1)	OAC08006-T	3019.00	27321	double	55.0	25.0
9000	600 (3)	OAC09036-T	3583.00	30737	triple	90.0	40.9
12000	600 (1)	OAC12006-T	4341.00	40982	triple	90.0	40.9
12000	600 (3)	OAC12036-T	4341.00	40982	triple	90.0	40.9

[1] Built-in thermostat included with control knob or tamperproof.
[2] 208V = 75% of wattage at 240V.
Add "BL" for white, "AM" for almond. Upcharge available for optional colors shown in the color chart section.
277V available upon request.

OAC

Options

Product # Kit	Product # Factory installed*	Price	Description
KIT-OAC-BS1	-	95.00	Surface mounting box, single unit
KIT-OAC-BS1-1	-	95.00	Semi recessed 1 in. trim kit, single unit
KIT-OAC-BS1-2	-	95.00	Semi recessed 2 in. trim kit, single unit
KIT-OAC-BS2	-	190.00	Surface mounting box, double unit
KIT-OAC-BS2-1	-	190.00	Semi recessed 1 in. trim kit, double unit
KIT-OAC-BS2-2	-	190.00	Semi recessed 2 in. trim kit, double unit
KIT-OAC-BS3	-	278.00	Surface mounting box, triple unit
KIT-OAC-BS3-1	-	278.00	Semi recessed 1 in. trim kit, triple unit
KIT-OAC-BS3-2	-	278.00	Semi recessed 2 in. trim kit, triple unit
KIT-OAC-DIS20[3]	DIS20[3]	184.00	Disconnect switch, double-pole, 20A at 277V and less
KIT-OAC-DIS40[3]	DIS40[3]	212.00	Disconnect switch, triple-pole, 40A at 600V max.
KIT-OAC-DIS80[3]	DIS80[3]	258.00	Disconnect switch, triple-pole, 80A at 600V max.
-	IV	184.00	Fan switch
-	OO	189.00	On/Standby heating switch
-	R[4]	193.00	24V control relay, without transformer
-	RT[4]	204.00	24V control relay with transformer

** For factory installed options, add the option number to the product number. See the **Product Code** section inside the front cover.*
[3] For the U.S. only: The nominal current of the unit must not exceed 80% of the capacity of the disconnect.
[4] If the built-in thermostat is not required with the 24V control relay, remove the "-T" from the product number (E.g.: OAC04006-RT).

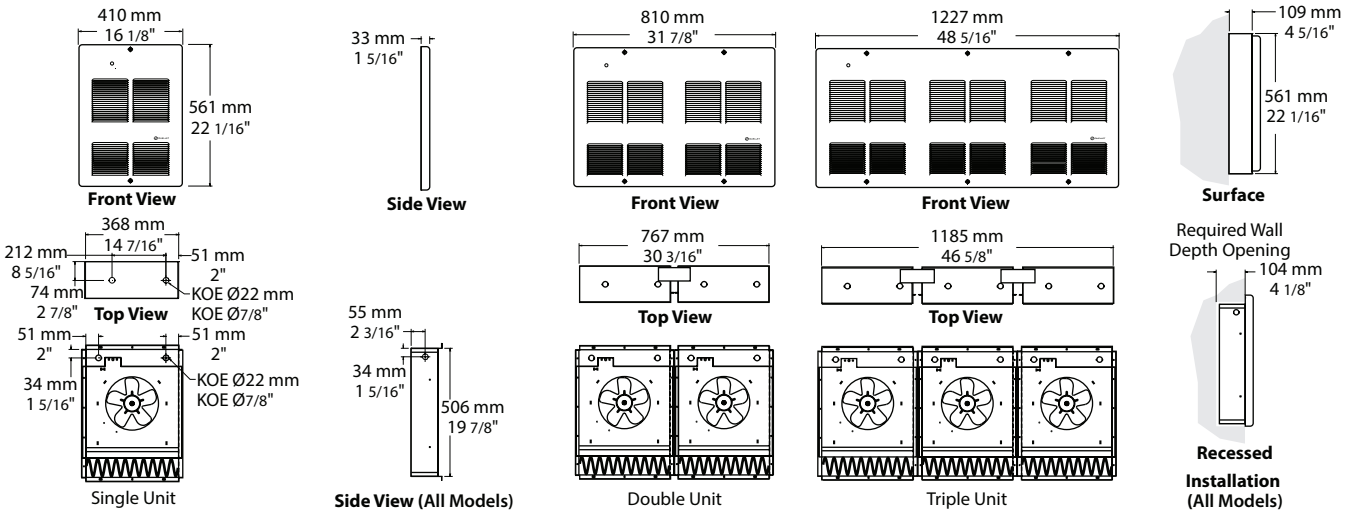

OACP Commercial Ceiling Fan Heater

With surface mounting box

Recessed

C US
VERSION AVAILABLE

Features

Color
- Standard: white, almond.
- Optional (upcharge applicable): metallic silver, bronze, metallic charcoal, aluminum, semi-gloss black, sand.
- Custom colors available upon request.

Finish
- Standard: epoxy/polyester powder paint.

Voltage
- 120V, 208V, 240/208V, 277V, 347V, 480V, 600V, 1-phase.

Construction
- 18-gauge steel front cover.
- High-limit temperature control with automatic reset.

Fan
- Factory-lubricated motor (open and ventilated).
- 160 cfm fan (single unit: 55.5 dBA), 2 X 160 cfm fan (double unit: 58.5 dBA).
- Fan delay purges heater of residual heat.

Heating element
- Durable tubular heating element with fins.

Control
- 240/208V control circuit standard with contactor when needed (except 120V model).
- 24V relay, with or without transformer available.
- Built-in thermostat available.

Note: If an electronic thermostat is used, it must be compatible with forced-air heaters.
Any remote thermostat or relay must be connected to the heater control terminal block.

Installation
- Maximum recommended installation height: 10 ft. (3 m).
- Minimum clearance from adjacent walls: 10 in. (25.4 cm).
- Surface mounting box available.
- Adaptor for T-bar ceiling available.

Warranty
- 3-year warranty against defects.

Application
- Apartment building, commercial building, drop ceiling, stairwell, garage.

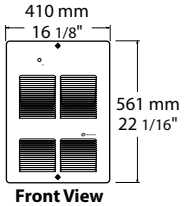

Front View



Side View

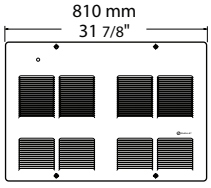

Front View

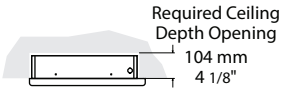

Recessed

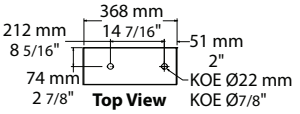

Top View

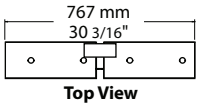

Top View

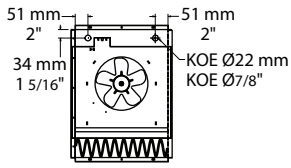

Single Unit

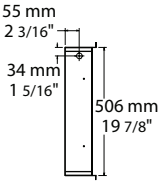

Side View (All Models)

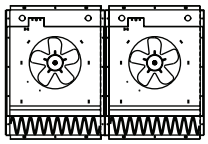

Double Unit

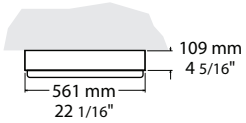

Surface

Installation (All Models)

OACP

Models

Watts	Volts (1 ph)	Product #	Price	BTU/hr	Unit	Weight lb	Weight kg
1500	120	OACP1502	822.00	5123	single	24.0	10.9
2000	208	OACP2008	964.00	6820	single	24.0	10.9
4000	208	OACP4008	964.00	13661	single	24.0	10.9
4800	208	OACP4808	1009.00	16393	single	24.0	10.9
8000	208	OACP8008	2252.00	27321	double	50.0	22.7
1500/1125[1]	240/208	OACP1500	880.00	5123/3842	single	24.0	10.9
2000/1500[1]	240/208	OACP2000	880.00	6830/5123	single	24.0	10.9
3000/2250[1]	240/208	OACP3000	902.00	10246/7684	single	24.0	10.9
4000/3000[1]	240/208	OACP4000	964.00	13661/10246	single	24.0	10.9
4800/3600[1]	240/208	OACP4800	1009.00	16393/12295	single	24.0	10.9
6000/4500[1]	240/208	OACP6000	1982.00	20491/15368	double	50.0	22.7
8000/6000[1]	240/208	OACP8000	2130.00	27321/20491	double	50.0	22.7
1500	347	OACP1507	1168.00	5123	single	28.0	12.7
2000	347	OACP2007	1168.00	6830	single	28.0	12.7
3000	347	OACP3007	1209.00	10246	single	28.0	12.7
4000	347	OACP4007	1248.00	13661	single	28.0	12.7
6000	347	OACP6007	2602.00	20491	double	50.0	22.7
8000	347	OACP8007	2986.00	27321	double	50.0	22.7
1500	480	OACP1504	1232.00	5123	single	28.0	12.7
2000	480	OACP2004	1232.00	6830	single	28.0	12.7
3000	480	OACP3004	1272.00	10246	single	28.0	12.7
4000	480	OACP4004	1317.00	13661	single	28.0	12.7
6000	480	OACP6004	2602.00	20491	double	50.0	22.7
8000	480	OACP8004	2986.00	27321	double	50.0	22.7
1500	600	OACP1506	1232.00	5123	single	28.0	12.7
2000	600	OACP2006	1232.00	6830	single	28.0	12.7
3000	600	OACP3006	1272.00	10246	single	28.0	12.7
4000	600	OACP4006	1317.00	13661	single	28.0	12.7
4800	600	OACP4806	1387.00	16393	single	28.0	12.7
6000	600	OACP6006	2602.00	20491	double	50.0	22.7
8000	600	OACP8006	2986.00	27321	double	50.0	22.7

Options

Product # Kit	Product # Factory installed*	Price	Description
KIT-OAWH-BSA	-	132.00	Surface mounting box for an extruded aluminum front grille, single unit
KIT-OAWH-BSA2	-	264.00	Surface mounting box for an extruded aluminum front grille, double unit
KIT-OAC-BS1	-	95.00	Surface mounting box, single unit
KIT-OAC-BS2	-	190.00	Surface mounting box, double unit
KIT-OAC-DVA	-	332.00	Extruded aluminum front grille, single unit
KIT-OAC-DVA2	-	670.00	Extruded aluminum front grille, double unit
KIT-OACP-DIS20[2]	DIS20[2]	184.00	Disconnect switch, double-pole, 20A at 240V
KIT-OACP-DIS40[2]	DIS40[2]	212.00	Disconnect switch, triple-pole, 40A at 600V
KIT-OACP-R	R	193.00	24V control relay, without transformer
-	RT	204.00	24V control relay, with transformer
KIT-OACP-T	T	153.00	Thermostat
KIT-OACP-T-BAR	-	95.00	Adaptor for T-bar ceiling installation, 23 3/4 in. X 23 3/4 in. (602 mm X 602 mm), single unit
KIT-OACP-T-BAR2	-	190.00	Adaptor for T-bar ceiling installations, 23 3/4 in. X 47 11/16 in. (602 mm X 1211 mm), double unit

** For factory installed options, add the option number to the product number. See the **Product Code** section inside the front cover.*
[1] 208V = 75% of wattage at 240V.
[2] For the U.S. only: The nominal current of the unit must not exceed 80% of the capacity of the disconnect.
Add "BL" for white, "AM" for almond. Upcharge available for optional colors shown in the color chart section.
277V available upon request.

ODS Ceiling Fan Heater

ODSR
Recessed

ODSA (2kW to 5kW)
ODSB (7.5kW to 10kW)
Surface

VERSION AVAILABLE


1


2


3



4


5

Features

Color
- Standard: white, almond.
- Optional (upcharge applicable): metallic silver, bronze, metallic charcoal, aluminum, semi-gloss black, sand.
- Custom colors available upon request.

Finish
- Standard: epoxy/polyester powder paint.

Voltage
- 208V, 240V, 277V, 347V, 480V, 600V, 1 or-3 phase.

Construction
- Outlet grille made of flat ribbon wire. 1
- High-limit temperature control with automatic reset. 2

Fan
- Totally enclosed and lifetime-lubricated ball bearing motor.
- Fan delay purges heater of residual heat. 3

Heating element
- Three stainless steel tubular heating elements with aluminum fins. 5

Control
- 240/208V control circuit standard (except for 2 to 5kW at 277V have 277V control standard).
- Built-in 240V contactor for some models (see table).
- 24V and 120V control circuit available.
- Built-in tamperproof thermostat available.
- 24V relay (with or without transformer) available.
- Continuous circulation controlled by a built-in switch with power-on indicator light available (-CV).

Any remote thermostat or relay must be connected to the heater control terminal block. 4

Installation
- Recommended height: between 8 ft. (2.4 m) and 12 ft. (3.6 m).
- Recessed into insulated or T-bar ceiling (ODSR).
- Surface mounting (ODSA and ODSB), T-BAR adaptor optional.

Note: We recommend installing this product on an outside ceiling to avoid vibrations spreading to an adjacent room.

Warranty
- 3-year warranty against defects.
- 10-year warranty on the heating elements.

Application
- Apartment building, commercial building, drop ceiling, stairwell, garage.

ODSA - Surface
2-5kW, 25 lbs (11.4 kg)

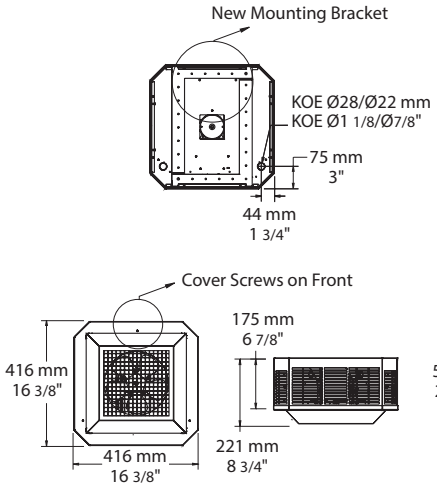

ODSB - Surface
7.5-10kW, 34 lbs (15.5 kg)

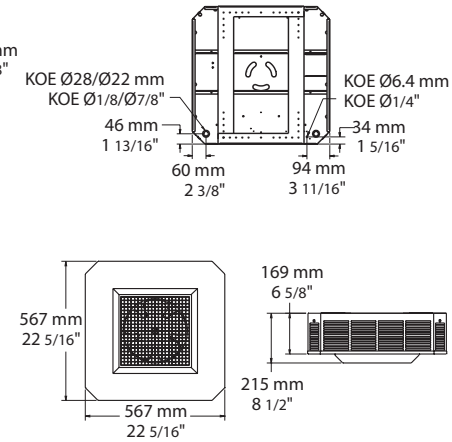

ODSR - Recessed
2-5kW, 31 lbs (14.1 kg)

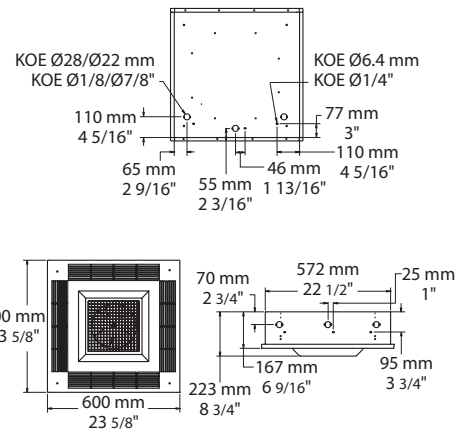

ODS

Models

Watts	Volts (ph)	Product #	Price	Volts (ph)	Product #	Price	cfm	Temperature Rise °C	Temperature Rise °F	Motor HP	Motor rpm
ODSA Surface											
2000	240 (1)	ODSA02000	682.00	240 (3)	ODSA02030[1]	852.00	310	11	20	1/50	1550
3000	240 (1)	ODSA03000	692.00	240 (3)	ODSA03030[1]	870.00	310	17	30	1/50	1550
4000	240 (1)	ODSA04000	707.00	240 (3)	ODSA04030[1]	884.00	310	23	41	1/50	1550
5000	240 (1)	ODSA05000[1]	676.00	240 (3)	ODSA05030[1]	906.00	310	28	51	1/50	1550
2000	208 (1)	ODSA02008	773.00	208 (3)	ODSA02038[1]	1145.00	310	11	20	1/50	1550
3000	208 (1)	ODSA03008	784.00	208 (3)	ODSA03038[1]	1166.00	310	17	30	1/50	1550
4000	208 (1)	ODSA04008	801.00	208 (3)	ODSA04038[1]	1182.00	310	23	41	1/50	1550
5000	208 (1)	ODSA05008[1]	820.00	208 (3)	ODSA05038[1]	1198.00	310	28	51	1/50	1550
2000	347 (1)	ODSA02007[1]	1145.00	-	-	-	310	11	20	1/50	1550
3000	347 (1)	ODSA03007[1]	1166.00	-	-	-	310	17	30	1/50	1550
4000	347 (1)	ODSA04007[1]	1182.00	-	-	-	310	23	41	1/50	1550
5000	347 (1)	ODSA05007[1]	1198.00	-	-	-	310	28	51	1/50	1550
2000	600 (1)	ODSA02006[1]	1145.00	600 (3)	ODSA02036[1]	1145.00	310	11	20	1/50	1550
3000	600 (1)	ODSA03006[1]	1166.00	600 (3)	ODSA03036[1]	1166.00	310	17	30	1/50	1550
4000	600 (1)	ODSA04006[1]	1182.00	600 (3)	ODSA04036[1]	1182.00	310	23	41	1/50	1550
5000	600 (1)	ODSA05006[1]	1198.00	600 (3)	ODSA05036[1]	1198.00	310	28	51	1/50	1550
ODSB Surface											
7500	240 (1)	ODSB07500[1]	1914.00	240 (3)	ODSB07530[1]	1914.00	600	22	39	1/33	1550
10000	240 (1)	ODSB10000[1]	2017.00	240 (3)	ODSB10030[1]	2017.00	600	29	53	1/33	1550
7500	208 (1)	ODSB07508[1]	1914.00	208 (3)	ODSB07538[1]	1914.00	600	22	39	1/33	1550
9900	208 (1)	ODSB09908[1]	2017.00	208 (3)	ODSB09938[1]	2017.00	600	29	53	1/33	1550
7500	347 (1)	ODSB07507[1]	1914.00	-	-	-	600	22	39	1/33	1550
10000	347 (1)	ODSB10007[1]	2017.00	-	-	-	600	29	53	1/33	1550
7500	600 (1)	ODSB07506[1]	1914.00	600 (3)	ODSB07536[1]	1914.00	600	22	39	1/33	1550
10000	600 (1)	ODSB10006[1]	2017.00	600 (3)	ODSB10036[1]	2017.00	600	29	53	1/33	1550
ODSR Recessed											
2000	240 (1)	ODSR02000	1038.00	240 (3)	ODSR02030[1]	1122.00	310	11	20	1/50	1550
3000	240 (1)	ODSR03000	1055.00	240 (3)	ODSR03030[1]	1139.00	310	17	30	1/50	1550
4000	240 (1)	ODSR04000	1072.00	240 (3)	ODSR04030[1]	1158.00	310	23	41	1/50	1550
5000	240 (1)	ODSR05000[1]	1093.00	240 (3)	ODSR05030[1]	1180.00	310	28	51	1/50	1550
2000	208 (1)	ODSR02008	1122.00	208 (3)	ODSR02038[1]	1417.00	310	11	20	1/50	1550
3000	208 (1)	ODSR03008	1139.00	208 (3)	ODSR03038[1]	1437.00	310	17	30	1/50	1550
4000	208 (1)	ODSR04008	1158.00	208 (3)	ODSR04038[1]	1462.00	310	23	41	1/50	1550
5000	208 (1)	ODSR05008[1]	1180.00	208 (3)	ODSR05038[1]	1472.00	310	28	51	1/50	1550
2000	347 (1)	ODSR02007[1]	1417.00	-	-	-	310	11	20	1/50	1550
3000	347 (1)	ODSR03007[1]	1437.00	-	-	-	310	17	30	1/50	1550
4000	347 (1)	ODSR04007[1]	1462.00	-	-	-	310	23	41	1/50	1550
5000	347 (1)	ODSR05007[1]	1472.00	-	-	-	310	28	51	1/50	1550
2000	600 (1)	ODSR02006[1]	1417.00	600 (3)	ODSR02036[1]	1417.00	310	11	20	1/50	1550
3000	600 (1)	ODSR03006[1]	1437.00	600 (3)	ODSR03036[1]	1437.00	310	17	30	1/50	1550
4000	600 (1)	ODSR04006[1]	1462.00	600 (3)	ODSR04036[1]	1462.00	310	23	41	1/50	1550
5000	600 (1)	ODSR05006[1]	1472.00	600 (3)	ODSR05036[1]	1472.00	310	28	51	1/50	1550

Options

Product # Kit	Product # Factory installed*	Price	Description
-	120	144.00	120V control circuit
-	CV	16.00	Summer fan switch and pilot light
KIT-ODS-DIS20[2]	DIS20[2]	162.00	Disconnect switch, double-pole, 20A at 277V and less
KIT-ODS-DIS40[2]	DIS40[2]	190.00	Disconnect switch, triple-pole, 40A at 600V max.
-	DIS80[2]	232.00	Disconnect switch, triple-pole, 80A at 600V
KIT-ODS-R	R	170.00	24V control relay, without transformer
-	RCV24	352.00	Summer fan relay 24V, remote control and pilot light (switch not included)
-	RCV240	114.00	Summer fan relay 240V, remote control and pilot light (switch not included)
-	RT	183.00	24V control relay, with transformer
KIT-ODS-T-AV	TAV	138.00	Thermostat tamperproof
KIT-ODSA-T-BAR	-	144.00	Adaptor for T-bar ceiling, ODSA only
KIT-ODSB-T-BAR	-	144.00	Adaptor for T-bar ceiling, ODSB only

** For factory installed options, add the option number to the product number. See the **Product Code** section inside the front cover.*
[1] Built-in 240V contactor.
[2] For the U.S. only: The nominal current of the unit must not exceed 80% of the capacity of the disconnect.
Add "BL" for white, "AM" for almond. Upcharge available for optional colors shown in the color chart section.
Other voltages available upon request.

ORA-PA15

Drive-Through/
Service Counters Air Curtain

IP20

Features

Model
- Electric heat.

Color
- Front: white (RAL 9016, NCS S 0500-N).
- Grille, rear face, ends and brackets: grey (RAL 7046).
- Custom colors available upon request (RAL Chart).

Voltage
- 208V, 60Hz, 1 phase.

Construction
- Corrosion proof housing made of hot zinc-plate and powder coated steel panels.
- Quick access to internal components via the maintenance hatch.
- 4.3 ft. (1.3 m) power cord without plug.
- High-limit temperature control with automatic reset

Fan
- Squirrel-cage fans.

Element
- Element provides instant heat.

Control
- Control knobs to set the fan and heating steps.

Installation
- The unit can be installed at an angle on the bracket, which is used for wall or ceiling mounting

Warranty
- 1-year warranty against defects

Certification
- Certified INTL as per: CAN/CSA-E60335-2-30:13 (R2018).
- UL 2021 Ed. 4.0. Standards

Application
- Small openings such as drive-through and service counters.

ORA-PA15

Models

Volts (1 ph)	Product #	Price	kW Lo/Hi	FLA[1]	Air flow (m^3/hr)	dBA[2]	Weight lb	Weight kg
208	**PA1508E02NA**	**1460.00**	1.7/2.4	13	380	50	17	7.7
208	**PA1508E04NA**	**1346.00**	2.5/3.7	19	380	50	17	7.7

To order any custom colors from the R.A.L. chart, add "SP"" at the end of the Product # and specify RAL color # on the order. When ordering a different color, inquire about delivery times and prices. Contact our customer service department for lead times

[1] *FLA: total amperage for motor and heat.*

[2] *Sound pressure (dBA) Conditions: Distance to the unit 5 m. Directional factor: 2. Equivalent absorption area: 200 m^2. At highest air flow.*

Above table is valid for 208V, 1ph, 60Hz. Also approved for 230V, 1ph, 60Hz. Product performance for 230V,1ph, 60Hz will differ from stated data.

Air velocity profile

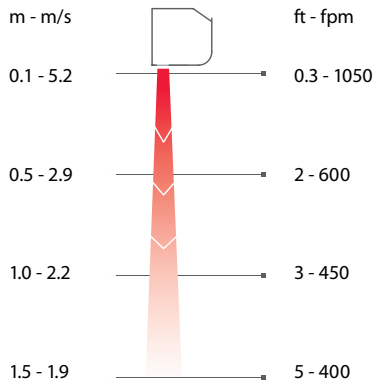

Measurements according to AMCA 220-05.
Average values for products in the series.

Dimensions

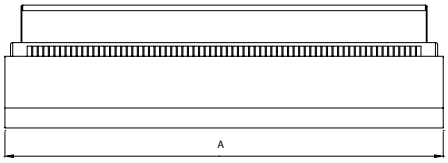

Top

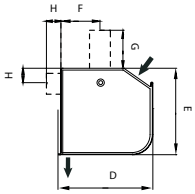

Side

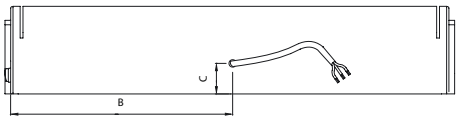

Back

Ref	mm	in
A	790	31.1
B	390	15.4
C	55	2.2
D	167	6.6
E	154	6.1
F	70	2.8
G	67	2.6
H	25	1.0

ORA-C C Range Commercial Air Curtain

Surface

Recessed

Touch remote control included

Features

Model
- Electric heat.
- No heat.

Color
- Standard: white.
- Custom colors available upon request (RAL Chart).

Voltage
- 208V, 240/208V, 480V, 600V, 60 Hz.

Construction
- Steel casing with resistant plastic end caps.
- Quick access to the internal components thanks to the front panel which facilitate maintenance and connection.
- High-limit temperature control with automatic reset.

Fan
- Tangential fans.

Heating element
- Element provides instant heat (electric model).

Control
- Touch remote control included (20 ft. (6 m) RJ control cable included).
- Door switch included.
- Compatible with a Building Management System (Bacnet MS/TP, Modbus RTU or dry contact).
- Personalize programing of the air curtain.

Installation
- Minimum height installation: 6 ft. (1.8 m).
- Maximum height installation:
  - Surface-mounted: 9.84 ft. (3 m) above the floor.
  - Recessed: 9 ft. (2.75 m) above the floor.
- Surface-mounted: brackets included.
- Ceiling hanging: fixings are included for 1/4 in. x 20 UNC threaded rods (rods not supplied).
- Recessed: hinged core grilles included for easy installation and maintenance.
- Joining kit, available in option, for connecting multiple surface mounted units.

Warranty
- 2-year warranty against defects.

Application
- Vestibule, commercial building, entrance way service door, hospital.

Surface

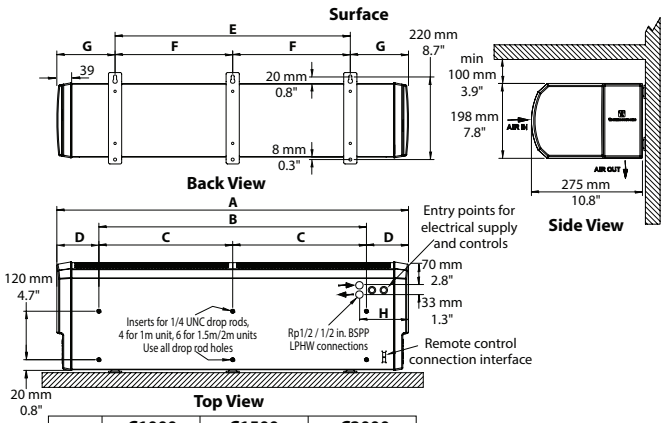

	C1000		C1500		C2000	
	mm	in.	mm	in.	mm	in.
A	1137	44.8	1669	65.7	2200	86.6
B	908	35.8	1408	55.4	1928	75.9
C	-	-	704	27.7	964	38.0
D	115	4.5	131	5.2	136	5.4
E	710	28.0	1208	47.6	1748	68.8
F	0	0	604	23.8	874	34.4
G	214	8.4	231	9.1	226	8.9
H	152	6	172	6.8	172	6.8

Recessed

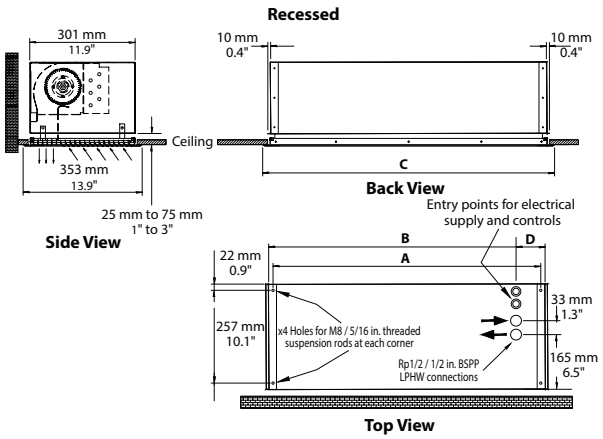

		C1000		C1500		C2000	
		mm	po	mm	po	mm	po
	A	1129	44.4	1529	60.2	2040	80.3
	B	1179	46.4	1579	62.2	2090	82.3
	C	1209	47.6	1609	63.3	2120	83.5
Cut-Out in Ceiling	Length	1179	46.4	1579	62.2	2090	82.3
	Width	301	11.85	301	11.85	301	11.85

ORA-C

Models

Volts (ph)	Product #[1]	Price		kW Lo/Hi	Amp.	cfm	Max velocity (ft./min)	dBA at 3 m	Effective width of air stream		Weight	
		Standard Models	Custom Colors (RAL Chart)[1]						in.	mm	lb	kg
Surface-mounted												
Electric heat												
600 (3) + 208 ou 240[2]	C1000ESEC600V	6280.00	8887.00	4.5/9	9.3+0.5	740	1770	55.0	36	933	35	16
600 (3) + 208 ou 240[2]	C1500ESEC600V	7120.85	9872.00	6/12	12.8+0.7	1060	1770	55.0	56	1430	51	23
600 (3) + 208 ou 240[2]	C2000ESEC600V	11128.00	13958.00	9/18	18.6+1.0	1470	1770	56.0	78	1996	73	33
480 (3) + 208 ou 240[2]	C1000ESEC480V	5508.00	8118.00	4.5/9	10.9+0.5	740	1770	55.0	36	933	35	16
480 (3) + 208 ou 240[2]	C1500ESEC480V	7070.00	9822.00	6/12	14.5+0.7	1060	1770	55.0	56	1430	51	23
480 (3) + 208 ou 240[2]	C2000ESEC480V	9324.00	11932.00	9/18	21.7+1.0	1470	1770	56.0	78	1996	73	33
208 (3)[3]	C1000ESEC208V	5240.00	7846.00	4.32/8.64	24.5	740	1770	55.0	36	933	35	16
208 (3)[3]	C1500ESEC208V	5913.00	8522.00	5.77/11.53	32.7	1060	1770	55.0	56	1430	51	23
208 (3)[3]	C2000ESEC208V	9532.00	12139.00	8.64/17.28	49.0	1470	1770	56.0	78	1996	73	33
No heat												
208/240 (1)[3]	C1000ASEC208-230V	4881.00	7490.00	-	0.5	740	1770	55.0	36	933	33	15
208/240 (1)[3]	C1500ASEC208-230V	5666.00	8274.00	-	0.7	1060	1770	55.0	56	1430	46	21
208/240 (1)[3]	C2000ASEC208-230V	7211.00	9822.00	-	1	1470	1770	56.0	78	1996	68	31
Recessed												
Electric heat												
600 (3) + 208 ou 240[2]	C1000EREC600V	7153.00	9013.00	4.5/9	9.3+0.5	740	1770	55.0	45	1145	44	20
600 (3) + 208 ou 240[2]	C1500EREC600V	8331.00	10295.00	6/12	12.8+0.7	1060	1770	55.0	60	1545	60	27
600 (3) + 208 ou 240[2]	C2000EREC600V	11851.00	13918.00	9/18	18.6+1.0	1470	1770	56.0	80	2055	82	37
480 (3) + 208 ou 240[2]	C1000EREC480V	6244.00	8103.00	4.5/9	10.9+0.5	740	1770	55.0	45	1145	44	20
480 (3) + 208 ou 240[2]	C1500EREC480V	8086.00	10050.00	6/12	14.5+0.7	1060	1770	55.0	60	1545	51	23
480 (3) + 208 ou 240[2]	C2000EREC480V	10723.00	12792.00	9/18	21.7+1.0	1470	1770	56.0	80	2055	73	33
208 (3)[3]	C1000EREC208V	7153.00	9013.00	4,32/8,64	24.5	740	1770	55.0	45	1145	44	20
208 (3)[3]	C1500EREC208V	8331.00	10295.00	5,77/11,53	32.7	1060	1770	55.0	60	1545	60	27
208 (3)[3]	C2000EREC208V	12379.00	14445.00	8,64/17,28	49.0	1470	1770	56.0	80	2055	82	37
No heat												
208/240 (1)[3]	C1000AREC208V	5716.00	7576.00	-	0.5	740	1770	55.0	45	1145	42	19
208/240 (1)[3]	C1500AREC208V	7042.00	9008.00	-	0.7	1060	1770	55.0	60	1545	55	25
208/240 (1)[3]	C2000AREC208V	8761.00	10826.00	-	1	1470	1770	56.0	80	2055	77	35

[1] *To order any custom colors from the R.A.L. chart, add "-SP" at the end of the Product # and specify RAL color # on the order. Contact our customer service department for lead times.*
[2] **IMPORTANT: 600V and 480V models need 2 power sources (E.g.: 600V+208V or 230V) or an external transformer (E.g.: 600V/240V).**
The VA requirement varies between models: C1000 = 200VA, C1500 and C2000 = 350VA.
[3] *Maximum installation height when connected to 208V is 8.53 ft. (2.6 m).*

Options

Product #	Price	Description
ORA-RS-485	359.00	Cable RS-485 to USB adaptor
ORA-T7263703	670.00	Printed circuit board (PCB) V10
T5951001	33.00	Master and slave lead: 9.84 ft. (3 m)
T5951050	108.00	Ecopower extension lead: 32.80 ft. (10 m)
T5951060	127.00	Ecopower extension lead: 49.21 ft. (15 m)
T5951020	245.00	Ecopower extension lead: 98.42 ft. (30 m)
T5951030	33.00	Extension lead coupler

ORA-HX HX Range Commercial Air Curtain

Surface

Recessed

Ecopower control included

Features

Model
- Electric heat.
- No heat.

Color
- Standard: white.
- Custom colors available upon request (RAL Chart).

Voltage
- 208V, 240/208V, 480V, 600V, 60 Hz.

Construction
- Steel casing with resistant plastic end caps.
- Quick access to the internal components thanks to the front panel which facilitate maintenance and connection.
- High-limit temperature control with automatic reset.

Fan
- Squirrel-cage fans.

Heating element
- Element provides instant heat (electric heating model).

Control
- Ecopower control included (20 ft. (6 m) RJ9 control cable included).
- Door switch included.
- Compatible with a Building Management System.
- Personalize programing of the air curtain.

Installation
- Maximum height installation:
  - Surface-mounted: 11.48 ft. (3.5 m) above the floor.
  - Recessed: 11.48 ft. (3.5 m) above the floor.
- Surface-mounted: low profile installation brackets included.
- Ceiling hanging: fixings are included for 3/8 in. x 20 UNC threaded rods (not supplied).
- Recessed: hinged core grilles included for easy installation and maintenance.
- Joining kit, available in option, for connecting multiple surface mounted units.

Warranty
- 2-year warranty against defects.

Application
- Entrance way, vestibule, commercial building, service door, hospital, entrance of retail store.

Surface

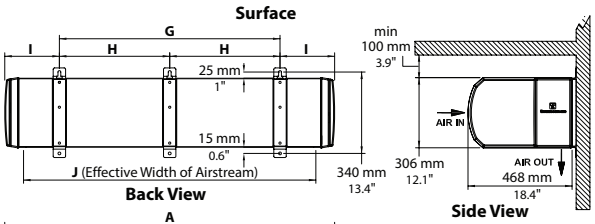

Back View

Side View

Recessed

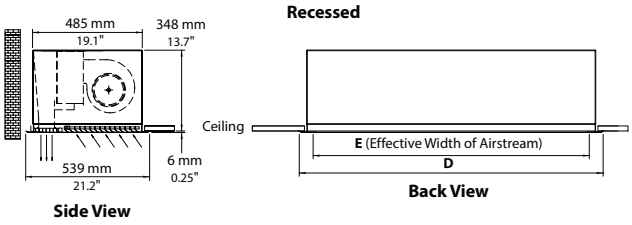

Side View

Back View

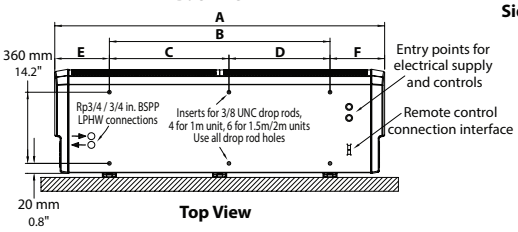

Top View

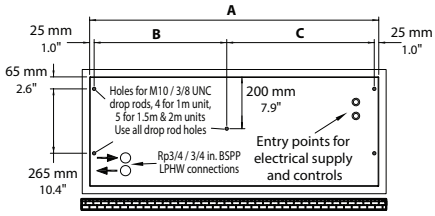

Top View

	HX1000		HX1500		HX2000	
	mm	in.	mm	in.	mm	in.
A	1300	51.2	1825	71.9	2350	92.5
B	895	35.2	1430	56.3	2005	78.9
C	-	-	720	28.4	1032	40.6
D	-	-	710	28.0	973	38.3
E	202	8.0	197	7.8	143	5.6
F	202	8.0	197	7.8	202	8.0
G	898	35.4	1398	55.0	1904	75.0
H	-	-	699	27.5	952	37.5
I	201	7.9	213	8.4	223	8.8
J	1100	43.3	1630	64.2	2150	84.7

		HX1000		HX1500		HX2000	
		mm	in.	mm	in.	mm	in.
	A	1185	46.7	1710	67.3	2235	88.0
	B	-	-	726	28.6	1077	42.4
	C	-	-	933	36.7	1109	43.7
	D	1238	48.7	1763	69.4	2290	90.2
	E	1100	43.3	1630	64.2	2150	84.7
Cut-Out in Ceiling	Length	1185	46.7	1710	67.3	2235	88.0
	Width	485	19.1	485	19.1	485	19.1

ORA-HX

Models

Volts (ph)	Product #[1]	Price		kW Lo/Hi	Amp.	cfm	Max velocity (ft./min)	dBA at 3 m	Effective width of air stream		Weight	
		Standard Models	Custom Colors (RAL Chart)[1]						in.	mm	lb	kg
Surface-mounted												
Electric heat												
600 (3) + 208 or 240[2]	HX1000ENTECO600V	8992.00	11628.00	6/12	13	900	1500	60/58/54	43	1100	101	46
600 (3) + 208 or 240[2]	HX1500ENTECO600V	12134.00	14770.00	12/18	19.3	1315	1500	60/56/53	64	1630	148	67
600 (3) + 208 or 240[2]	HX2000ENTECO600V	14824.00	17460.00	12/24	25.9	1735	1500	60/58/54	85	2150	185	84
480 (3) + 208 or 240[2]	HX1000ENTECO480V	8992.00	11628.00	6/12	15.9	900	1500	60/58/54	43	1100	101	46
480 (3) + 208 or 240[2]	HX1500ENTECO480V	12134.00	14770.00	12/18	23.7	1315	1500	60/56/53	64	1630	148	67
480 (3) + 208 or 240[2]	HX2000ENTECO480V	14824.00	17460.00	12/24	31.7	1735	1500	60/58/54	85	2150	185	84
208 (3)	HX1000ENTECO208V	8992.00	11628.00	6/12	36	790	1500	58/54/50	43	1100	101	46
208 (3)	HX1500ENTECO208V	12134.00	14770.00	12/18	54	1155	1500	58/52/49	64	1630	148	67
208 (3)	HX2000ENTECO208V	14824.00	17460.00	12/24	72	1520	1500	58/54/50	85	2150	185	84
No heat												
208/240 (1)[3]	HX1000ANTECO208-230V	6847.00	9485.00	-	1.4	900	1500	60/58/54	43	1100	99	45
208/240 (1)[3]	HX1500ANTECO208-230V	9218.00	11852.00	-	2.0	1315	1500	60/56/53	64	1630	146	66
208/240 (1)[3]	HX2000ANTECO208-230V	11307.00	13937.00	-	2.8	1735	1500	60/58/54	85	2150	176	80
Recessed												
Electric heat												
600 (3) + 208 or 240[2]	HX1000ERECO600V	10723.00	12600.00	6/12	13	900	1500	60/58/54	43	1100	101	46
600 (3) + 208 or 240[2]	HX1500ERECO600V	14456.00	16438.00	12/18	19.3	1315	1500	60/56/53	64	1630	148	67
600 (3) + 208 or 240[2]	HX2000ERECO600V	17666.00	19753.00	12/24	25.9	1735	1500	50/58/54	85	2150	185	84
480 (3) + 208 or 240[2]	HX1000ERECO480V	10723.00	12600.00	6/12	15.9	900	1500	60/58/54	43	1100	101	46
480 (3) + 208 or 240[2]	HX1500ERECO480V	14456.00	16438.00	12/18	23.7	1315	1500	60/56/53	64	1630	148	67
480 (3) + 208 or 240[2]	HX2000ERECO480V	17666.00	19753.00	12/24	31.7	1735	1500	50/58/54	85	2150	185	84
208 (3)	HX1000ERECO208V	10723.00	12600.00	6/12	36	790	1500	58/54/50	43	1100	101	46
208 (3)	HX1500ERECO208V	14456.00	16438.00	12/18	54	1155	1500	58/52/49	64	1630	148	67
208 (3)	HX2000ERECO208V	17666.00	19753.00	12/24	72	1520	1500	58/54/50	85	2150	185	84
No heat												
208/240 (1)[3]	HX1000ARECO208-230V	8141.00	10018.00	-	1.4	900	1500	60/58/54	43	1100	99	45
208/240 (1)[3]	HX1500ARECO208-230V	10973.00	12955.00	-	2	1315	1500	60/56/53	64	1630	146	66
208/240 (1)[3]	HX2000ARECO208-230V	13398.00	15489.00	-	2.8	1735	1500	60/58/54	85	2150	176	80

[1] *To order any custom colors from the R.A.L. chart, add "-SP" at the end of the Product # and specify RAL color # on the order. Contact our customer service department for lead times.*
[2] **IMPORTANT: 600V and 480V models need 2 power sources (E.g.: 600V+208V or 230V) or an external transformer (E.g.: 600V/240V).**
The VA requirement varies between models: HX1000 = 500VA, HX1500 = 750VA and HX2000 = 1000VA.
[3] *Maximum installation height when connected to 208V is 9.84 ft. (3 m).*

Options

Product # Kit	Price	Description
ORA-EEPROM	54.00	EEPROM memory
ORA-RS-485	359.00	Cable RS-485 to USB adaptor
T7263627	166.00	Programming board
T5951001	33.00	Master and slave lead: 9.84 ft. (3 m)
T5951050	108.00	Ecopower extension lead : 32.80 ft (10 m)
T5951060	127.00	Ecopower extension lead : 49.21 ft. (15 m)
T5951020	245.00	Ecopower extension lead : 98.42 ft. (30 m)
T5951030	33.00	Extention lead coupler

ORA-EC40

Commercial and Industrial Air Curtain

Horizontal mounting

Vertical mounting

Features

Model
- Electric heat.
- No heat.

Color
- Stainless steel housing: white (RAL 9016, NCS S 0500-N).
- Grille, rear face and ends: grey (RAL 7046).
- Custom colors available upon request (RAL Chart).

Voltage
- 208V, 480V, 600V, 60 Hz.

Motor
- Very low operating costs can be achieved thanks to the combination of EC motors and Frico's unique fan geometry.

Construction
- External electronic board for easy connection and maintenance.
- Quick access to internal components via the maintenance hatch.
- High-limit temperature control with automatic reset.
- Integrated transformer for motor and control circuit (480V and 600V models)

Fan
- Squirrel-cage fans.

Element
- Element provides instant heat (electric heat model).

Control
- SIRe control system included.
- Door switch included.
- Compatible with a Building Management System.
- Personalize programing of the air curtain.

Installation
- Maximum height installation (horizontal mounted):
  - Surface mounted: 13.1 ft. (4 m) above floor.
  - Recessed: 13.1 ft. (4 m) above floor.
- Maximum width installation (vertical mounted):
  - 16 to 20 ft. (5 to 6 m) 2 units, 1 on each side.
- For vertical mounting, the air curtain must be used with the joining and vertical mounting kit PA4JK (not included).
- Design kit can be used for unobtrusive installations using concealed brackets, tubes and cables (not included).

Note: The recommended installation height may vary according to the installation conditions. Air curtains must be placed as near to the entrance as possible and cover the entire width.

Warranty
- 5-year warranty against defects.

Certification
- AMCA 210, 220 and 300 certified for performance and sound level, and meets the following Energy Standard for Buildings Code: ANSI/ASHRAE/IES standard 90.1.

Application
- Garage door, vestibule, commercial building, lobby, service door, hospital, store entrance.

ORA-EC40

Models

Volts (ph)	Product #	Price	kW Lo/Hi	Amp.	cfm	Max velocity (ft./min)[1]	dBA[2]	Effective width of air stream		Weight	
								in.	mm	lb	kg
Surface-mounted											
Electric heat											
600 (3)	PAEC4010E12-600VNA	7508.00	4/12	15	1400	2560	80	38	960	104	47
600 (3)	PAEC4015E18-600VNA	9106.00	6/18	23	1950	2560	81	58	1470	137	62
600 (3)	PAEC4020E24-600VNA	13025.00	8/24	30	2800	2560	82	77	1960	185	84
600 (3)	PAEC4025E30-600VNA	14865.00	10/30	38	3300	2560	83	97	2470	234	106
480 (3)	PAEC4010E12-480VNA	7508.00	4/12	18	1400	2560	80	38	960	104	47
480 (3)	PAEC4015E18-480VNA	9106.00	6/18	27	1950	2560	81	58	1470	137	62
480 (3)	PAEC4020E24-480VNA	12349.00	8/24	35	2800	2560	82	77	1960	185	84
480 (3)	PAEC4025E30-480VNA	16064.00	10/30	45	3300	2560	83	97	2470	234	106
208 (3)	PAEC4010E10-208VNA	7222.00	4/10	31	1400	2560	80	38	960	93	42
208 (3)	PAEC4015E15-208VNA	8827.00	5/15	45	1950	2560	81	58	1470	126	57
208 (3)	PAEC4020E20-208VNA	12323.00	7/20	60	2800	2560	82	77	1960	172	78
No heat											
208 (1)	PAEC4010A-NA	6299.00	-	3.0	1400	2560	80	38	960	84	38
208 (1)	PAEC4015A-NA	7514.00	-	4.5	1950	2560	81	58	1470	108	49
208 (1)	PAEC4020A-NA	10028.00	-	6.0	2800	2560	82	77	1960	141	64
208 (1)	PAEC4025A-NA	11223.00	-	7.5	3300	2560	83	97	2470	172	78
Recessed											
Electric heat											
600 (3)	AREC4010E12-600VNA	9693.00	4/12	15	1530	2220	76	38	960	125	56.5
600 (3)	AREC4015E18-600VNA	10465.00	6/18	22	2150	2220	76	59	1485	171	77.5
600 (3)	AREC4020E24-600VNA	18379.00	8/24	30	3050	2220	78	78	1975	224	101.5
600 (3)	AREC4025E30-600VNA	27389.00	10/30	36	3650	2220	80	98	2508	287	121.0
480 (3)	AREC4010E12-480VNA	9693.00	4/12	19	1530	2220	76	38	960	125	56.5
480 (3)	AREC4015E18-480VNA	10465.00	6/18	26	2150	2220	76	59	1485	171	77.5
480 (3)	AREC4020E24-480VNA	18379.00	8/24	35	3050	2220	78	78	1975	224	101.5
480 (3)	AREC4025E30-480VNA	27548.00	10/30	43	3650	2220	80	98	2508	287	121.0
208 (3)	AREC4010E10-208VNA	9406.00	4/10	31	1530	2220	76	38	960	117	53.0
208 (3)	AREC4015E15-208VNA	10179.00	5/15	44	2150	2220	76	59	1485	163	74.0
208 (3)	AREC4020E20-208VNA	18521.00	7/20	60	3050	2220	78	78	1975	212	96.0
No heat											
208 (1)	AREC4010A-NA	8094.00	-	3.1	1530	2220	76	38	960	99	52
208 (1)	AREC4015A-NA	8845.00	-	3.9	2150	2220	76	59	1485	139	71
208 (1)	AREC4020A-NA	14670.00	-	6.2	3050	2220	78	78	1975	181	94
208 (1)	AREC4025A-NA	19985.00	-	7.0	3650	2220	80	98	2508	234	121

To order any custom colors from the R.A.L. chart, add "SP"' at the end of the Product # and specify RAL color # on the order. Contact our customer service department for lead times.

[1] *Measurements according to AMCA 220-05. Average values for products in the series. Measurement taken at 0.3 ft. (0.1 m).*
[2] *Values shown are for total sound power levels for Installation Type A: free inlet, free outlet. The Sound power level ratings shown are in decibels, referred to 10-12 watts, calculated per AMCA Standard 301.*

Recessed

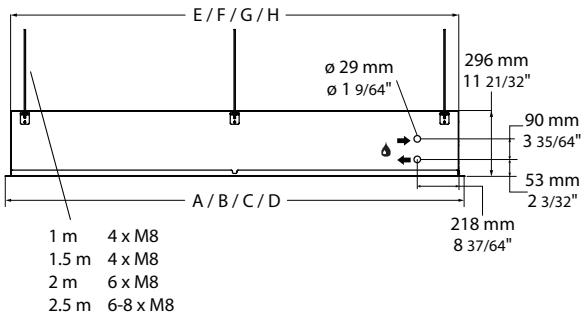

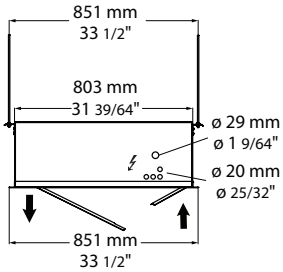

	mm	in.	Type
A	1067	42 1/64	AREC4010x
B	1577	62 3/32	AREC4015x
C	2067	81 3/8	AREC4020x
D	2579	101 17/32	AREC4025x
E	1020	40 5/32	AREC4010x
F	1520	59 27/32	AREC4015x
G	2020	79 17/32	AREC4020x
H	2520	99 7/32	AREC4025x

ORA-EC40

Options for horizontal mounting

Product # Kit	Price	Description	Quantity included	Dimension in.	Dimension mm
PA34WB15	162.00	Wall mounting brackets for 1 and 1.5 m (3.3 and 4.9 ft.) units	2	16	400
PA34WB20	243.00	Wall mounting brackets for 2 m (6.6 ft.) units	3	16	400
PA34WB30	324.00	Wall mounting brackets for 2.5 m (8.2 ft.) units	4	16	400
PA34VD15	61.00	Vibration dampers for 1 and 1.5 m (3.3 and 4.9 ft.) units	4	-	-
PA34VD20	89.00	Vibration dampers for 2 m (6.6 ft.) units	6	-	-
PA34VD30	127.00	Vibration dampers for 2.5 m (8.2 ft.) units	8	-	-
PA4JK	511.00	Joining and vertical mounting kit PAEC4000	1	-	-
PA4DW10	970.00	Design kit for wall and vertical mounting PAEC4010x	1	3 27/64 x 16 11/16 x 39 39/64	87 x 424 x 1006
PA4DW15	1090.00	Design kit for wall and vertical mounting PAEC4015x	1	3 27/64 x 16 11/16 x 59 11/16	87 x 424 x 1516
PA4DW20	1179.00	Design kit for wall and vertical mounting PAEC4020x	1	3 27/64 x 16 11/16 x 78 31/32	87 x 424 x 2006
PA4DW25	1293.00	Design kit for wall and vertical mounting PAEC4025x	1	3 27/64 x 16 11/16 x 99 1/16	87 x 424 x 2516
PA4DCS	926.00	Design kit for ceiling mounting, small	1	8 - 12	200 - 300
PA4DCM	965.00	Design kit for ceiling mounting, medium	1	12 - 20	300 - 500
PA4DCL	1060.00	Design kit for ceiling mounting, large	1	20 - 36	500 - 900
PA4DXT	475.00	Design kit for ceiling mounting, extension	1	16 17/32	420

Options for vertical mounting

Product # Kit	Price	Description	Quantity included
PA4JK	511.00	Joining and vertical mounting kit PAEC4000	1
PA4DW10	970.00	Design kit for wall and vertical mounting PAEC4010x	1
PA4DW15	1090.00	Design kit for wall and vertical mounting PAEC4015x	1
PA4DW20	1179.00	Design kit for wall and vertical mounting PAEC4020x	1
PA4DW25	1293.00	Design kit for wall and vertical mounting PAEC4025x	1
AXP300	475.00	Collision protection	1

PA34WB

PA34VD

PA4JK

PA4DW

PA4DC

AXP300

Surface - Horizontal mounting

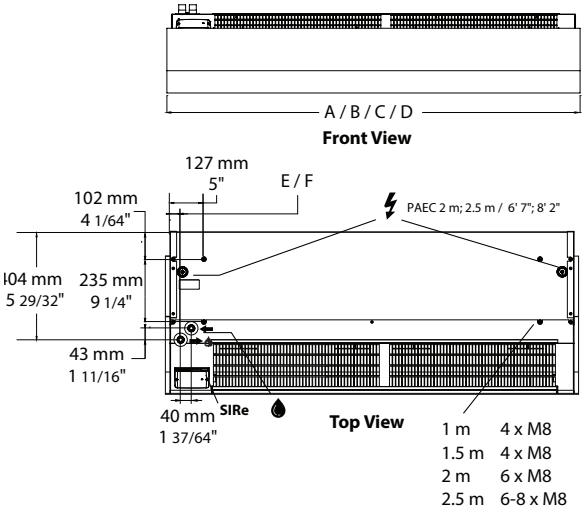

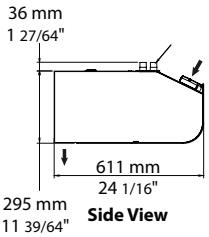

	mm	in.	Type
A	1039	40 29/32	PAEC4010x
B	1549	60 63/64	PAEC4015x
C	2039	80 9/32	PAEC4020x
D	2549	100 23/64	PAEC4025x
E	40	1 37/64	PAEC4010/15/20x
F	39	1 17/32	PAEC4025x
G	1572	61 57/64	PAEC4015x
H	2062	81 3/16	PAEC4020x
I	2572	101 17/64	PAEC4025x
J	1515	59 41/64	PAEC4015x
K	2004	78 57/64	PAEC4020x
L	2515	99 1/64	PAEC4025x

Surface - Vertical mounting

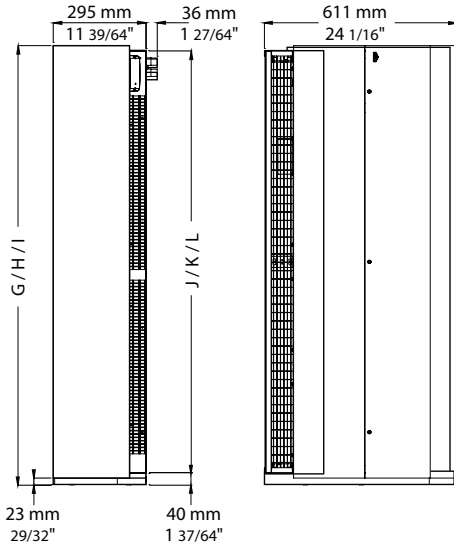

OAE Economical Unit Heater


1


2


3

4

Features

Color
- Standard: almond.

Finish
- Standard: epoxy/polyester powder paint.

Voltage
- 240/208V, 1-phase.

Construction
- 20-gauge steel.
- Adjustable louvers to control warm air flow. 1
- High-limit temperature control with automatic reset. 2

Fan
- 300 cfm fan (51 dBA).
- Totally enclosed factory-lubricated motor. 3

Heating element
- Helical coil nickel-chromium alloy wire protected by ceramic insulators. 4
- Heating element provides instant heat.

Control
- Built-in thermostat included.

Installation
- Mounting brackets for ceiling or wall installation included.
- Mounting brackets allow 360° rotation of the unit.

Warranty
- 3-year warranty against defects.

Application
- Garage, workshop.

Models

Watts	Volts	Product #[1]	Price	BTU/hr	Heating Element Type	Weight lb	Weight kg
2000/1500	240/208	**OAE2000AM-EO-TB6**	**644.00**	6824/5118	Open	20.0	9.1
3000/2250	240/208	**OAE3000AM-EO-TB6**	**649.00**	10236/7677	Open	20.0	9.1
5000/3750	240/208	**OAE5000AM-EO-TB6**	**682.00**	17060/12795	Open	20.0	9.1

[1] *Mounting brackets included.*
Standard color is almond.

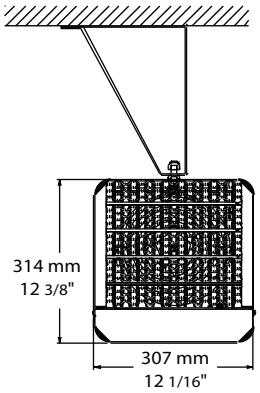

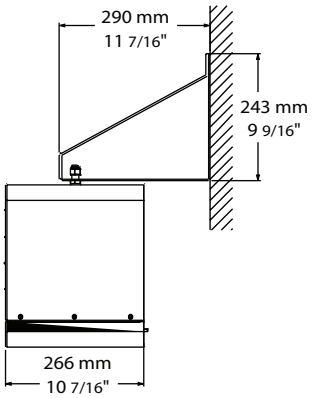

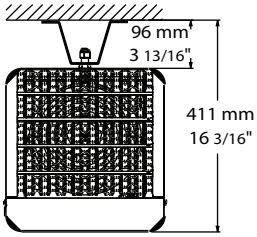

OCC Portable Construction Heater

NEMA 6-30R
30A, 250VAC

Features

Color
- Standard: almond.

Finish
- Standard: epoxy/polyester powder paint.

Voltage
- 240/208V, 1-phase.

Construction
- Handle may be used as a reel for the electrical cable.
- 6 ft. (2 m) molded electrical cable for extra durability.
- Safely recessed thermostat knob reduces heater size to a minimum.
- High-limit temperature control with automatic reset.

Fan
- Enclosed motor permanently lubricated (-MF model).
- Open motor permanently lubricated (-MO model). [1]
- 300 cfm fan.

Heating element
- Helical coil nickel-chromium alloy wire protected by ceramic insulators.
- Heating element provides instant heat

Temperature rise
- 28 °C (51 °F).

Control
- Built-in thermostat included.

Installation
- Must be plugged into a grounded 3-pronged outlet, 30A, 240VAC. [2]

Warranty
- 2-year warranty against defects (-MO model).
- 3-year warranty against defects (-MF model).

Application
- Construction area, workshop, garage.

Models

Watts	Volts	Product #[2]	Price	Motor type	Grounded 3-pronged outlet	Weight	
						lb	kg
4800/3600	240/208	**OCC4800AM-MF-TB6**	**262.00**	Enclosed	30A. 240VAC	16.0	7.3
4800/3600	240/208	**OCC4800AM-MO-TB6**[1]	**193.00**	Open	30A. 240VAC	16.0	7.3

[1] The open motor is not intended for use in a dusty environment.
[2] Always unplug heater when not is use.
Standard color is almond.

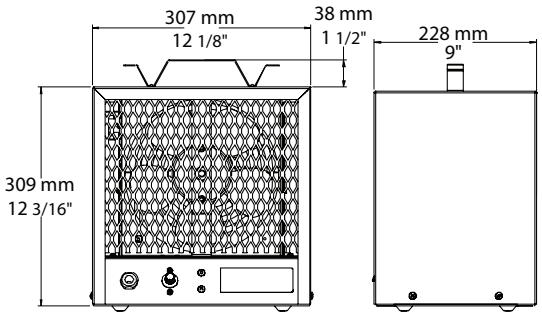

OCC-WB Unit Heater with Bracket

NEMA 6-30R
30A, 250VAC

Features

Color
- Standard: almond.

Finish
- Standard: epoxy/polyester powder paint.

Voltage
- 240/208V, 1-phase.

Construction
- Handle may be used as a reel for the electrical cable.
- 6 ft. (2 m) molded electrical cable for extra durability.
- Safely recessed thermostat knob reduces heater size to a minimum.
- High-limit temperature control with automatic reset.

Fan
- Open motor permanently lubricated (-MO model). 1
- 300 cfm fan.

Heating element
- Helical coil nickel-chromium alloy wire protected by ceramic insulators.
- Heating element provides instant heat

Temperature rise
- 28 °C (51 °F).

Control
- Built-in thermostat included.

Installation
- Wall or ceiling mounting using the supplied bracket which allow 360° rotation of the heater and prevent it from tipping over.
- Must be plugged into a grounded 3-pronged outlet, 30A, 240VAC. 2

Warranty
- 2-year warranty against defects.

Application
- Workshop, shed, garage.

Models

Watts	Volts	Product #[1]	Price	Motor type	Grounded 3-pronged outlet	Weight	
						lb	kg
4800/3600	240/208	**OCC4800AMWB-MO-TB6**[1]	**252.00**	Open	30A, 240VAC	16.0	7.3

[1] The open motor is not intended for use in a dusty environment.
[2] Always unplug heater when not is use.
Standard color is almond.

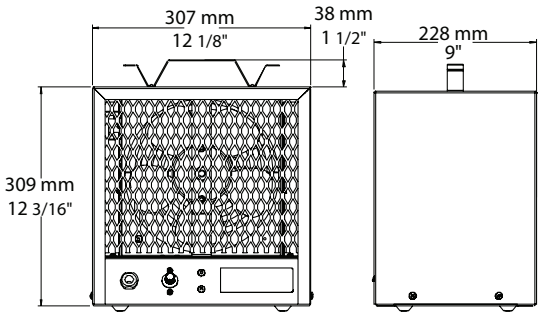

OCC-RF Hard-Wired Unit Heater



Features

Color
- Standard: almond.

Finish
- Standard: epoxy/polyester powder paint.

Voltage
- 240/208V, 1-phase.

Construction
- Carrying handle used as attach point for the wall bracket.
- 6 ft. (2 m) molded electrical cable for extra durability.
- Safely recessed thermostat knob reduces heater size to a minimum.
- High-limit temperature control with automatic reset.

Fan
- Open motor permanently lubricated (-MO model). 1
- 300 cfm fan

Heating element
- Helical coil nickel-chromium alloy wire protected by ceramic insulators.
- Heating element provides instant heat

Temperature rise
- 28 °C (51 °F).

Control
- Built-in thermostat included.

Installation
- Hard-wired into an electrical junction box (not included).
- Wall or ceiling mounting using the supplied bracket which allow 360° rotation of the heater and prevent it from tipping over.

Warranty
- 2-year warranty against defects.

Application
- Workshop, shed, garage.

Models

Watts	Volts	Product #[1]	Price	Motor type	Weight	
					lb	kg
4800/3600	240/208	**OCC4800AMRF-MO-TB6**[1]	**235.00**	Open	16.0	7.3

[1] Mounting bracket included.
Standard color is almond.

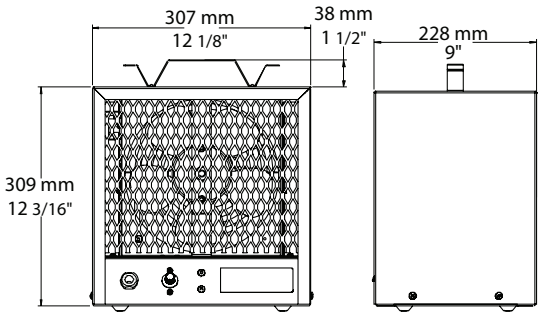

OKB Infrared Radiant Heater

Features

Finish
- Anodized aluminum.

Voltage
- 120V, 208V, 240V, 480V, 600V, 1-phase.
- Other voltages available upon request.

Construction
- No visible light is emitted by the heater.
- Built-in adjustable directional system.
- 60° standard radiation angle (optional 45°).

Heating element
- Incoloy stainless steel tubular heating element with 60° standard radiation angle (optional 45°).
- Quartz element with 60° standard radiation angle.

Installation
- Vertical or horizontal mounting for stainless steel element models.
- Horizontal mounting for Quartz element models.
- Surface-mounted to connection box (on non-combustible surface) or suspended by chains and eyelets (chains not included).
- Must be connected only to a circuit protected by suitable ground fault protection.
- 90 °C (194 °F) wiring is sufficient.
- Recommended installation height: 8 to 10 ft. (2.4 to 3 m).

Warranty
- 1-year warranty against defects.

Application
- Factory, warehouse, workshop, church.

Models

Watts	Product # 120V	208V	240V	600V	Price	Over-All Length in.	mm	Heating Section in.	mm	Weight lb	kg
Incoloy stainless steel tubular heating element with 60° standard radiation angle (optional 45°)[1]											
950	OKB299C611	OKB299C621	OKB299C631	-	1323.00	31 1/2	800	20	508	5.1	2.3
1500	OKB411C611	OKB411C621	OKB411C631	-	1435.00	43 1/2	1105	32	813	6.8	3.1
1900	OKB471C611	OKB471C621	OKB471C631	-	1454.00	49 1/2	1257	38	965	8.0	3.6
2000	-	OKB412C621	OKB412C631	OKB412C681	1376.00	43 1/2	1105	32	813	7.2	3.3
2300	-	OKB472C621	OKB472C631	OKB472C681	1503.00	49 1/2	1257	38	965	8.1	3.7
3000	-	OKB593C621	OKB593C631	OKB593C681	1641.00	61 1/2	1562	50	1270	9.9	4.5
3800	-	OKB713C621	OKB713C631	OKB713C681	2012.00	73 1/2	1867	62	1575	11.7	5.3
Quartz element with 60° standard radiation angle											
800	OKB258T611	OKB258T621	OKB258T631	-	1861.00	27 1/2	800	16	406	4.9	2.2
1600	OKB411T611	OKB411T621	OKB411T631	-	2207.00	43 1/2	1105	32	813	7.1	3.2
2500	-	OKB592T621	OKB592T631	OKB592T681	2311.00	61 1/2	1562	50	1270	9.7	4.4
3100	-	OKB713T621	OKB713T631	OKB713T681	2330.00	72 1/2	1867	62	1575	11.3	5.1

Options

Product # Kit	Price	Description
WGA040	127.00	Wire guard for heated section of 16" (406 mm)
WGA050	159.00	Wire guard for heated section of 20" (508 mm)
WGA081	183.00	Wire guard for heated section of 32" (813 mm)
WGA096	217.00	Wire guard for heated section of 38" (965 mm)
WGA127	258.00	Wire guard for heated section of 50" (1270 mm)
WGA157	240.00	Wire guard for heated section of 62" (1575 mm)

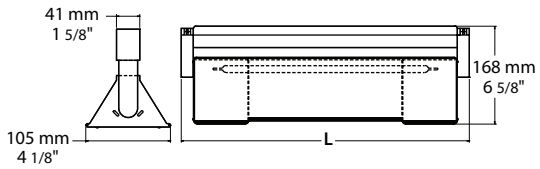

[1]45° spread available upon request. Remember to change the 6 for 4 when ordering.
Example : OKB299C621 becomes OKB299C421.
Other voltages available upon request.

OAU Agricultural Wash Down Unit Heater

Suitable for use in Category 1 and 2 areas per Canadian Electrical Code

Features

Certification
- CSA C22.2 46, UL2021.
- Corrosion requirements CSA C22.2 94.
- Hose down requirements CSA C22.2 94 Type 4X.

Color
- Standard: white.

Finish
- Standard: epoxy/polyester powder paint making it more resistant to corrosion.

Voltage
- 240/208V,1-phase.

Construction
- Robust, 18-gauge satin coat steel construction.
- Adjustable louvers to direct air flow.
- High-limit temperature control with automatic reset.
- CSA C22.2 94 4X non-metallic electrical enclosure.

Fan
- Totally enclosed air over and factory-lubricated ball bearing motor.
- Motor mounted in cold compartment.
- Thermally-protected motor.
- Fan delay at start and shutdown.

Heating element
- Durable low-density steel tubular heating elements with fins; painted in black for a better corrosion resistance.

Control
- 40A disconnect switch built-in.
- 240/208V control circuit built-in.
- Fan switch control built-in.
- Built-in pilot light indicating when high-limit temperature control has been activated.
- High-quality built-in thermostat with stainless steel bulb and capillary, offering great accuracy.

Installation
- Horizontal wall or ceiling mounting using one of two supplied brackets which allow 360° rotation.
- Sealed electrical enclosure located at bottom of unit for ease of installation and servicing.
- Maximum recommended height 12 ft. (3.7 m).
- Minimum height of 8 ft. (2.4 m)
- 30 °C (85 °F) maximum operating ambient temperature.

Warranty
- 1-year warranty against defects.
- 3-year on the heating elements.

Application
- Agricultural installations (dairy farm, stables, poultry farm, barn, pig farm, kennel, etc.).

Model

Watts	Volts (ph)	Product #	Price	BTU/hr	cfm	Temperature Rise		Motor		Weight	
						°C	°F	HP	rpm	lb	kg
5000/3750	240/208 (1)	OAU05000BLLT-DIS40-IV-T[1]	2484.00	17060/12795	300	30	53	1/4	1050	52.8	23.9

[1] Unit with automatic reset high-limit temperature control.
Standard color is white.

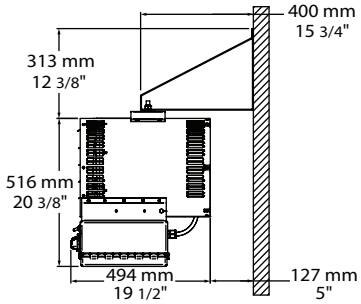

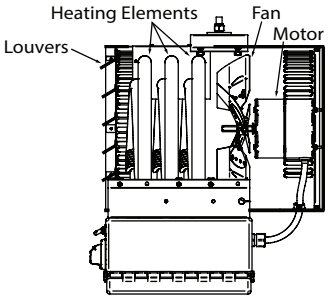

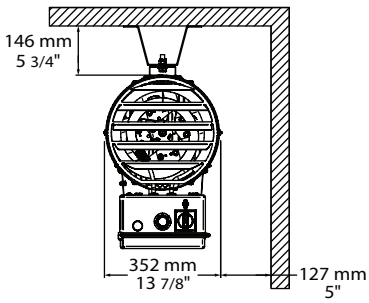

OHV Commercial Unit Heater

US
VERSION AVAILABLE

Training available online **www.ouellet.com**


1


2

3


4


5

Features

Color
- Standard: almond.

Finish
- Standard: epoxy/polyester powder paint.

Voltage
- 208V, 240V, 277V, 347V, 480V, 600V, 1 or 3-phase.

Construction
- Draw-through design for more evenly heated air. 1
- Specially designed outlet diffuser provides maximum air velocity. 2
- Individually adjustable louvers to direct discharge air flow. 3
- High-limit temperature control with automatic reset.
- 18 and 20 gauge steel.

Fan
- Motor - totally enclosed - thermally protected. 4
- Motor mounted in ambient air stream, shielded from heating elements. 5
- Fan delay purges heater of residual heat for longer life.

Heating element
- Stainless steel sheath with aluminum fins.
- Draw-through design permits greater heat transfer.

Control
- All models have factory installed contactor.
- 240/208V control circuit standard on all models (with transformer if needed).
- Full line of unit mounted control accessories available (factory or field installed).

Installation
- Minimum mounting height of 8 ft. (2.4 m.)
- Horizontal or vertical discharge air flow.
- Includes wall and ceiling mounting brackets (for horizontal discharge air flow).
- For vertical air flow 4 welded nuts (for threaded rod 3/8 in. X 16 UNC) provided in heater back.
- Large and easily accessible control compartment.

Note: We recommend installing this product on an outside ceiling or wall to avoid vibrations spreading to an adjacent room.

Warranty
- 5-year warranty against defects.

Application
- Factory, warehouse, garage, store, shipping room.

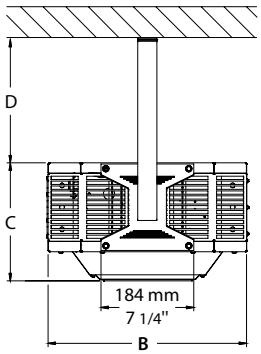

Top View

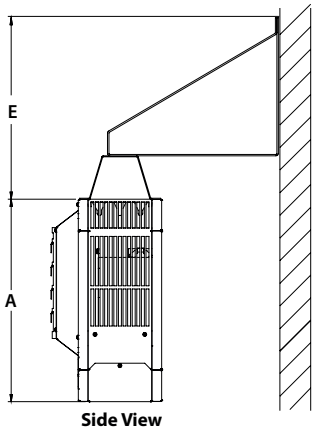

Side View

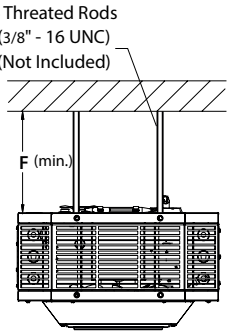

	2 -5kW		7.5-10kW		15-20kW	
	mm	in.	mm	in.	mm	in.
A	416	16 3/8	622	24 1/2	622	24 1/2
B	395	15 9/16	559	22	559	22
C	231	9 1/8	276	10 7/8	412	16 1/4
D	244	9 5/8	357	14 1/16	289	11 3/8
E	373	14 11/16	507	19 15/16	556	21 7/8
F	152	6	254	10	152	6
Weight	kg	lb	kg	lb	kg	lb
	18	40	30	67	41	90

OHV

Models

kW	Volts (ph)	Product #	Price	BTU/hr	cfm	Temperature Rise °C	Temperature Rise °F	Motor HP	Motor rpm
2.0	208 (1/3[1])	OHV02008AM	1352.00	6824	310	11	20	1/50	1490
2.0	208 (3)	OHV02038AM	1352.00	6824	310	11	20	1/50	1490
3.0	208 (1/3[1])	OHV03008AM	1352.00	10236	310	17	31	1/50	1490
3.0	208 (3)	OHV03038AM	1352.00	10236	310	17	31	1/50	1490
5.0	208 (1/3[1])	OHV05008AM	1601.00	17060	310	28	50	1/50	1490
5.0	208 (3)	OHV05038AM	1601.00	17060	310	28	50	1/50	1490
7.5	208 (1/3[1])	OHV07508AM	2308.00	25590	600	22	40	1/33	1490
7.5	208 (3)	OHV07538AM	2308.00	25590	600	22	40	1/33	1490
10.0	208 (1/3[1])	OHV10008AM	2432.00	34120	600	29	52	1/33	1490
10.0	208 (3)	OHV10038AM	2432.00	34120	600	29	52	1/33	1490
15.0	208 (3)	OHV15038AM	3316.00	51180	915	29	52	1/8	1490
20.0	208 (3)	OHV20038AM	3647.00	68240	1250	28	50	1/8	1490
2.0/1.5	240/208 (1/3[1])	OHV02000AM	1352.00	6824/5118	310	11	20	1/50	1550
3.0/2.3	240/208 (1/3[1])	OHV03000AM	1352.00	10236/7848	310	17	31	1/50	1550
5.0/3.75	240/208 (1/3[1])	OHV05000AM	1601.00	17060/12966	310	28	50	1/50	1550
7.5/5.6	240/208 (1/3[1])	OHV07500AM	2308.00	25590/19200	625	21	38	1/33	1550
10.0/7.5	240/208 (1/3[1])	OHV10000AM	2432.00	34120/25590	625	28	50	1/33	1550
15.0/11.3	240/208 (3)	OHV15030AM	3316.00	51180/38387	950	28	50	1/8	1550
20.0/15.0	240/208 (3)	OHV20030AM	3647.00	68240/51180	1300	27	49	1/8	1550
2.0	347 (1)	OHV02007AM	1685.00	6824	310	11	20	1/50	1550
3.0	347 (1)	OHV03007AM	1685.00	10236	310	17	31	1/50	1550
5.0	347 (1)	OHV05007AM	1787.00	17060	310	28	50	1/50	1550
7.5	347 (1)	OHV07507AM	2608.00	25590	625	21	38	1/33	1550
10.0	347 (1)	OHV10007AM	2651.00	34120	625	28	50	1/33	1550
2.0	600 (1)	OHV02006AM	1685.00	6824	310	11	20	1/50	1550
2.0	600 (3)	OHV02036AM	1685.00	6824	310	11	20	1/50	1550
3.0	600 (1)	OHV03006AM	1685.00	10236	310	17	31	1/50	1550
3.0	600 (3)	OHV03036AM	1685.00	10236	310	17	31	1/50	1550
5.0	600 (1)	OHV05006AM	1787.00	17060	310	28	50	1/50	1550
5.0	600 (3)	OHV05036AM	1787.00	17060	310	28	50	1/50	1550
7.5	600 (3)	OHV07536AM	2608.00	25590	625	21	38	1/33	1550
10.0	600 (3)	OHV10036AM	2651.00	34120	625	28	50	1/33	1550
15.0	600 (3)	OHV15036AM	3316.00	51180	950	28	50	1/8	1550
20.0	600 (3)	OHV20036AM	3647.00	68240	1300	27	49	1/8	1550

[1] Models with the indication "1/3" can be field converted from 1 to 3-phase.
Standard color is almond.
277V and 480V available upon request.

Options

Product # Kit	Product # Factory installed*	Price	Description
-	120	182.00	120V control circuit
-	24	179.00	24V control circuit
-	3P	86.00	Triple-pole contactor
KIT-OHV-D4[1]	D4[1]	195.00	Disconnect switch, triple-pole, 40A
KIT-OHV-D8[1]	D8[1]	239.00	Disconnect switch, triple-pole, 80A
KIT-OHV-F1	F1	82.00	Continuous fan switch, for 2 to 5kW units
KIT-OHV-F2	F2	116.00	Continuous fan switch with 24V relay, for units with 24V control circuit
KIT-OHV-F3	F3	82.00	Continuous fan switch, for less than 480V units (7.5 to 20kW)
KIT-OHV-F4	F4	116.00	Continuous fan switch, for 480V units and over (7.5 to 20kW)
KIT-OHV-FR	FR	82.00	Unit mounted fan relay for remote fan control of heaters with 24V control circuit (remote fan switch not included)
-	FUS	269.00	Branch circuit fusing
-	HL	328.00	Hi/Lo switch (15 to 20kW)
KIT-OHV-R	R	179.00	24V relay, without transformer
KIT-OHV-RT	RT	189.00	24V relay, with transformer
KIT-OHV-T2S	T2S	174.00	2-stage thermostat (15 to 20kW)
KIT-OHV-T5	T5	140.00	Single-stage thermostat, for 10kW units and less
KIT-OHV-T6	T6	140.00	Single-stage thermostat, for units over 10kW

** For factory installed options, add the option number to the product number. See the **Product Code** section inside the front cover.*
[1] For the U.S. only: The nominal current of the unit must not exceed 80% of the capacity of the disconnect.

OPH Plenum Rated Unit Heater

**Product shown contain options that are not included with standard product. Please refer to the options chart.*

Features

Color
- Standard: aluminum.

Finish
- Standard: epoxy/polyester powder paint.

Voltage
- 208V, 240V, 277V, 347V, 480V, 600V, 1 or 3-phase.

Construction
- 18 and 20-gauge steel.
- Adjustable louver for air flow direction available.
- Automatic reset and manual reset high-limit temperature control.
- One contactor per high-limit temperature control, on independent circuit.

Fan
- Direct drive, selectable speed squirrel-cage fan.
- Fan delay.

Motor
- Totally enclosed standard factory-lubricated motor.
- Thermally protected motor mounted in cold compartment.
- Constant torque motor (ECM), 1/3 HP max., 1050 rpm max., available

Heating element
- Three tubular heating elements with fins (for 3.1kW-5kW-7.5kW models).
- Six tubular heating elements with fins (for 10kW-12kW-15kW models).

Control
- Factory-installed contactor and 240/208V control circuit standard.*
- Factory-installed disconnect switch.
- 24V control circuit, with transformer available.*
- 120V control circuit with transformer available.*
- Built-in thermostat available.
- Optional 2-stage thermostat (for 10kW-12kW-15kW models).

Ouellet highly recommends to use a wall thermostat for greater comfort.

Any remote thermostat or relay must be connected to the heater control terminal block.

**Two stage heat with 2-stage thermostat available for 10kW to 15kW models.*

Installation
- Horizontal mounting with free air discharge or ducted installation.
- Vertical mounting in the upwards air flow position with ducted installation only (3.1kW and 5kW models only).
- 80 °F (27 °C) maximum operating ambient temperature.
- Zero clearance approved when installed in concealed space.

Warranty
- 3-year warranty against defects.

Application
- This heater is designed to be used in the space between a structural ceiling and a suspended ceiling, plenum space or plenum.
- Crawl space, commercial vestibule, office, commercial building, warehouse, stairwell, underground parking.

3.1kW and 5kW models

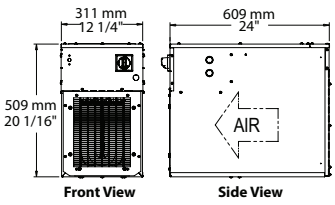

7.5kW to 15kW models

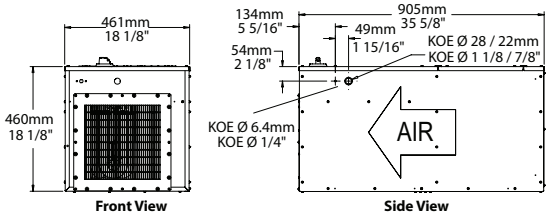

Dimensions for ductwork

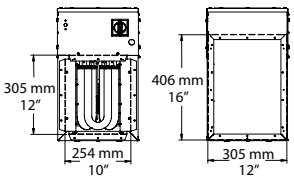

Dimensions for ductwork

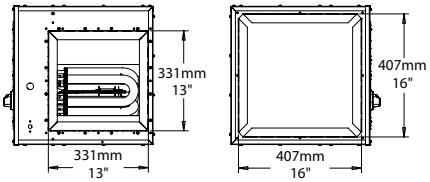

OPH

Models

Product #	Price	Volts	Phase	kW (BTU/hr)	cfm min.[1] Low Speed	cfm min.[1] High Speed	Temperature Rise[2] °C	Temperature Rise[2] °F	Motor HP	Motor rpm	Weight lb	Weight kg
OPH03108AL-DIS40	2121.00	208	1	3.1 (10578)	430	460	12	22	1/3	1075	65	29.6
OPH03138AL-DIS40	2121.00	208	3	3.1 (10578)	430	460	12	22	1/3	1075	65	29.6
OPH03100AL-DIS40	2121.00	240	1	3.1 (10578)	430	460	12	22	1/3	1075	65	29.6
OPH03130AL-DIS40	2121.00	240	3	3.1 (10578)	430	460	12	22	1/3	1075	65	29.6
OPH03177AL-DIS40	2121.00	277	1	3.1 (10578)	430	460	12	22	1/3	1075	65	29.6
OPH03107AL-DIS40	2121.00	347	1	3.1 (10578)	430	460	12	22	1/3	1075	77	35.0
OPH03104AL-DIS40	2121.00	480	1	3.1 (10578)	430	460	12	22	1/3	1075	77	35.0
OPH03134AL-DIS40	2121.00	480	3	3.1 (10578)	430	460	12	22	1/3	1075	77	35.0
OPH03106AL-DIS40	2121.00	600	1	3.1 (10578)	430	460	12	22	1/3	1075	77	35.0
OPH03136AL-DIS40	2121.00	600	3	3.1 (10578)	430	460	12	22	1/3	1075	77	35.0
OPH05008AL-DIS40	2329.00	208	1	5 (17060)	430	460	21	37	1/3	1075	65	29.6
OPH05038AL-DIS40	2329.00	208	3	5 (17060)	430	460	21	37	1/3	1075	65	29.6
OPH05000AL-DIS40	2329.00	240	1	5 (17060)	430	460	21	37	1/3	1075	65	29.6
OPH05030AL-DIS40	2329.00	240	3	5 (17060)	430	460	21	37	1/3	1075	65	29.6
OPH05077AL-DIS40	2329.00	277	1	5 (17060)	430	460	21	37	1/3	1075	65	29.6
OPH05007AL-DIS40	2329.00	347	1	5 (17060)	430	460	21	37	1/3	1075	77	35.0
OPH05004AL-DIS40	2329.00	480	1	5 (17060)	430	460	21	37	1/3	1075	77	35.0
OPH05034AL-DIS40	2329.00	480	3	5 (17060)	430	460	21	37	1/3	1075	77	35.0
OPH05006AL-DIS40	2329.00	600	1	5 (17060)	430	460	21	37	1/3	1075	77	35.0
OPH05036AL-DIS40	2329.00	600	3	5 (17060)	430	460	21	37	1/3	1075	77	35.0
OPH07508AL-DIS80	2650.00	208	1	7.5 (25591)	1100	1200	14	25	1/3	1075	100	45.5
OPH07538AL-DIS40	2650.00	208	3	7.5 (25591)	1100	1200	14	25	1/3	1075	100	45.5
OPH07500AL-DIS40	2650.00	240	1	7.5 (25591)	1100	1200	14	25	1/3	1075	100	45.5
OPH07530AL-DIS40	2650.00	240	3	7.5 (25591)	1100	1200	14	25	1/3	1075	100	45.5
OPH07577AL-DIS40	2650.00	277	1	7.5 (25591)	1100	1200	14	25	1/3	1075	100	45.5
OPH07507AL-DIS40	2650.00	347	1	7.5 (25591)	1100	1200	14	25	1/3	1075	100	45.5
OPH07504AL-DIS40	2650.00	480	1	7.5 (25591)	1100	1200	14	25	1/3	1075	100	45.5
OPH07534AL-DIS40	2650.00	480	3	7.5 (25591)	1100	1200	14	25	1/3	1075	100	45.5
OPH07506AL-DIS40	2650.00	600	1	7.5 (25591)	1100	1200	14	25	1/3	1075	100	45.5
OPH07536AL-DIS40	2650.00	600	3	7.5 (25591)	1100	1200	14	25	1/3	1075	100	45.5
OPH10038AL-DIS40	2894.00	208	3	10 (34121)	1100	1200	18	32	1/3	1075	100	45.5
OPH10000AL-DIS80	2894.00	240	1	10 (34121)	1100	1200	18	32	1/3	1075	100	45.5
OPH10030AL-DIS40	2894.00	240	3	10 (34121)	1100	1200	18	32	1/3	1075	100	45.5
OPH10077AL-DIS80	2894.00	277	1	10 (34121)	1100	1200	18	32	1/3	1075	100	45.5
OPH10007AL-DIS40	2894.00	347	1	10 (34121)	1100	1200	18	32	1/3	1075	100	45.5
OPH10004AL-DIS40	2894.00	480	1	10 (34121)	1100	1200	18	32	1/3	1075	100	45.5
OPH10034AL-DIS40	2894.00	480	3	10 (34121)	1100	1200	18	32	1/3	1075	100	45.5
OPH10006AL-DIS40	2894.00	600	1	10 (34121)	1100	1200	18	32	1/3	1075	100	45.5
OPH10036AL-DIS40	2894.00	600	3	10 (34121)	1100	1200	18	32	1/3	1075	100	45.5
OPH12038AL-DIS80	2999.00	208	3	12 (40945)	1100	1200	22	40	1/3	1075	100	45.5
OPH12030AL-DIS40	2999.00	240	3	12 (40945)	1100	1200	22	40	1/3	1075	100	45.5
OPH12007AL-DIS80	2999.00	347	1	12 (40945)	1100	1200	22	40	1/3	1075	100	45.5
OPH12004AL-DIS40	2999.00	480	1	12 (40945)	1100	1200	22	40	1/3	1075	100	45.5
OPH12034AL-DIS40	2999.00	480	3	12 (40945)	1100	1200	22	40	1/3	1075	100	45.5
OPH12006AL-DIS40	2999.00	600	1	12 (40945)	1100	1200	22	40	1/3	1075	100	45.5
OPH12036AL-DIS40	2999.00	600	3	12 (40945)	1100	1200	22	40	1/3	1075	100	45.5
OPH15038AL-DIS80	3165.00	208	3	15 (51182)	1100	1200	27	49	1/3	1075	100	45.5
OPH15030AL-DIS80	3165.00	240	3	15 (51182)	1100	1200	27	49	1/3	1075	100	45.5
OPH15004AL-DIS40	3165.00	480	1	15 (51182)	1100	1200	27	49	1/3	1075	112	50.9
OPH15034AL-DIS40	3165.00	480	3	15 (51182)	1100	1200	27	49	1/3	1075	112	50.9
OPH15006AL-DIS40	3165.00	600	1	15 (51182)	1100	1200	27	49	1/3	1075	112	50.9
OPH15036AL-DIS40	3165.00	600	3	15 (51182)	1100	1200	27	49	1/3	1075	112	50.9

Options

Product # Kit	Product # Factory installed*	Price	Description
-	24	104.00	24V control circuit
-	120[3]	170.00	120V control circuit
-	OL	20.00	Power indicator light
-	ECM[4]	434.00	Constant torque motor (ECM), 1/3 HP max., 1050 rpm max.
KIT-OPH-3-5KW-FI	FI	18.00	Pleated Air filter for 3-5kW models
KIT-OPH-3-5KW-FIW	FIW	336.00	Washable air filter for 3-5kW models
KIT-OPH-3-5KW-LR	LR	52.00	Louver kit for 3-5kW models
KIT-OPH-3-5KW-T	T	77.00	Built-in thermostat for 3-5kW models

Product # Kit	Product # Factory installed*	Price	Description
KIT-OPH-7-15KW-FI	FI	18.00	Pleated Air filter for 7-15kW models
KIT-OPH-7-15KW-FIW	FIW	336.00	Washable air filter for 7-15kW models
KIT-OPH-7-15KW-LR	LR	52.00	Louver kit for 7-15kW models
KIT-OPH-7-15KW-T	T	77.00	Built-in thermostat for 7-15kW models
KIT-OPH-T2S	T2S	149.00	Built-in 2-stage thermostat for 10-15kW models only

** For factory installed options, add the option number to the product number. See the **Product Code** section inside the front cover.*
[1] Tested at 0.2" water column (static pressure).
[2] Tested at low speed.
[3] With basic control or with the option «-120», the fan will work at low speed only.
[4] Built-in transformer and contactor for 24V are required, add « -24 » to the product number.
Standard color is aluminum.

ODH Electric Duct Heater

Features

Finish
- Non-painted galvanized steel.
- Optional: 304 stainless steel for special applications.

Voltage
- 120V, 208V, 240V, 277V, 347V, 480V, 600V, 1 or 3-phase.

Construction
- Galvanized steel or 304 stainless steel.
- Zero clearance construction: Allows installation in tight spaces.
- Standard control panel door with removable hinges for easy access.

Heating element
- Three heating element models (Heating capacities from 0.5kW to 1000kW):
  - Open coil element (C):
    - › Grade A (NiCr80) and Grade C (NiCr60) (maximum: 1000 °C (1850 °F)).
    - › Heating capacities up to 40kW/sq. ft. for CSA and 24kW/sq. ft. for UL.
  - Tubular element (T):
    - › Incoloy 840 (Nickel alloy)
    - › Stainless steel 316L
    - › U or W shapes depending on heater dimension
    - › Heating capacities up to 13 kW/sq. ft.
  - Finned tubular element (F):
    - › Steel tube with steel fins
    - › 316L stainless steel tube with 304 stainless steel fins.
    - › U or W shapes depending on heater dimension
    - › Heating capacities up to 15 kW/sq. ft.

Control
- Modulating SCR controls, ON/OFF or staging.
- Standard control panel.
- Control panel options: Bottom control panel, insulated control panel, remote control panel.
- Enclosure types: Nema 1 (Standard), Nema 12 (Dust proof), Nema 4 and Nema 4X (Outdoor applications).
- HECB Networkable Controller available for BACnet and Modbus applications.
- Patented EAS Electronic Air Flow Sensors (US 7,012,223).
- Various thermostats and temperature sensors available.

Installation
- Horizontal (H) or vertical (V) mounting.
- Optional left and right protective screens are available.
- Frame: Slip-in (I), 1 in. (25.4 mm) flanged (F) or round (R) collar installation options, minimum 6 in. (152 mm).
- Round collar: available for installation on 6 in. (152 mm) to 24 in. (609 mm) round duct.
- Suitable for most standard HVAC ducted systems.
- Maximum inlet air temperature: 35 °C (95 °F) for open coil elements, 27 °C (81 °F) for tubular elements.
- Maximum outlet air temperature: 93 °C (200 °F).
- All heaters are designed and approved for zero clearance to combustible material.

Benefits
- Precise temperature control: They offer quick, dependable, and precise temperature control for commercial and residential applications and allow zone control for comfort heating.
- Customizable: The heaters can be custom-built for different sizes and wattage ratings, with horizontal and vertical design configurations.
- Energy efficiency: They heat precisely and energy-efficiently with available fully modulating controls.
- Integrates with related controllers, sensors and accessories.
- Can be a retrofit or an integral part of a central HVAC system.
- Is BACnet MS/TP or Modbus compatible.

Warranty
- 2-year warranty on the product from the date of delivery with exception of actuators which are warranted for a period of 3 years and valves which are warranted for a period of 1 year.

Note: 100% configurable product; shipping costs are not included in quotations. Not eligible for prepaid freight level.

Application
- These heaters are suitable for various applications, including HVAC systems, VAV boxes, fan coil units, load banks, make-up air/air handlers, process heaters, and more.
- Residential, commercial, institutional and industrial.
- They are suitable for both new installations and retrofits.

Variety of Heating Elements



Open Coil
- Grade C NiCr60 (60% Nickel and 16% Chrome)
- Grade A NiCr80 (80% Nickel and 20% Chrome)

Benefits
- Excellent heat dissipation
- Minimal pressure drop
- Fast response time
- More kilowatts per sq.ft.
- Quick delivery

Tubular
- Incoloy 840 (Nickel alloy)
- Stainless steel 316L
- U or W shapes depending on heater dimension

Benefits
- Less sensitive to humidity and dust
- Suited for demanding environments
- Excellent mechanical resistance
- Heating element not in direct contact with air

Finned Tubular
- Steel (with steel fins)
- Stainless steel 316L (with stainless steel 304 fins)
- U or W shapes depending on heater dimension.

Benefits
- Fins allow for more efficient heat dissipation
- Less sensitive to humidity and dust
- Suited for demanding environments
- Excellent mechanical resistance
- Heating element not in direct contact with air

Typical Installation

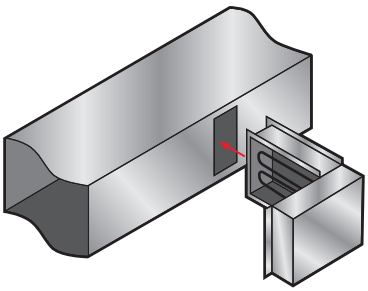

Slip-in
The slip-in type electric heaters are designed so that the entire frame can be inserted into the duct. Using a slip-in heater permits the installation of the entire ventilation duct system before the heaters become available.

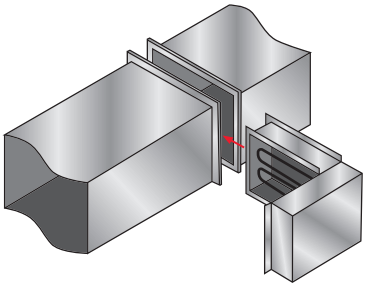

Flanged
Flanged heaters are designed so that the heater is an integral part of the duct work. The heater frame is attached to matching duct flanges. Standard 1" (25.4mm) flanges on the heater frame are used to attach it to the duct.

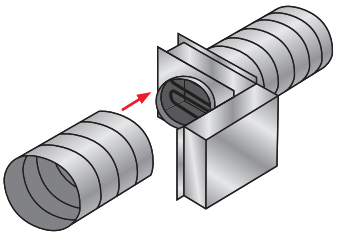

Round Collar
Round collar electric heaters are available for installation on round duct systems. They are provided with one male and one female adapter for ease of installation.

Mounting

Vertical

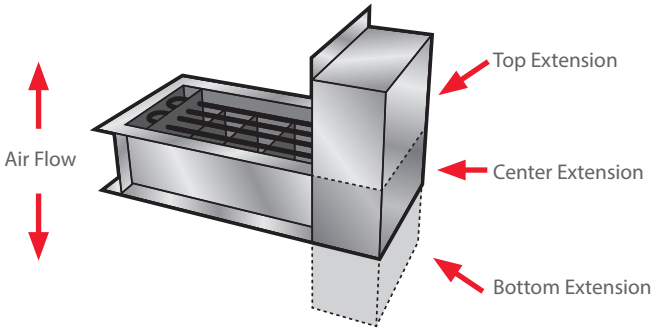

Horizontal

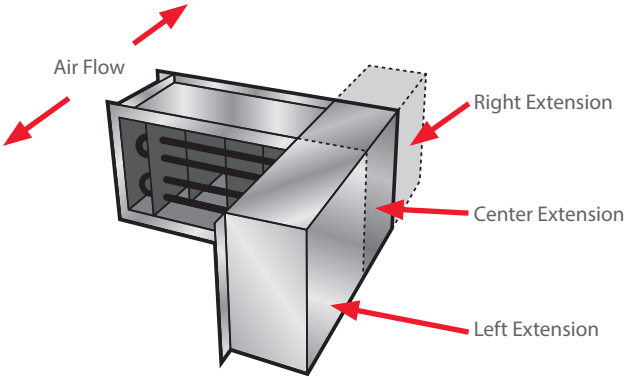

Panel Options

Bottom Control Panel
A bottom control panel can be supplied, when required for easy installation and maintenance. This option is available for all heaters (Slip-in, flanged and round collar) of small dimensions.

Insulated Control Panel
An insulated control panel is recommended for high duct temperatures. Insulation material, 1" (25.4mm) thick is installed between the panel and the hot area to prevent condensation on electrical components.

Remote Control Panel
In certain cases it may be more convenient to install the control panel remotely from the heater or in a separate room. A remote control panel is available as an option.

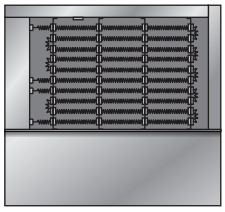

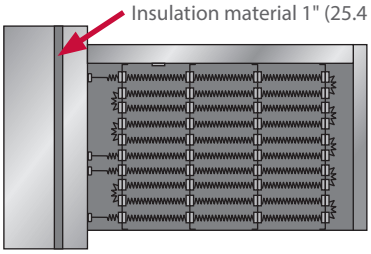

Thermostats & Temperature Sensors for Electric Heaters

Room Controller thermostat
TRO24-EXT1
- For modulating, ON-OFF, staging or pulsed heater
- Backlit LCD display
- 2 heat / cool analog outputs (0-10VDC)
- 4 TRIAC outputs (for ON-OFF, pulse or floating signal)
- Selectable internal/external temperature sensor
- Selectable proportional control band
- Fahrenheit or Celsius scale selectable

Room Controller thermostat
TRO5404
- For modulating, ON-OFF, staging or pulsed heater
- Backlit LCD display
- 2 heat / 2 cool analog outputs (0-10VDC)
- 1 TPM (time proportional modulation) output (0 or 22VDC)
- Selectable internal/external temperature sensor
- Selectableproportional control band
- Fahrenheit or Celsius scale selectable

Wall thermostat
STS3 / ITO3
- Modulating, ON-OFF or staging heater
- STS3 with sensor 3.3 KΩ or available in 10 KΩ
- ITO3 wall thermostat must be used with external duct or wall sensor
- Fahrenheit or Celsius scale selectable

Room temperature sensor
STR1
- Wall sensor for remote temperature reading
- Sensor 3.3 KΩ or 10 KΩ available

Duct temperature sensor
STC8
- Duct sensor for remote temperature reading
- Sensor 10 KΩ and 3.3 KΩ
- High accuracy, fast thermal response
- Epoxy encapsulated sensor
- High stability

Wall temperature sensor
TMA54
- Features a fully configurable Proportional-Integral-Derivative (PID)
- 2 heat / cool analog outputs (0-10VDC)
- Selectable internal/external temperature sensor
- Fahrenheit or Celsius scale selectable

Product #	Description
TRO24-EXT1	Room Controller thermostat
TRO5404	Room Controller thermostat
STS3 / ITO3	Wall thermostat
STR1	Room temperature sensor
STC8	Duct temperature sensor
TMA54	Wall temperature sensor

OAS Commercial Industrial Suspended Unit Heater

Horizontal mounting

C US
VERSION AVAILABLE

Features

Color
- Standard: almond.

Finish
- Standard: epoxy/polyester powder paint.

Voltage
- 208V, 240V, 277V, 347V, 480V, 600V, 1 or 3-phase.
- Some units may be field converted from 3 to 1-phase.

Construction
- 18 and 20-gauge steel.
- Adjustable louvers to direct air flow.
- High-limit temperature control with automatic reset.

Fan
- Totally enclosed factory-lubricated ball bearing motor (except for 15 to 25kW at 208/240V).
- 58 dBA fan (2 to 10kW), 67 dBA fan (15 to 30kW) and 77 dBA fan (40 to 60kW).
- Thermally-protected motor mounted in cold compartment.
- Fan delay purges heater of residual heat.

Heating element
- Tubular heating elements; stainless steel (2 to 10kW); finned steel (15 to 60kW).
- Concentric disposition of heating elements.
- Factory sealed element upon request.

Control
- Factory-installed contactor and 240/208V control circuit standard (with transformer if necessary).
- 24V relay, with or without transformer available.
- 120V control circuit available.
- Built-in thermostat available.

Ouellet highly recommends to use a wall thermostat for greater comfort.

Any remote thermostat or relay must be connected to the heater control terminal block.

Installation
- Not for residential use in the United States.
- Horizontal mounting:
  - 2 to 30kW: wall or ceiling using the supplied brackets which allow 360° rotation.
  - 40 to 60kW: ceiling only secured by the supplied 4 hooks of suspension.
- Vertical mounting (except option -MD):
  - 2 to 60kW: using 4 threaded rods 1/2 in. X 13 UNC (not included).
  - Diffuser cones available.
- Maximum recommended height (horizontal): 2 to 10kW: 8 ft. (2.4 m), 15 to 30kW: 10 ft. (3 m), 40 to 60kW: 15 ft. (4.5 m).
- Protective screen allows minimum horizontal mounting height:
  - Canada 2 to 30 kW: 24 in. (610 mm), 40 to 60kW: 8 ft. (2.4 m).
  - United States 2 to 30 kW 6 ft. (1.8 m), 40 to 60kW: 8 ft. (2.4 m).
- 30 °C (85 °F) maximum operating ambient temperature.

Warranty
- 3-year warranty against defects.

Application
- Commercial hall, warehouse, stairwell, factory.

Standard Installation

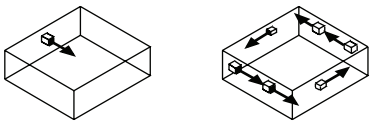

Small Area Large Area

Side View
Motor in Cold Section

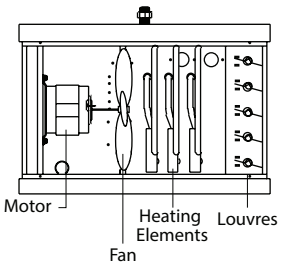

OAS

Models

kW (BTU/hr)	Volts (ph)	Product #	Price	cfm	Temperature Rise °C	Temperature Rise °F	Motor HP	Motor rpm
2.0 (6824)	208 (1)	OAS02008AM	1511.00	510	7	13	1/30	1550
2.0 (6824)	208 (3/1[1])	OAS02038AM	1511.00	510	7	13	1/30	1550
3.0 (10236)	208 (1)	OAS03008AM	1511.00	510	10	18	1/30	1550
3.0 (10236)	208 (3/1[1])	OAS03038AM	1511.00	510	10	18	1/30	1550
4.0 (13648)	208 (1)	OAS04008AM	1531.00	510	14	25	1/30	1550
4.0 (13648)	208 (3/1[1])	OAS04038AM	1531.00	510	14	25	1/30	1550
5.0 (17060)	208 (1)	OAS05008AM	1766.00	700	13	23	1/30	1550
5.0 (17060)	208 (3/1[1])	OAS05038AM	1766.00	700	13	23	1/30	1550
7.5 (25590)	208 (3/1[1])	OAS07538AM	2538.00	700	19	34	1/30	1550
10.0 (34120)	208 (1)	OAS10008AM	2680.00	700	25	45	1/30	1550
10.0 (34120)	208 (3)	OAS10038AM	2680.00	700	25	45	1/30	1550
15.0 (51180)	208 (3/1[1])	OAS15038AM	3655.00	1300	20	36	1/8	1550
20.0 (68240)	208 (3/1[1])	OAS20038AM	4024.00	1300	27	49	1/8	1550
25.0 (85300)	208 (3/1[1])	OAS25038AM	4559.00	1300	34	61	1/8	1550
2.0 (6824)	240 (1)	OAS02000AM	1511.00	510	7	13	1/30	1550
3.0 (10236)	240 (1)	OAS03000AM	1511.00	510	10	18	1/30	1550
4.0 (13648)	240 (1)	OAS04000AM	1531.00	510	14	25	1/30	1550
5.0 (17060)	240 (1)	OAS05000AM	1766.00	700	13	23	1/30	1550
7.5 (25590)	240 (1)	OAS07500AM	2538.00	700	19	34	1/30	1550
10.0 (34120)	240 (1)	OAS10000AM	2680.00	700	25	45	1/30	1550
15.0 (51180)	240 (1)	OAS15000AM	3655.00	1300	20	36	1/8	1550
20.0 (68240)	240 (1)	OAS20000AM	4024.00	1300	27	49	1/8	1550
25.0 (85300)	240 (1)	OAS25000AM	4559.00	1300	34	61	1/8	1550
2.0 (6824)	347 (1)	OAS02007AM	1796.00	510	7	13	1/30	1550
3.0 (10236)	347 (1)	OAS03007AM	1855.00	510	10	18	1/30	1550
4.0 (13648)	347 (1)	OAS04007AM	1903.00	510	14	25	1/30	1550
5.0 (17060)	347 (1)	OAS05007AM	1967.00	700	13	23	1/30	1550
7.5 (25590)	347 (1)	OAS07507AM	2874.00	700	19	34	1/30	1550
10.0 (34120)	347 (1)	OAS10007AM	2926.00	700	25	45	1/30	1550
2.0 (6824)	480 (3)	OAS02034AM	1796.00	510	7	13	1/30	1550
3.0 (10236)	480 (3)	OAS03034AM	1855.00	510	10	18	1/30	1550
4.0 (13648)	480 (3)	OAS04034AM	1903.00	510	14	25	1/30	1550
5.0 (17060)	480 (3)	OAS05034AM	1967.00	700	13	23	1/30	1550
7.5 (25590)	480 (3)	OAS07534AM	2874.00	700	19	34	1/30	1550
10.0 (34120)	480 (3)	OAS10034AM	2926.00	700	25	45	1/30	1550
15.0 (51180)	480 (3)	OAS15034AM	3655.00	1400	19	34	1/3	1725
20.0 (68240)	480 (3)	OAS20034AM	4024.00	1400	25	45	1/3	1725
25.0 (85300)	480 (3)	OAS25034AM	4652.00	1400	31	56	1/3	1725
30.0 (102360)	480 (3)	OAS30034AM	4736.00	1400	38	68	1/3	1725
40.0 (136480)	480 (3)	OAS40034AM[2]	6245.00	2000	35	63	3/4	1140
50.0 (170600)	480 (3)	OAS50034AM[2]	6645.00	2000	44	79	3/4	1140
60.0 (204720)	480 (3)	OAS60034AM[2]	7309.00	2000	53	95	3/4	1140
2.0 (6824)	600 (1)	OAS02006AM	1796.00	510	7	13	1/30	1550
2.0 (6824)	600 (3)	OAS02036AM	1796.00	510	7	13	1/30	1550
3.0 (10236)	600 (1)	OAS03006AM	1855.00	510	10	18	1/30	1550
3.0 (10236)	600 (3)	OAS03036AM	1855.00	510	10	18	1/30	1550
4.0 (13648)	600 (1)	OAS04006AM	1903.00	510	14	25	1/30	1550
4.0 (13648)	600 (3/1[1])	OAS04036AM	1903.00	510	14	25	1/30	1550
5.0 (17060)	600 (1)	OAS05006AM	1967.00	700	13	23	1/30	1550
5.0 (17060)	600 (3/1[1])	OAS05036AM	1967.00	700	13	23	1/30	1550
7.5 (25590)	600 (3/1[1])	OAS07536AM	2874.00	700	19	34	1/30	1550
10.0 (34120)	600 (3/1[1])	OAS10036AM	2926.00	700	25	45	1/30	1550
15.0 (51180)	600 (1)	OAS15006AM	3655.00	1400	19	34	1/3	1725
15.0 (51180)	600 (3/1[1])	OAS15036AM	3655.00	1400	19	34	1/3	1725
20.0 (68240)	600 (1)	OAS20006AM	4024.00	1400	25	45	1/3	1725
20.0 (68240)	600 (3/1[1])	OAS20036AM	4024.00	1400	25	45	1/3	1725
25.0 (85300)	600 (1)	OAS25006AM	4652.00	1400	31	56	1/3	1725
25.0 (85300)	600 (3/1[1])	OAS25036AM	4652.00	1400	31	56	1/3	1725
30.0 (102360)	600 (3)	OAS30036AM	4736.00	1400	38	68	1/3	1725
40.0 (136480)	600 (3)	OAS40036AM	6245.00	2000	35	63	3/4	1140
50.0 (170600)	600 (3)	OAS50036AM[2]	6645.00	2000	44	79	3/4	1140
60.0 (204720)	600 (3)	OAS60036AM[2]	7309.00	2000	53	95	3/4	1140

[1] Models with the indication "3/1" can be field converted from 3 to 1-phase.
[2] If the control option "Disconnect switch" is required, you must order DIS80.
Standard color is almond.
240V, 3-phase and 277V available upon request.

OAS

Options

Product # Kit	Product # Factory installed*	Price	Description
-	120	196.00	120V control circuit
-	3P	96.00	Triple-pole contactor
KIT-OAS-CD1AM	-	187.00	Diffuser cone, 2 to 10kW units
KIT-OAS-CD2AM	-	230.00	Diffuser cone, 15 to 30kW units
KIT-OAS-CD3AM	-	287.00	Diffuser cone, 40 to 60kW units
-	CV	87.00	Summer fan switch, with motor 240V and 277V
-	CV	125.00	Summer fan switch , with motor 480V and 600V
-	DIS40[3]	217.00	Disconnect switch, 40A
-	DIS80[3]	260.00	Disconnect switch, 80A
-	DIS100[3]	894.00	Disconnect switch, 100A
-	ES[1]	102.00	Factory sealed element
-	FANAM	62.00	Fan blades with almond epoxy/polyester coating
-	MD[2]	524.00	Mine duty
KIT-OAS-R	R	190.00	24V relay, without transformer
-	RCV240	129.00	Summer fan relay 240V, remote control (switch not included)
KIT-OAS-RT	RT	209.00	24V relay, with transformer
KIT-OAS-T	T	154.00	Thermostat

** For factory installed options, add the option number to the product number. See the **Product Code** section inside the front cover.*
[1] The option "sealed element" increases the reliability of these in humid environments. It does not completely eliminate the leakage currents of metal shealthed heating elements.
[2] See features below.
[3] For the U.S. only: The nominal current of the unit must not exceed 80% of the capacity of the disconnect.

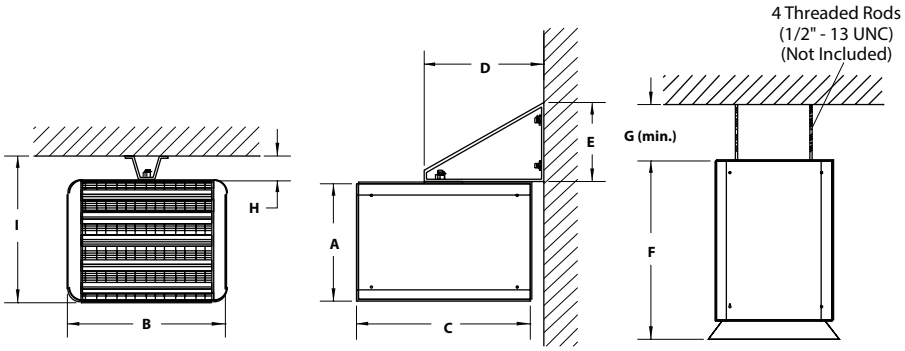

	2 to 10kW		15 to 30kW		40 to 60kW	
	mm	in.	mm	in.	mm	in.
A	309	12 1/8	444	17 1/2	585	23
B	419	16 1/2	556	21 7/8	641	25 1/4
C	432	17	572	22 1/2	870	34 1/4
D	357	14 1/16	470	18 1/2	-	-
E	290	11 7/16	407	16	-	-
F	490	19 5/16	630	24 13/16	924	36 3/8
G	305	12	305	12	305	12
H	123	4 7/8	148	5 13/16	305	12
I	428	16 7/8	592	23 5/16	890	35
Weight	kg	lb	kg	lb	kg	lb
	20	45	39	85	68	150

MD Features of Mine Duty Option

- Drip shield.
- Sealed wiring compartment.
- Hinged door with neoprene gasket.
- Element delay on ON cycle (fan delay on OFF cycle).
- Heavy duty 18-gauge grille.
- Double-pole contactor.
- Heating element can be factory sealed upon request to minimize moisture absorption (option -ES).

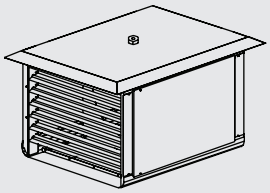

2 to 30kW

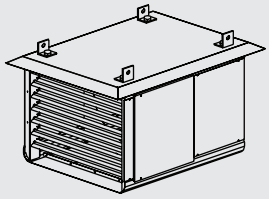

40 to 60kW

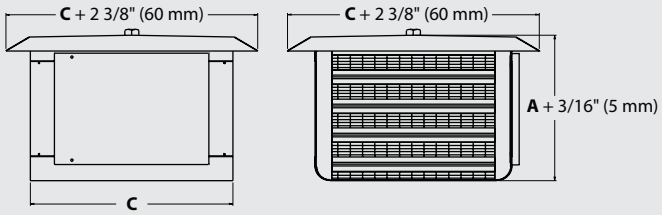

	2 to 10kW		15 to 30kW		40 to 60kW	
	mm	in.	mm	in.	mm	in.
A	305	12	444	17 1/2	585	23
C	432	17	572	22 1/2	870	34 1/4

OAV Vertical Unit Heater


1

2


3


4


5

Features

Color
- Standard: almond.

Finish
- Standard: epoxy/polyester powder paint.

Voltage
- 208V, 240V, 347V, 480V, 600V, 1 or 3-phase.

Construction
- 18-gauge steel.
- Linear high-limit temperature control with automatic reset.
- Terminal block for remote fan control. 1

Fan
- Fan delay; keeps the fan stopped at the beginning to let the heating elements warm-up and keeps the fan going when the heater is stopped to purge heater of residual heat.
- Totally enclosed, ball-bearing motor. 2
- Motor is thermally protected.

Heating element
- Finned tubular heating elements grounded for extra safety. 3

Control
- All models have factory installed contactor. 4
- 240V control circuit (with transformer if necessary).
- 24V relay available with or without transformer.
- 120V control circuit available.
- 30 °C (85 °F) maximum operating ambient temperature.

Any remote thermostat or relay must be connected to the heater control terminal block.

Installation
- Mounting for 10kW and less: 4 threaded holes (1/2 in. - 13 UNC).
- Mounting for 15kW or more: 4 hooks.
- Cones available upon request. 5

Warranty
- 3-year warranty against defects.

Application
- Factory, warehouse, commercial building, garage.

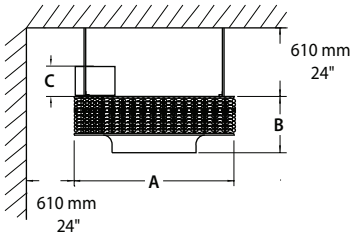

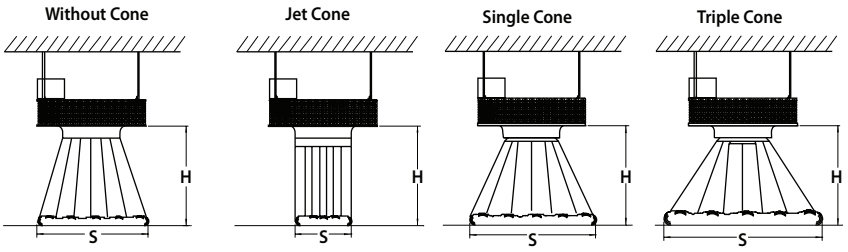

Models (Without Cone)

	A		B		C	
	mm	in.	mm	in.	mm	in.
5 to 10kW	587	23 1/8	203	8	176	6 15/16
15 to 30kW	768	30 1/4	310	12 3/16	170	6 11/16
40 to 60kW	1075	42 5/16	443	17 7/16	172	6 3/4

kW	Without Cone				Cone Jet				Single Cone				Triple Cone			
	H		S		H		S		H		S		H		S	
	m	ft.	m	ft.	m	ft.	m	ft.	m	ft.	m	ft.	m	ft.	m	ft.
5 to 10kW	3.7	12	5.8	19	4.9	16	6.1	20	2.5	8	6.9	22	3.1	10	9.5	31
15 to 30kW	5.5	18	8.5	20	6.7	22	8.5	26	3.7	12	10.0	33	4.3	14	13.2	43
40 to 60kW	8.3	27	13.0	42	9.1	30	11.9	40	4.3	14	11.8	38	6.1	20	15.5	50

OAV

Models

kW	Volts (ph)	Product #	Price	BTU/hr	cfm	Temperature Rise		Motor		Weight	
						°C	°F	HP	rpm	lb	kg
5.0	208 (1)	OAV05008AM	3554.00	17060	450	19	34	1/25	1050	75	34
5.0	208 (3)	OAV05038AM	3554.00	17060	450	19	34	1/25	1050	75	34
7.5	208 (3)	OAV07538AM	3624.00	25590	600	22	40	1/25	1050	75	34
10.0	208 (3)	OAV10038AM	3700.00	34120	750	23	42	1/25	1050	75	34
15.0	208 (3)	OAV15038AM	5824.00	51180	1200	22	40	1/6	1075	100	48
20.0	208 (3)	OAV20038AM	6045.00	68240	1600	22	40	1/6	1075	100	48
25.0	208 (3)	OAV25038AM	6323.00	85300	2000	22	40	1/6	1075	100	48
30.0	208 (3)	OAV30038AM	6522.00	102360	2300	23	41	1/6	1075	100	48
5.0	240 (1)	OAV05000AM	3554.00	17060	450	19	34	1/25	1050	75	34
7.5	240 (1)	OAV07500AM	3624.00	25590	600	22	40	1/25	1050	75	34
10.0	240 (1)	OAV10000AM	3700.00	34120	750	23	42	1/25	1050	75	34
15.0	240 (1)	OAV15000AM	5824.00	51180	1200	22	40	1/6	1075	100	48
20.0	240 (1)	OAV20000AM	6045.00	68240	1600	22	40	1/6	1075	100	48
25.0	240 (1)	OAV25000AM	6323.00	85300	2000	22	40	1/6	1075	100	48
30.0	240 (1)	OAV30000AM	6522.00	102360	2300	23	41	1/6	1075	100	48
5.0	347 (1)	OAV05007AM	3669.00	17060	450	19	34	1/25	1050	75	34
7.5	347 (1)	OAV07507AM	3719.00	25590	600	22	40	1/25	1050	75	34
10.0	347 (1)	OAV10007AM	3788.00	34120	750	23	42	1/25	1050	75	34
25.0	480 (3)	OAV25034AM	6575.00	85300	2000	22	40	1/6	1075	100	48
30.0	480 (3)	OAV30034AM	6700.00	102360	2300	23	41	1/6	1075	100	48
5.0	600 (1)	OAV05006AM	3669.00	17060	450	19	34	1/25	1050	75	34
5.0	600 (3)	OAV05036AM	3669.00	17060	450	19	34	1/25	1050	75	34
7.5	600 (3)	OAV07536AM	3719.00	25590	600	22	40	1/25	1050	75	34
10.0	600 (3)	OAV10036AM	3788.00	34120	750	23	42	1/25	1050	75	34
15.0	600 (3)	OAV15036AM	6223.00	51180	1200	22	40	1/6	1075	100	48
20.0	600 (3)	OAV20036AM	6448.00	68240	1600	22	40	1/6	1075	100	48
25.0	600 (3)	OAV25036AM	6575.00	85300	2000	22	40	1/6	1075	100	48
30.0	600 (3)	OAV30036AM	6700.00	102360	2300	23	41	1/6	1075	100	48
40.0	600 (3)	OAV40036AM	8792.00	136480	4800	15	26	1/6	1140	215	98
50.0	600 (3)	OAV50036AM	9853.00	170600	4800	18	33	1/6	1140	215	98
60.0	600 (3)	OAV60036AM	10840.00	204720	4800	22	40	1/6	1140	215	98

Options

Product # Kit	Product # Factory installed*	Price	Description
-	120	205.00	120V control circuit
-	3P	93.00	Triple-pole contactor
KIT-OAV-CJ-1AM	-	110.00	Jet cone, 5 to 10kW units
KIT-OAV-CJ-2AM	-	129.00	Jet cone, 15 to 30kW units
KIT-OAV-CJ-3AM	-	152.00	Jet cone, 40 to 60kW units
KIT-OAV-CS-1AM	-	129.00	Single cone, 5 to 10kW units
KIT-OAV-CS-2AM	-	152.00	Single cone, 15 to 30kW units
KIT-OAV-CS-3AM	-	171.00	Single cone, 40 to 60kW units
KIT-OAV-CT-1AM	-	216.00	Triple cone, 5 to 10kW units
KIT-OAV-CT-2AM	-	432.00	Triple cone, 15 to 30kW units
KIT-OAV-CT-3AM	-	648.00	Triple cone, 40 to 60kW units
-	DIS40	221.00	Disconnect switch, triple-pole, 40A at 600V
-	DIS80	270.00	Disconnect switch, triple-pole, 80A at 600V
-	DIS100	840.00	Disconnect switch, triple-pole, 100A at 600V
KIT-OAV-R	R	193.00	24V relay, without transformer
KIT-OAV-RT	RT	214.00	24V relay, with transformer

** For factory installed options, add the option number to the product number. See the **Product Code** section inside the front cover.*
Standard color is almond.

OWD Wash Down Unit Heater


1

2

3


4

5

Features

Voltage
- 208V, 240V, 277V, 480V, 600V, 1 or 3-phase.

Construction
- 16-gauge, 304 stainless steel, moisture and corrosion resistant housing.*
- Adjustable, stainless steel outlet louvers. 1
- Stainless steel rear grille to protect against accidental contact with the fan blade. 2
- High-limit temperature control with automatic reset (manual reset available upon request).
- NEMA 4X non-metallic electrical enclosure. 3
- Pilot light (power-on indicator) available.
- Optional disconnect switch with lockable handle available.

Fan
- Anodized aluminum, delayed-action fan.
- Enclosed epoxy coated motor with permanently lubricated ball bearing for longer life. 4
- Epoxy-painted fan.
- Designed to resist moisture and corrosion.

Heating element
- Sealed tubular heating element with 316* stainless steel fins. 5

Control
- 24V control circuit with transformer and contactor.
- Built-in capillary thermostat available.
- Fan switch control available.

Installation
- Electrical enclosure located at bottom of unit for ease of installation and servicing.
- Stainless steel swivel mounting bracket included, for wall or ceiling mounting.

Warranty
- 1-year warranty against defects.

Application
- Food industry, marine and offshore, car wash, dairy.

***Caution: Some environments can be corrosive for this type of stainless steel. Please check the application prior to installation.**

OWD

Models

kW	Product # 208V (1 ph)	208V (3 ph)	240V (1 ph)	240V (3 ph)	480V (3 ph)	600V (3 ph)	Price	BTU/hr	cfm	Temperature Rise °C	°F	Air Throw ft.	m
3.0	OWD03008	OWD03038	OWD03000	OWD03030	OWD03034	OWD03036	5710.00	10236	700	8	14	26	8
5.0	OWD05008	OWD05038	OWD05000	OWD05030	OWD05034	OWD05036	5779.00	17060	700	13	24	26	8
7.5	OWD07508	OWD07538	OWD07500	OWD07530	OWD07534	OWD07536	5926.00	25590	700	19	35	26	8
9.0	OWD09008	OWD09038	OWD09000	OWD09030	OWD09034	OWD09036	6076.00	30708	1450	11	20	43	13
10.0	-	OWD10038	OWD10000	OWD10030	OWD10034	OWD10036	6376.00	34120	1450	12	22	43	13
12.0	-	OWD12038	-	OWD12030	OWD12034	OWD12036	6429.00	40944	1450	14	26	43	13
12.5	-	OWD12538	-	OWD12530	OWD12534	OWD12536	8169.00	42650	2400	9	17	50	15
15.0	-	OWD15038	-	OWD15030	OWD15034	OWD15036	8261.00	51180	2400	12	21	50	15
20.0	-	-	-	-	OWD20034	OWD20036	8524.00	68240	2400	16	28	50	15
25.0	-	-	-	-	OWD25034	OWD25036	9570.00	85300	2400	19	35	50	15
30.0	-	-	-	-	OWD30034	OWD30036	9903.00	102360	2400	23	42	50	15
35.0	-	-	-	-	OWD35034	OWD35036	10308.00	119420	2400	27	48	50	15
38.4	-	-	-	-	OWD38434	OWD38436	10332.00	131020	2400	30	54	50	15
47.0	-	-	-	-	-	OWD47036	10480.00	160364	2400	36	64	50	15

Options

Product # Kit	Product # Factory installed*	Price	Description
-	120	257.00	120V control circuit
-	EP	731.00	Epoxy paint finish for better corrosion resistance in certain environments
-	I[1]	862.00	Disconnect switch with lockable handle available
-	L	545.00	Pilot light "power-on indicator"
-	ME1	1205.00	Monel elements, for 3 to 20kW units for better corrosion resistance in certain environments
-	ME2	3030.00	Monel elements, for 25 to 38.4kW units for better corrosion resistance in certain environments
-	PTM	545.00	High-limit temperature control with manual reset
-	S	798.00	Three-position switch: On/Standby/Fan
-	T	545.00	Thermostat
-	T2S	1366.00	2-stage thermostat
OWD-TM	-	611.00	NEMA 4X wall thermostat, range 4 °C to 43 °C (40 °F to 110 °F): 25A at 120V, 208V, 240V - 22A at 277V (Compatible avec circuit de contrôle à 24VAC)

** For factory installed options, add the option number to the product number. See the **Product Code** section inside the front cover.*
[1] For the U.S. only: The nominal current of the unit must not exceed 80% of the capacity of the disconnect.
277V available upon request.

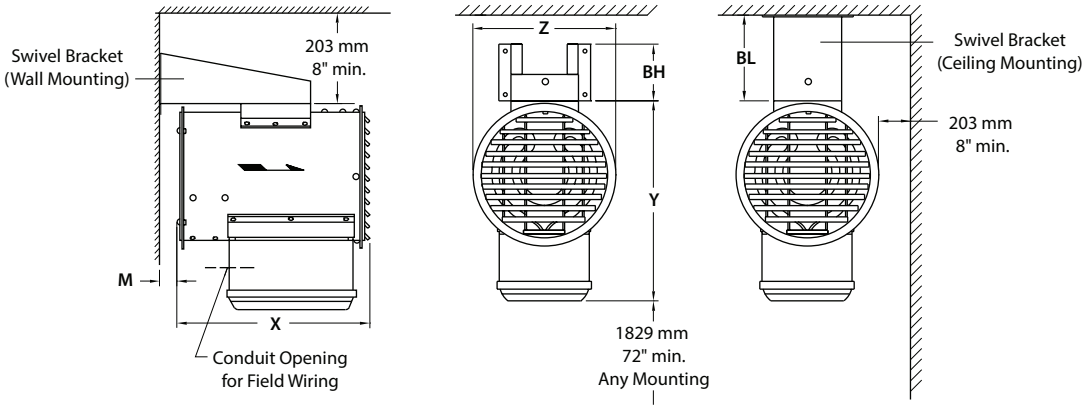

Models	X mm	X in.	Y mm	Y in.	Z mm	Z in.	BH mm	BH in.	BL mm	BL in.	M mm	M in.	Weight[1] lb	kg
3 to 7.5kW	390	15 1/2	550	21 1/2	330	13	110	4 1/4	490	19 1/8	220	8 1/2	70	32
7.6 to 12kW	390	15 1/2	550	21 1/2	330	13	110	4 1/4	490	19 1/8	220	8 1/2	70	32
12.1 to 47kW	660	26	710	28	510	20	180	7 1/8	570	22 1/4	80	3 1/4	130	60

[1] Shipping weight.

OHX Explosion-Proof Unit Heater

Front view with built-in thermostat and disconnect switch



Rear view with built-in thermostat and disconnect switch


1

2


3

4

5

Features

Color
- Standard: red.

Finish
- Standard: epoxy/polyester powder paint.

Voltage
- 208V, 240V, 480V, 600V, 1 or 3-phase.

Construction
- 14-gauge steel cabinet.
- Adjustable anodized aluminum louvers.
- Cast aluminum control and element enclosure lids NEMA Type 7 and 9 with O-ring. 1
- Fan Guard: multiple horizontal stiffening wires. 2

Protection
- Stainless steel high temperature pressure relief device. 3
- Two high-limit temperature controls: one with automatic reset and one with manual reset.

Fan
- Explosion-proof, thermally protected, permanently lubricated ball bearing motor. 4
- 3 to 20kW: 1/4 HP, 1725 rpm.
- 25 to 35kW: 1/2 HP, 1725 rpm.

Temperature code
- Division System: 5 to 30kW = T3B 165 °C (329 °F), 3kW/35kW = T3A 180 °C (356 °F).
- Zone System T3 200 °C (392 °F).

Heat exchanger
- High grade metal-sheathed elements fins with ethylene glycol/water solution.
- Long-life, low watt density.
- Evacuated and sealed, carbon steel tube core with 10 aluminum fins per inch.

Control
- 120VAC control (standard). 5
- Optional 24VAC control (recommended due to safer voltage). Required for use with electronic thermostat.
- Optional built-in or wall thermostat (bi-metal or electronic).
- Optional built-in or wall disconnect switch.

Additional Options
- Pilot light.
- Continuous fan.
- Heresite coatings.

Installation
- Accessories available.

Warranty
- 3-year warranty against defects.

Application
- Paint storage area, petrochemical plant, refinery, chemical plant, mining industry, sawmill.

Consult the Electrical Code in your area before installing this unit.

Approved locations

Class I, Divisions 1 and 2, Groups C and D.
Class II, Divisions 1 and 2, Groups F and G.
Temperature code: T3B (5 to 30kW), T3A (3/35kW).
Class I, Zones 1 & 2 , Groups IIA & IIB, T3.

Temperature limitations

Ambient temperature: -40 °C to 40 °C (-40 °F to 104 °F).
Maximum altitude: 3048 m (10 000 ft.) above sea level.

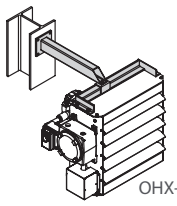
OHX-MB

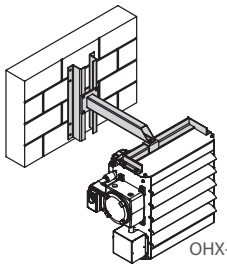
OHX-MM

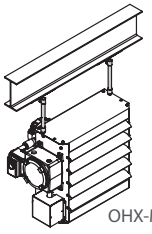
OHX-MS

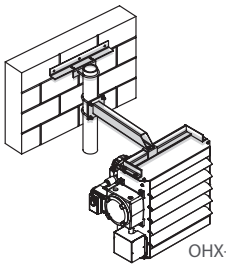
OHX-MT

OHX

Models

kW	Product # 208V (1 ph)	208V (3 ph)	240V (1 ph)	240V (3 ph)	480V (3 ph)	600V (3 ph)	Price	BTU/hr	cfm	T° Rise °C	°F	T° Code[2]	Weight[1] lb	kg
3.0	OHX03008	OHX03038	OHX03000	OHX03030	OHX03034	OHX03036	7790.00	10236	350	18.0	32.2	T3A	188	85.3
5.0	OHX05008	OHX05038	OHX05000	OHX05030	OHX05034	OHX05036	8206.00	17060	400	21.2	38.1	T3B	188	85.3
7.5	OHX07508	OHX07538	OHX07500	OHX07530	OHX07534	OHX07536	8800.00	25590	600	22.4	40.4	T3B	188	85.3
10.0	-	OHX10038	OHX10000	OHX10030	OHX10034	OHX10036	9394.00	34120	800	21.6	38.8	T3B	192	87.1
15.0	-	OHX15038	-	OHX15030	OHX15034	OHX15036	9694.00	51180	1200	21.7	39.1	T3B	224	101.6
20.0	-	-	-	-	OHX20034	OHX20036	10296.00	68240	1700	20.7	37.3	T3B	224	101.6
25.0	-	-	-	-	OHX25034	OHX25036	11274.00	85300	2100	20.8	37.5	T3B	261	118.4
30.0	-	-	-	-	OHX30034	OHX30036	11967.00	102360	3000	17.5	31.5	T3B	261	118.4
35.0	-	-	-	-	OHX35034	OHX35036	12950.00	119420	3000	20.4	36.7	T3A	261	118.4

Options

Product # Kit	Product # Factory installed* Ouellet	Reference	Price			Description
-	24	B	No Charge			Transformer and contactor for 24VAC (required for use with built-in or wall mount electronic thermostat)
-	DIS	D	2638.00			Built-in disconnect switch
-	T1	-	810.00			Explosion-proof built-in bi-metal thermostat, range 5 °C (40 °F) to 25 °C (80 °F)
-	T2[3]	-	986.00			Explosion-proof, electronic thermostat (low voltage), 5 °C (40 °F) to 25 °C (80 °F) (suitable for 24 volt control circuit only)
-	L	P	994.00			Pilot light "heat on"
-	FC	F	No Charge			Continuous fan operation
OUE-BTX2-15A-W-N-A	-	-	810.00			Explosion-proof, wall mount bi-metal thermostat, 5 °C (40 °F) to 25 °C (80 °F) (suitable for 24VAC or 120VAC control circuit)
OUE-XET1-1-W-N-A[3]	-	-	986.00			Explosion-proof, electronic wall mount thermostat (low voltage), 5 °C (40 °F) to 25 °C (80 °F), (suitable for 24 volt control circuit only)
OUE-BLK1-W-N-A	-	-	321.00			Thermostat conversion kit allowing interchangeability from built-in thermostat to wall mount configuration
OUE-XDC-01	-	-	1939.00			Explosion-proof wall mount disconnect switch, 600V, 50A max
OHX-MS	-	-	273.00			Hanging mounting bracket, all models. Ideal and economical if adequate overhead structure exists. Requires 1/2 in. (12.5 mm) pipe, cut and threaded (min. Sch. 40) not supplied.
			3-10kW	15-20kW	25-35kW	
OHX-MBX[4]	-	-	412.00	412.00	412.00	Basic mounting bracket. Can be bolted or welded directly to structural steel or concrete.
OHX-MMX[4]	-	-	495.00	495.00	495.00	Wall mounting bracket. Use in buildings that have substantial walls. The Z sections provide additional support where necessary.
OHX-MTX[4]	-	-	495.00	495.00	495.00	Pipe mounting bracket. For buildings with insufficient strength to use other types of mounting brackets. Requires 3 in. (75 mm) pipe (3 1/2 in. [87.5 mm] O.D., min. Sch. 40) not supplied.
-	HCCX[4, 5]	H1	2079.00	2263.00	2349.00	Heresite P-413 baked phenolic coating of heat exchanger core only
-	HCBX[4, 5]	H2	3343.00	3796.00	4247.00	Heresite P-413 baked phenolic coating of louvers, fan blade, fan guard & cabinet parts
-	HCUX[4, 5]	H3	4518.00	4972.00	5514.00	Heresite P-413 baked phenolic coating of heat exchanger core, louvers, fan blade, fan guard & cabinet parts

** For factory installed options, add the option number to the product number. See the **Product Code** section inside the front cover.*
[1] Shipping weight.
[2] Temperature code: T3B = 165 °C (329 °F), T3A = 180 °C (356 °F).
[3] Built-in transformer and contactor for 24VAC are required, add « -24 » to the product number.
[4] X = 1 (3 to 10kW units), 2 (15 to 20kW units), 3 (25 to 35kW units).
[5] We do not Heresite coat the explosion-proof motor, control enclosure, aluminium conduit or any options such as disconnect or integral thermostat. Allow additional 4 to 6 weeks lead time.
Standard color is red.
ATEX, IECEx and UKEX approved models available upon request, please contact our customer service.

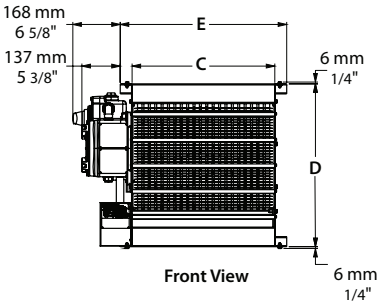

Front View

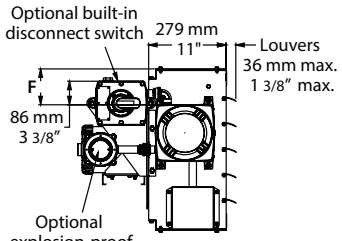

Side View

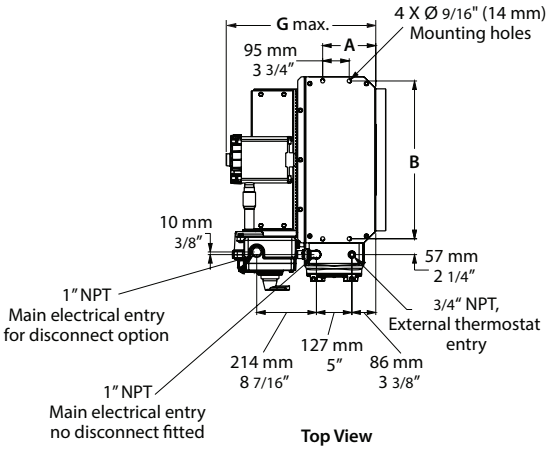

Top View

Models	3 to 10kW	15 to 20kW	25 to 35kW
Fan	12" 305 mm	16" 406.4 mm	20" 508 mm
Dim.	in. (mm)	in. (mm)	in. (mm)
A	7.5 (191)	7.5 (191)	7.5 (191)
B	18.2 (462)	22.3 (566)	26.3 (668)
C	16.3 (414)	20.3 (516)	24.3 (617)
D	19.0 (483)	23.0 (584)	27.0 (686)
E	19.5 (495)	23.5 (597)	27.5 (699)
F	3.1 (79)	5.1 (130)	7.1 (180)
G	22.3 (566)	22.3 (566)	23.3 (592)

XB Explosion-Proof Convection Heater




1


2


3

4

5

Features

Voltage
- 120V, 208V, 240V, 480V, 600V, 1-phase.

Construction
- Unique design.
- Efficient aluminum convector.
- Standard protective grille. 1
- Low temperature convection.
- Sealed junction box. 2

Heating element
- Tubular heating element inserted in an aluminum heat sink. 3

Watt density
- Varies according to temperature code.

Control
- Built-in thermostat available.

Installation
- Built-in wall support. 4, 5

Warranty
- 1-year warranty against defects.

Application
- Refinery, chemical storage, mining industry.

Maximum room temperature: 25 °C (77 °F).
Consult the Electrical Code in your area before installing this unit.

XB

Models

Watts	Volts	Product #	Price	Temperature Code[2]	Type	L in.	L mm	M in.	M mm	Weight lb	Weight kg
Class I, Division 1, Groups A, B, C and D											
475	120	XB1-1047T2D11	2864.00	T2D	1	10	254	7 5/16	184	10.0	4.5
1000	120	XB1-4100T2D11	4067.00	T2D	1	23 7/16	594	7 5/16	184	20.0	9.1
1500	120	XB2-3150T2D11	4772.00	T2D	2	16 3/4	424	16 1/8	410	30.0	13.6
1000	208	XB1-4100T2D21	4067.00	T2D	1	23 7/16	594	7 5/16	184	20.0	9.1
1500	208[1]	XB2-3150T2D21	4772.00	T2D	2	16 3/4	424	16 1/8	410	30.0	13.6
2000	208[1]	XB2-4200T2D21	8341.00	T2D	2	23 7/16	594	16 1/8	410	40.0	18.1
3000	208[1]	XB3-4300T2D21	8341.00	T2D	3	23 7/16	594	25	635	60.0	27.2
4500	208[1]	XB4-6450T2D21	12388.00	T2D	4	30 1/8	765	33 15/16	860	100.0	45.4
1000	240	XB1-4100T2D31	4067.00	T2D	1	23 7/16	594	7 5/16	184	20.0	9.1
1500	240[1]	XB2-3150T2D31	4772.00	T2D	2	16 3/4	424	16 1/8	410	30.0	13.6
2000	240[1]	XB2-4200T2D31	8341.00	T2D	2	23 7/16	594	16 1/8	410	40.0	18.1
3000	240[1]	XB3-4300T2D31	8341.00	T2D	3	23 7/16	594	25	635	60.0	27.2
4500	240[1]	XB4-6450T2D31	12388.00	T2D	4	30 1/8	765	33 15/16	860	100.0	45.4
1000	480	XB1-4100T2D71	4539.00	T2D	1	17 3/4	451	7 5/16	184	20.0	9.1
2000	480[1]	XB2-4200T2D71	7947.00	T2D	2	17 3/4	451	16 1/8	410	40.0	18.1
3000	480[1]	XB3-4300T2D71	7947.00	T2D	3	17 3/4	451	25	635	60.0	27.2
4500	480[1]	XB4-6450T2D71	11795.00	T2D	4	30 1/8	765	33 15/16	860	100.0	45.4
1000	600	XB1-4100T2D81	4762.00	T2D	1	17 3/4	451	7 5/16	184	20.0	9.1
2000	600[1]	XB2-4200T2D81	8341.00	T2D	2	17 3/4	451	16 1/8	410	40.0	18.1
3000	600[1]	XB3-4300T2D81	8341.00	T2D	3	17 3/4	451	25	635	60.0	27.2
4500	600[1]	XB4-6450T2D81	12388.00	T2D	4	30 1/8	765	33 15/16	860	100.0	45.4
Class I, Divisions 1 and 2, Groups A, B, C and D											
Class II, Divisions 1 and 2, Groups E, F and G - Class III, Division 1											
2250	120	XB3-6225T3B11	7430.00	T3B	3	30 1/8	765	25	635	75.0	34.0
2250	208[1]	XB3-6225T3B21	7430.00	T3B	3	30 1/8	765	25	635	75.0	34.0
2250	240[1]	XB3-6225T3B31	7430.00	T3B	3	30 1/8	765	25	635	75.0	34.0
2250	480[1]	XB3-6225T3B71	7430.00	T3B	3	30 1/8	765	25	635	75.0	34.0
2250	600[1]	XB3-6225T3B81	7430.00	T3B	3	30 1/8	765	25	635	75.0	34.0

Options

Product # Kit	Product # Factory installed*	Price	Description
-	T	1035.00	Single-pole thermostat for single phase units only
-	T2	1035.00	Double-pole thermostat
XB-TM	-	1044.00	Explosion-proof wall thermostat, range -18 °C to 40 °C (0 °F to 100 °F): 15A at 600V, 25A at 277V
XB-TM2	-	1140.00	Double-pole explosion-proof wall thermostat, range -18 °C to 40 °C (0 °F to 100 °F): 15A at 600V, 25A at 277

** For factory installed options, add the option number to the product number. See the **Product Code** section inside the front cover.*
[1] 3-phase models available upon request. If built-in thermostat is required, use the T2 or the XB-TM2 with 3-phase units.
[2] Temperature code: T2D = 215 °C (419 °F), T3B = 165 °C (329 °F).
For any other ratings and risk areas, contact our customer service.

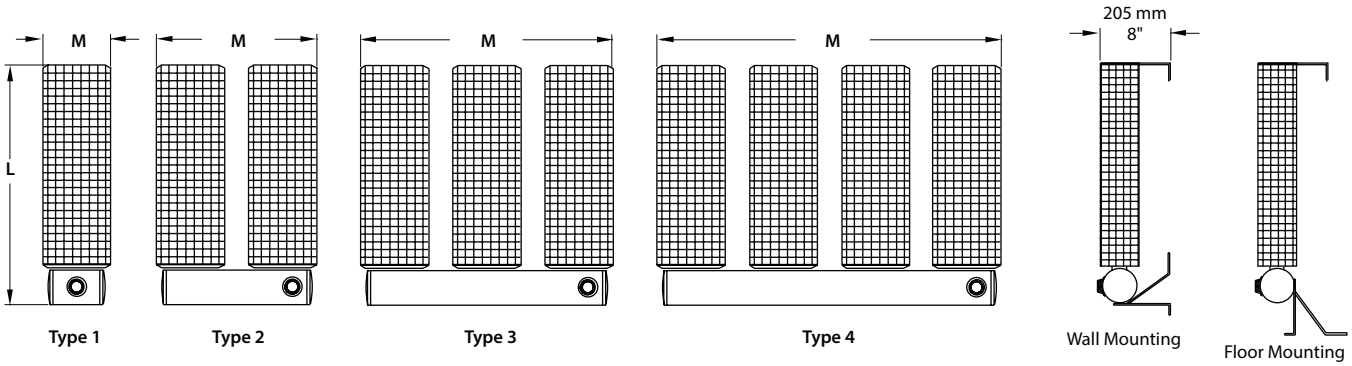

OPXA Explosion-Proof Sloped Top Convector Heater



Features

Color
- Standard: red.

Voltage
- 120V, 208V, 240V, 277V, 347V, 480V, 600V, 1 or 3-phase.

Construction
- Sloped top. 14-gauge galvanized steel back panel. 14-gauge carbon steel front and side panels with epoxy/polyester powder-coating.

Heating element
- Low temperature convection.
- Linear high-limit temperature control with automatic reset.
- Sealed junction box.
- Incoloy® 800 tubular heating element with radial-embossed aluminum fins.

Watt density
- Varies according to temperature code.

Standards
- CSA C22.2 No.30, No. 60079-0, No.60079-1, No.46, No. 60529, No. 94.2.
- ANSI/UL 823, 60079-0, 60079-1.
- ANSI/IEC 60529.
- UL 50E.

Classification
- North American Hazardous Location:
- Class I, Division 1 and 2, Groups B, C and D (T2B or T3A).
- Class I, Zone 1 and 2, Ex db, Groups IIA, IIB+H2, Gb
  Class I, Zone 1 and 2, AEx db, Groups IIA, IIB+H2, Gb
  Ta = -50 °C to +40 °C, IP66, Type 4, (T2 ou T3).

Temperature code
- Division System – T2B 260 °C (500 °F) or T3A 180 °C (356 °F).
- Zone System – T2 300 °C (572 °F) or T3 200 °C (392 °F).

Ingress protection
- IP66 and Type 4.

Control
- Built-in thermostat or wall thermostat available.

Installation
- Built-in wall bracket.
- Minimum mounting distances of 8 in. (20 cm) above the floor and 18 in. (45 cm) from the ceiling.

Warranty
- 1-year warranty against defects.

Application
- Paint room, chemical storage, petrochemical plant, oil refinery, dry cleaning plant, mining industry.

Consult the Electrical Code in your area before installing this unit

Codification example

Required sequence when ordering

Product Number										Options
OPXA	03600	-	240	1	-	C	T3A	-	49	T1, LC, ZZ
Series	Watts	Volts	Phase	Electrical Enclosure		Division System Temperature Code		Cabinet length (in.)		Factory built-in options

OPXA

Models

kW	Volts (ph)	Amp.	Product # [1] To order, replace the "-X" with the electrical enclosure code A or B or C	Price Enclosure A and B	Price Enclosure C	Electrical Enclosure Code: A (120VAC), B (24VAC), C (Line voltage) according to thermostat option: Built-in bi-metal thermostat T1	Wall mount bi-metal thermostat OUE-BTX1-N-B	Wall mount electronic thermostat OUE-XET1-1-W-N-A	Your own control device	Cabinet length in.
T2B (260 °C / 500 °F) Division System Temperature Classification Rating T2 (300 °C / 572 °F) Zone System Temperature Classification Rating										
3.6	208 (1)	17.3	OPXA03600-2081-XT2B-31	6345.00	4500.00	C	A or B or C	B	A or B or C	31
3.6	208 (3)	10.0	OPXA03600-2083-XT2B-31	8520.00	6675.00	Not available	A or B	B	A or B or C	31
3.6	240 (1)	15.0	OPXA03600-2401-XT2B-31	6345.00	4500.00	C	A or B or C	B	A or B or C	31
3.6	240 (3)	8.7	OPXA03600-2403-XT2B-31	8520.00	6675.00	Not available	A or B	B	A or B or C	31
3.6	600 (1)	6.0	OPXA03600-6001-XT2B-31	6345.00	4500.00	Not available	A or B	B	A or B or C	31
3.6	600 (3)	3.5	OPXA03600-6003-XT2B-31	9845.00	8000.00	Not available	A or B	B	A or B or C	31
4.8	208 (1)	23.1	OPXA04800-2081-XT2B-49	10220.00	8375.00	Not available	A or B	B	A or B or C	49
4.8	208 (3)	13.3	OPXA04800-2083-XT2B-49	10720.00	8875.00	Not available	A or B	B	A or B or C	49
4.8	240 (1)	20.0	OPXA04800-2401-XT2B-49	10220.00	8375.00	C	A or B or C	B	A or B or C	49
4.8	240 (3)	11.5	OPXA04800-2403-XT2B-49	10720.00	8875.00	Not available	A or B	B	A or B or C	49
4.8	600 (1)	8.0	OPXA04800-6001-XT2B-49	10220.00	8375.00	Not available	A or B	B	A or B or C	49
4.8	600 (3)	4.6	OPXA04800-6003-XT2B-49	10720.00	8875.00	Not available	A or B	B	A or B or C	49
7.6	208 (1)	36.5	OPXA07600-2081-XT2B-59	11920.00	10075.00	Not available	A or B	B	A or B or C	59
7.6	208 (3)	21.1	OPXA07600-2083-XT2B-59	12620.00	10775.00	Not available	A or B	B	A or B or C	59
7.6	240 (1)	31.7	OPXA07600-2401-XT2B-59	11920.00	10075.00	Not available	A or B	B	A or B or C	59
7.6	240 (3)	18.3	OPXA07600-2403-XT2B-59	12620.00	10775.00	Not available	A or B	B	A or B or C	59
7.6	600 (1)	12.7	OPXA07600-6001-XT2B-59	11920.00	10075.00	Not available	A or B	B	A or B or C	59
7.6	600 (3)	7.3	OPXA07600-6003-XT2B-59	12620.00	10775.00	Not available	A or B	B	A or B or C	59
10	208 (3)	27.8	OPXA10000-2083-XT2B-71[2]	-	11275.00	Not available	Not available	Not available	C	71
10	240 (3)	24.1	OPXA10000-2403-XT2B-71[2]	-	11275.00	Not available	Not available	Not available	C	71
10	600 (1)	16.7	OPXA10000-6001-XT2B-71[2]	-	11275.00	Not available	Not available	Not available	C	71
10	600 (3)	9.6	OPXA10000-6003-XT2B-71[2]	-	11275.00	Not available	Not available	Not available	C	71
T3A (180 °C / 356 °F) Division System Temperature Classification Rating T3 (200 °C / 392 °F) Zone System Temperature Classification Rating										
0.6	347 (1)	1.7	OPXA00600-3471-XT3A-31	4 595.00	2 750.00	C	A or B or C	B	A or B or C	31
1.2	120 (1)	10.0	OPXA01200-1201-XT3A-31	-	2 755.00	C	C	Not available	C	31
1.2	208 (1)	5.8	OPXA01200-2081-XT3A-31	5 305.00	3 460.00	C	A or B or C	B	A or B or C	31
1.2	208 (3)	3.3	OPXA01200-2083-XT3A-31	5 875.00	4 030.00	Not available	A or B	B	A or B or C	31
1.2	240 (1)	5.0	OPXA01200-2401-XT3A-31	5 305.00	3 460.00	C	A or B or C	B	A or B or C	31
1.2	240 (3)	2.9	OPXA01200-2403-XT3A-31	5 875.00	4 030.00	Not available	A or B	B	A or B or C	31
1.2	347 (1)	3.5	OPXA01200-3471-XT3A-31	9 295.00	7 450.00	C	A or B or C	B	A or B or C	31
1.2	600 (1)	2.0	OPXA01200-6001-XT3A-31	5 305.00	3 460.00	Not available	A or B	B	A or B or C	31
1.6	347 (1)	4.6	OPXA01610-3471-XT3A-49	9 795.00	7 950.00	C	A or B or C	B	A or B or C	49
1.8	120 (1)	15.0	OPXA01800-1201-XT3A-31	-	4 200.00	C	C	Not available	C	31
1.8	208 (1)	8.7	OPXA01800-2081-XT3A-31	6 045.00	4 200.00	C	A or B or C	B	A or B or C	31
1.8	208 (3)	5.0	OPXA01800-2083-XT3A-31	6 645.00	4 800.00	Not available	A or B	B	A or B or C	31
1.8	240 (1)	7.5	OPXA01800-2401-XT3A-31	6 045.00	4 200.00	C	A or B or C	B	A or B or C	31
1.8	240 (3)	4.3	OPXA01800-2403-XT3A-31	6 645.00	4 800.00	Not available	A or B	B	A or B or C	31
1.8	600 (1)	3.0	OPXA01800-6001-XT3A-31	6 045.00	4 200.00	Not available	A or B	B	A or B or C	31
2.54	347 (1)	7.3	OPXA02540-3471-XT3A-59	10 095.00	8 250.00	C	A or B or C	B	A or B or C	59
3.34	347 (1)	9.6	OPXA03340-3471-XT3A-71	10 955.00	9 110.00	C	A or B or C	B	A or B or C	71
3.6	208 (1)	17.3	OPXA03600-2081-XT3A-49	8 520.00	6 675.00	C	A or B or C	B	A or B or C	49
3.6	208 (3)	10.0	OPXA03600-2083-XT3A-49	9 895.00	8 050.00	Not available	A or B	B	A or B or C	49
3.6	240 (1)	15.0	OPXA03600-2401-XT3A-49	8 520.00	6 675.00	C	A or B or C	B	A or B or C	49
3.6	240 (3)	8.7	OPXA03600-2403-XT3A-49	9 895.00	8 050.00	Not available	A or B	B	A or B or C	49
3.6	600 (1)	6.0	OPXA03600-6001-XT3A-49	8 520.00	6 675.00	Not available	A or B	B	A or B or C	49
3.6	600 (3)	3.5	OPXA03600-6003-XT3A-49	9 895.00	8 050.00	Not available	A or B	B	A or B or C	49
5	208 (1)	24.0	OPXA05000-2081-XT3A-71	10 620.00	8 775.00	Not available	A or B	B	A or B or C	71
5	208 (3)	13.9	OPXA05000-2083-XT3A-71	13 120.00	11 275.00	Not available	A or B	B	A or B or C	71
5	240 (1)	20.8	OPXA05000-2401-XT3A-71	10 620.00	8 775.00	C	A or B or C	B	A or B or C	71
5	240 (3)	12.0	OPXA05000-2403-XT3A-71	13 120.00	11 275.00	Not available	A or B	B	A or B or C	71
5	600 (1)	8.3	OPXA05000-6001-XT3A-71	10 620.00	8 775.00	Not available	A or B	B	A or B or C	71
5	600 (3)	4.8	OPXA05000-6003-XT3A-71	13 120.00	11 275.00	Not available	A or B	B	A or B or C	71

[1] X = A (120VAC, large electrical enclosure), B (24VAC, large electrical enclosure), C (Line voltage, small electrical enclosure [Y junction box]).
Large electrical enclosure A and B include a contactor, transformer, and printed circuit board with fuses.
If using your own temperature control device, a remote contactor may be required. Customers can also supply their own remote mount control circuit/enclosure.
Ensure control devices comply to local electrical code and meets the heater's electrical ratings and is suitable for the area's hazardous atmosphere classification.
[2] All 10 kW heaters include a 1/4" (6.35 mm) diameter 304 stainless steel safety guard pre-installed over the outlet grills.
Supply voltage must be within +/- 10% of rated heater voltage. Actual output (kW) = [(Line voltage)^2 ÷ (Rated voltage)^2] x Rated unit wattage (kW).
For best heat distribution and comfort, a wall mount thermostat is recommended.
Note: BTX1 and XET1 thermostats are not designed to switch three-phase heaters directly. A factory built-in electrical enclosure (A or B), or customer supplied, remote mount, "Control Circuit" is required.
Standard color is red.
277V and 480V are available upon request.

Accessories

Explosion-Proof ExCaliber™ Series Thermostats

OUE-BTX1-N-B (SPDT) heating or cooling:

This is the bi-metal thermostat used on OPXA heaters with built-in option code (T1) and electrical enclosure "C" selected. Wall mount version requires electrical enclosure "A" or "B" or "C" depending on model.

Class I, Division 1 & 2, Groups B, C & D	Class I, Zone 1 & 2, Ex db, Groups IIA, IIB+H_2, T6, Gb
Class II, Division 1, Groups E, F & G	Class I, Zone 1 & 2, AEx db, Groups IIA, IIB+H_2, T6, Gb
Class II, Division 2, Groups F & G; Class III; T6-50°C ≤ T amb ≤ +40°C, IP66, Type 4	Class II, Zone 21 & 22, Ex tb, Groups IIIA, IIIB & IIIC, T85°C, Db Class II, Zone 21 & 22, AEx tb, Groups IIIA, IIIB & IIIC, T85°C, Db

Temperature adjustment range: 40°F to 80°F (5°C to 25°C); 3/4" - NPT conduit opening on top and bottom.
22A resistive load, 480VAC Max; 1/2 HP@125 VAC; 1 HP@ 250VAC (suitable for 24V or 120V control circuit).

Note: If ExCaliber™ series wall mount thermostats are being used with 600V OPXA heaters, heaters with a current draw greater than 22A, or on any 3-phase heaters, then order the heaters with electrical enclosure "A" or "B". If using your own temperature control device, a remote contactor may be required. Ensure control devices comply to local electrical code and meets the heater's electrical ratings and is suitable for the area's hazardous atmosphere classification.

OUE-XET1-1-W-N-A (electronic) heating only:

Wall mount version requires heater electrical enclosure "B". If a wall mount thermostat is ordered without heater electrical enclosure "B", then an external 24VAC power supply and control circuit is required (supplied and installed by others).

Class I, Division 1 & 2, Groups B, C & D	Class I, Zone 1 & 2, Ex db, Groups IIA, IIB+H_2, T6, Gb
Class II, Division 1, Groups E, F & G	Class I, Zone 1 & 2, AEx db, Groups IIA, IIB+H_2, T6, Gb
Class II, Division 2, Groups F & G; Class III; T6-50°C ≤ T amb ≤ +40°C, IP66, Type 4	Class II, Zone 21 & 22, Ex tb, Groups IIIA, IIIB & IIIC, T85°C, Db Class II, Zone 21 & 22, AEx tb, Groups IIIA, IIIB & IIIC, T85°C, Db

Temperature adjustment range: 40°F to 80°F (5°C to 25°C); 3/4" - NPT conduit opening on top and bottom.
20 to 36VAC 50/60 Hz; 1A max. continuous (suitable for 24V control circuit only).

Field Installation & Retrofit Kits

Built-in thermostat field installation kits for OPXA series:

These two field installed built-in thermostat kits are for adding a

OUE-BTX1-N-B or OUE-XET1-1-W-N-A thermostat to an OPXA heater with electrical enclosure "A" (120VAC) or "B" (24VAC) and includes the electrical wires, 3/4" conduit seal, conduit nipples, sealing compound (water/cement plastic pouch) and sealing fiber. The conduit seal is certified for use in Class I, Division 1, Groups A, B, C and D; Class II, Division 1, Groups E, F and G; Class III. Installation must be inspected on site as per the local electrical code.

BTX1-FIK:

This kit is suitable for installation of a OUE-BTX1-N-B thermostat on an OPXA heater with electrical enclosure "A" (120VAC) or "B" (24VAC). Thermostat not included.

XET1-FIK :

This kit is suitable for installation of an OUE-XET1-1-W-N-A thermostat on an OPXA heater with electrical enclosure "B" (24VAC) only. Thermostat not included.

OUE-BLK1-W-N-A field retrofit kit:

The heater thermostat conversion kit allows simple interchangeability from a built-in thermostat to a wall mount configuration.

Explosion-Proof Disconnect Switch, Remote Mount

OUE-XDC-01: Disconnect switch - Not suitable for Group B or Group IIB+H2 (Hydrogen) gas atmosphere:

Class I, Division 1 & 2, Groups C & D; Class II, Division 1, Groups E, F & G; Class II, Division 2, Groups F & G; Class III

Class I, Zone 1 & 2, Grp IIA & IIB, T5
600V, 50A max.; 15 HP@208/240V, 3-phase; 30 HP@480/600V, 3-phase; 2 HP@120V, 1-phase; 7.5 HP@240V, 1-phase

Options

Product # Kit	Product # Factory installed*	Price	Description
-	T1	890.00	Built-in thermostat, bi-metal (not available with 600V models, any 3-phase models, or 1- phase models that have a line current exceeding 22A)
-	LC	30.00	Left side electrical enclosure (standard location is on the right side)
-	ZZ	-	Special build (factory use only)
OUE-BTX1-N-B	-	890.00	Wall mount bi-metal hazardous location thermostat. Note: Requires one heater electrical enclosures A or B or C, depending on heater model selected.
OUE-XET1-1-W- N-A	-	986.00	Wall mount electronic hazardous location thermostat. Note: Requires heater electrical enclosure B.
OUE-XDC-01	-	1939.00	Wall mount hazardous location disconnect switch. Note: Not suitable for Group B or Group IIB+H2 (Hydrogen) gas atmosphere.
BTX1-FIK	-	300.00	This field installation kit is suitable for installation of a OUE-BTX1-N-B thermostat directly to the heater with Electrical Enclosure "A" (120VAC) or "B" (24VAC). Thermostat not included.
XET1-FIK	-	300.00	This field installation kit is suitable for installation of an OUE-XET1-1-W-N-A thermostat directly to the Heater with Electrical Enclosure "B" (24VAC) only. Thermostat not included.
BLK1-W-N-A	-	321.00	Heater thermostat conversion kit allows interchangeability from a built-in thermostat, with enclosure "C" to a wall mount configuration.

Electrical Enclosure



Electrical Enclosure "C"
Line voltage



Electrical Enclosure "C"
Line voltage with optional built-in thermostat "T1"



Electrical Enclosure
"A" (120VAC) or "B" (24VAC)

Left side Electrical Enclosure
Option Code "LC"

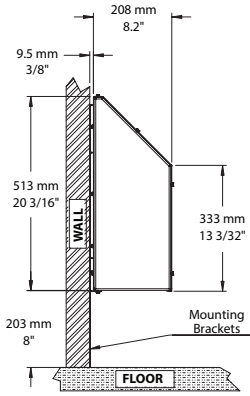

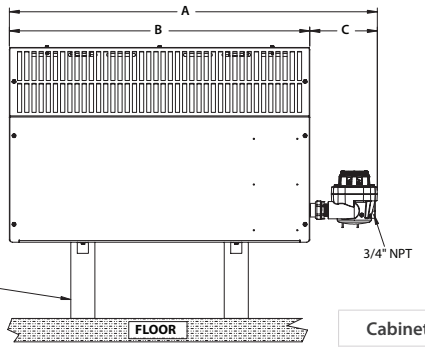

For Y-mount
with optional built-in room thermostat.

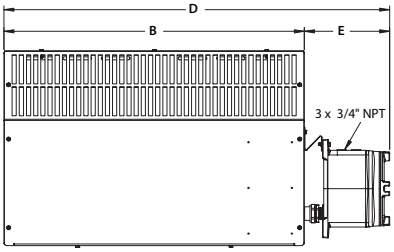

For electrical enclosure.
Mounting brackets not shown.

Cabinet Length	31	49	59	71
Dim.	in. (mm)	in. (mm)	in. (mm)	in. (mm)
A	38.4 (975)	56.5 (1 435)	66.5 (1 690)	78.8 (2 003)
B	31.3 (795)	49.5 (1 257)	59.5 (1 511)	71.8 (1 824)
C	7 (179)	7 (179)	7 (179)	7 (179)
D	40.2 (1 022)	58.3 (1 482)	68.4 (1737)	80.7 (2 050)
E	8.9 (226)	8.9 (226)	8.9 (226)	8.9 (226)

OSM-AF AirForce™ Multi Nozzle High Velocity Hand Dryer
OSM-AD AirDuo Hand and Hair Dryer
OSM-AT AirTempest Hand Dryer

AirForce™

AirDuo

AirTempest

AirTempest only

Features

AirForce™
Multi Nozzle High Velocity Hand Dryer

Color
- White, chrome.

Finish
- White: epoxy paint incorporated with SteriTouch® antimicrobial additive.
- Chrome: plating.

Voltage
- 120V, 240V, 1-phase.

Construction
- Die cast aluminum housing.

Sound level
- 85.1 dBA with hands.

Heating element
- No heating element.

Control
- Activated by an automatic active infrared sensor controlled by a circuit board with 1-second run-on time and 30-second vandal shut-off.

Installation
- Surface-mounted.

Warranty
- 5-year warranty against defects.

AirDuo
Hand and Hair Dryer

Color
- Standard: white.

Finish
- Standard: epoxy paint.

Voltage
- 120V, 240/208V, 1-phase.

Construction
- Die cast aluminum housing.

Sound level
- 74 dBA with hands.

Heating element
- Helical coil nickel-chromium alloy wire.

Control
- Pushbutton with micro-switch activated timer. Time cycle setting can be adjusted in the field from 15-second to 3-minute.

Installation
- Surface-mounted.

Warranty
- 5-year warranty against defects.

AirTempest
Hand Dryer

Color
- Standard: white, stainless steel.

Finish
- Standard: epoxy paint.
- Optional: stainless steel.

Voltage
- Automatically adjusts itself to all power conditions, from 120V to 240V.

Construction
- Epoxy painted steel, stainless steel.

Fan
- Thermally-protected universal type, 1/8 HP, 4800 RPM.

Sound level
- 67dBa without hands.

Heating element
- Nichrome wire construction, 1200 watts, and auto-reset thermal-protector so power is disconnected if air is not flowing.

Control
- Automatic touch-free infrared sensor.

Installation
- Surface-mounted with security screws to prevent vandalism (tool supplied).

Warranty
- 5-year warranty against defects.

Models

Product #	Price	Color	Watts	Volts	Weight lb	Weight kg
AirForce™						
J-974	1167.00	White	1100	120	7.0	3.2
J4-974	1167.00	White		240	7.0	3.2
J-970	1343.00	Chrome		120	7.0	3.2
J4-970	1343.00	Chrome		240	7.0	3.2
AirDuo						
OAD1802BL	944.00	White	1800	120	18.0	8.2
OAD1800BL	944.00	White	1800/1350	240/208	18.0	8.2
AirTempest						
OAM90BL	687.00	White	400-1400 (120V) 350-1250 (240V)	120 to 240	9.4	4.2
OAM90SS	893.00	Stainless steel			9.4	4.2

OSM-VD VERDEdri™ Slim Profile High Velocity Hand Dryer
OSM-SD SMARTdri™ Plus Versatile Hand Dryer

VERDEdri™

SMARTdri™

VERDEdri™

Intertek IP24

SMARTdri™ Plus

IP24

Features

VERDEdri™
Slim Profile High Velocity Hand Dryer

Color
- Standard: white.
- Optional: black, brushed stainless steel.

Voltage
- Universal voltage 110 to 277V, 1-phase.

Construction
- HEPA flter eliminates 99.97% of particles 0.3µm or larger.
- Antimicrobial technology protects the treated surfaces on the dryer by inhibiting the growth of bacteria, mold and fungus that can cause stains, odors or deterioration
- IP24 rating — protection against harmful water ingress.

Sound level
- 69 dBA without hands in airstream

Heating element
- Nichochrome wire construction, 475 watts, with auto-reset thermal protector so power is disconnected if air is not flowing.

Control
- 3 speed selector switch.
- Automatic touch-free infrared activation with 45 second vandal-resistant lock out feature.
- 12 second drying time (adjustable).

Installation
- ADA compliant surface-mounted.
- Cover attached with tamper-resistant screws; security wrench included.

Warranty
- 10-year warranty against defects.

SMARTdri™ Plus
Versatile Hand Dryer

Color
- Standard: white.
- Optional: black, brushed stainless steel.

Voltage
- 120V, 240/208V, 1-phase.

Construction
- Die cast aluminum housing.

Sound level
- 73 to 85 dBA with hands.

Heating element
- Helical coil nickel-chromium alloy wire.

Control
- 3 speeds motor settings and on/off heating option.

Installation
- Surface-mounted.

Warranty
- 5-year warranty against defects.

Models

Product #	Price	Color	Watts	Volts	Weight lb	Weight kg
VERDEdri™						
Q-974A2	1154.00	White	950 to 1150	110 to 277	8.3	3.7
Q-162A2	1154.00	Black	950 to 1150	110 to 277	8.3	3.7
Q-973A2	1404.00	Stainless steel	950 to 1150	110 to 277	9.9	4.4
SMARTdri™ Plus						
K-974P	1316.00	White	400-1200	120	11.6	5.2
K4-974P	1316.00	White	425-1250	240/208	11.6	5.2
K-162P	1316.00	Black	400-1200	120	11.6	5.2
K4-162P	1316.00	Black	425-1250	240/208	11.6	5.2
K-973P	1468.00	Stainless steel	400-1200	120	14.2	6.4
K4-973P	1468.00	Stainless steel	425-1250	240/208	14.2	6.4

XCE Xlerator High Velocity Hand Dryer

W

BW

C

GR

SB

Features

Color
- Standard: white (W).

Finish
- Standard: epoxy/polyester powder paint.
- Optional : White polymer BMC (BW), P126 (C), graphite (GR) or brushed stainless steel (SB).

Voltage
- 110-120V, 208-240V, 1-phase

Construction
- Standard die cast zinc alloy monobloc housing.

Fan
- Motor operating at 20,000 rpm.
- Air volume at high velocity of 19,000 lfm.
- Adjustable motor speed.
- Includes 1.1 in. noise reduction nozzle which brings the sound level down to 71 dBA (81 dBA with hands).

Heating element
- Helical coil nickel-chromium alloy wire mounted inside the blower housing.
- Adjustable heat control : High, Medium, Low and Off.

Control
- Infrared optical sensor to activate hand dryer.
- 35 second lockout feature if hands are not removed.

Installation
- Surface mounted.

Warranty
- 5-year warranty against defects.

Application
- Bar, school, penitentiary, restaurant, commercial mall.

Models

Product #	Price	Color[1]	Volts	Watts	No heat watts	Weight lb	Weight kg
XL-W-11N-110-120V	1508.00	W	110-120	1240-1450	460-530	17	7.7
XL-BW-11N-110-120V	1396.00	BW				15	6.8
XL-GR-11N-110-120V	1589.00	GR				17	7.7
XL-C-11N-110-120V	1939.00	C				17	7.7
XL-SB-11N-110-120V	2065.00	SB				16	7.3
XL-W-11N-208-240V	1508.00	W	208-240	1160-1490	425-500	17	7.7
XL-BW-11N-208-240V	1396.00	BW				15	6.8
XL-GR-11N-208-240V	1620.00	GR				17	7.7
XL-C-11N-208-240V	1939.00	C				17	7.7
XL-SB-11N-208-240V	2065.00	SB				16	7.3

[1] *W (White), BW (White polymer BMC), GR (Graphite), C (Chrome), SB (Brushed stainless steel).*
Eco model available on demand (-ECO).

Options

# Produit Kit	Price	Description
XL-40502	840.00	ADA compliant stainless steel recess
XL-89S	210.00	Wall guard – stainless steel, 2 per box
XLP-89B	282.00	Microban® anti-microbial plastic wall guard - black
XLP-89W	282.00	Microban® anti-microbial plastic wall guard - white

GT130
Smart Gateway

Zigbee

Intertek

Remote access requires an Internet connection.

OTH4000-ZB
Smart Thermostat - Zigbee

Zigbee

Intertek

CSA-C828-13
Performance Standard
ICES-003 Standard Complient

Remote access requires an Internet connection and a GT130 smart gateway (not included).

GT130 Features

Type
- Smart gateway that provides remote access to the OTH3600-GA-ZB and OTH4000-ZB.
- Transmitter module:
  IC: 22394-ZBM1501, 21098-ESPWROOM32
  FCC ID: 2AK2T-ZBM1501, 2AC 7Z-ESPWROOM32

Color
- Standard: black.

Voltage
- 120V adapter included.

Internet connection
- Ethernet cable included.

Protocol
- Secure and encrypted.

Installation
- Desk support included.

Application
- Zigbee–compatible controls.

Warranty
- 3-year warranty against defects.

OTH4000-ZB Features

Type
- Programmable electronic proportional pulsing line voltage smart thermostat.
- Transmitter module:
  IC: 22394-ZBM1501

Color
- Standard: white.

Voltage
- 120/208/240V, 60 Hz.

Rating
- Maximum load: 16.7A at 120/208/240V.
- Minimum load: 1.25A at 120/208/240V.

Control
- 10-minute cycle (forced-air heater) or 15-second cycle (convector).
- Resolution: 0.5 °C (1 °F).
- Precision: ± 0.15 °C (0.27 °F) on 15-second cycle.
- Precision: ± 0.5 °C (1 °F) on 10-minute cycle.

Temperature range
- 5 °C (41 °F) to 30 °C (86 °F).

Display
- Digital screen with black backlit.
- Display forced-air heater mode and keypad lock (when activated).
- Outside temperature display.
- Temperature display format (°C or °F) and time format (24h or 12h).
- Programming features are accessible only through the Neviweb app. The connectivity requires a GT130 smart gateway.

Installation
- 2-wire thermostat, easy to install.

Application
- Baseboard heater, radiant ceiling, convector and forced-air convector.

Warranty
- 3-year warranty against defects.

Models

Product #	Price	Description	Watts	Volts
GT130[1]	126.00	Smart gateway that provides remote access to the OTH3600-GA-ZB and OTH4000-ZB	-	-
OTH4000-ZB[2]	109.00	Smart thermostat - Zigbee	2000/3465/4000	120/208/240

[1] *Standard color is black.*
[2] *Standard color is white.*

OTH3600-GA-V2

Non Programmable Electronic Thermostat for Floor Heating System

Intertek

Compliance with standard CAN/CSA-C828-19

OTH3600P-GA

Programmable Electronic Thermostat for Floor Heating System

Intertek

Compliance with standard CAN/CSA-C828-13

OTH3600-GA-V2 Features

Type
- Non programmable, electronic, double-pole, 4-wire thermostat for floor heating system.

Color
- Standard: white.

Voltage
- 120/208/240V, 50/60 Hz.

Rating
- 15A at 120/208/240V.

Control
- 15-minute cycle.
- Resolution and precision: ± 0.5 °C (1 °F).
- Auxiliary contact offers the possibility of controlling supplemental heat sources to be added by either using a slave module (TR1310-120-240GA) for heated floors or using a low voltage relay and a low voltage transformer for an electric heater.

Temperature range
- Floor: 5 °C (40 °F) to 30 °C (86 °F).
- Ambient: 5 °C (40 °F) to 30 °C (86 °F).

Temperature control mode
- A mode: Ambient temperature control and possibility of limiting the temperature of the floor using an external temperature sensor.
- F mode: Floor temperature control using and external temperature sensor and possibility of limiting the ambient temperature.

Display
- Digital display of actual and setpoint temperature (°C or °F), heating level.
- GFCI fault indicator.
- Backlit.

Installation
- 4-wire thermostat with ambient and floor sensor.

Warranty
- 3-year warranty against defects.

OTH3600P-GA Features

Type
- Programmable, electronic, double-pole, 4-wire thermostat for floor heating system.

Color
- Standard: white.

Voltage
- 120/208/240V, 50/60Hz.

Rating
- 15A at 120/208/240V.

Control
- 15-minute cycle.
- Resolution and precision: ± 0.5 °C (1 °F).
- Auxiliary contact offers the possibility of controlling supplemental heat sources to be added by either using a slave module (TR1310-120-240GA) for heated floors or using a low voltage relay and a low voltage transformer for an electric heater.

Temperature control mode
- A mode: Ambient temperature control and possibility of limiting the temperature of the floor using an external temperature sensor.
- F mode: Floor temperature control using and external temperature sensor and possibility of limiting the ambient temperature.

Temperature range
- Floor: 5 °C (40 °F) to 30 °C (86 °F).
- Ambient: 5 °C (40 °F) to 30 °C (86 °F).

Display
- Digital display of actual and setpoint temperature (°C or °F), heating level, actual mode and clock (12 or 24-hour format).
- Temperature setpoint and settings are permanently recorded.
- Time and date retained up to 8 hours during a power outage.
- GFCI fault indicator.
- Backlit.

Program
- 7 days, 4 settings/day.
- Pre-programmed or personalized schedule.

Mode
- Automatic, Manual, No freeze and Sleep.
- Boost (timer) available in ambient mode with auxiliary contact.

Installation
- 4-wire thermostat with ambient and floor sensor.

Warranty
- 3-year warranty against defects.

OTH3600-GA-ZB

Smart Thermostat - Zigbee for Floor Heating System

Zigbee

Intertek

CSA-C828-13 Performance Standard

works with neviweb

TH1310WF

Smart thermostat – Wi-Fi for floor heating system

Wi Fi CERTIFIED

Intertek

CSA-C828-13 Performance Standard

works with neviweb

works with alexa

works with Hey Google

Works with Apple HomeKit

SmartThings

OTH3600-GA-ZB & TH1310WF Features

Type
- Programmable, electronic, double-pole, 4-wire smart thermostat for floor heating system.

Color
- Standard: white.

Voltage
- 120/208/240V, 50/60Hz.

Rating
- 15A at 120/208/240V.

Control
- 15-minute cycle.
- Resolution and precision: ± 0.5 °C (1 °F).
- Auxiliary contact offers the possibility of controlling supplemental heat sources to be added by either using a slave module (TR1310-120-240GA) for heated floors or using a low voltage relay and a low voltage transformer for an electric heater.

Temperature control mode
- A mode: Ambient temperature control and possibility of limiting the temperature of the floor using an external temperature sensor.
- F mode: Floor temperature control using and external temperature sensor and possibility of limiting the ambient temperature.

Temperature range
- Floor: 5 °C (40 °F) to 36 °C (96 °F).
- Ambient: 5 °C (40 °F) to 36 °C (96 °F).

Display
- Digital display of actual and setpoint temperature (°C or °F), heating level, actual mode and clock (12 or 24-hour format).
- Outside temperature display.
- Temperature setpoint and settings are permanently recorded.
- GFCI fault indicator (ground fault circuit interrupter).
- Black backlit.

Program
- Programming features are accessible only through the Neviweb app. OTH3600-GA-ZB: The connectivity requires a GT130 smart gateway. TH1310WF: The connectivity requires a Wi-Fi signal.

Installation
- 4-wire thermostat with ambient sensor and floor sensor.

Warranty
- 3-year warranty against defects.

TR1310 Features

The TR1310 series slave units are specially designed for large floor heating applications exceeding 15 Amps. They drive their own part of the floor and are also equipped with a ground fault circuit interrupter (GFCI). These modules, which are controlled by a main thermostat of the OTH3600 series, require only one thermostat to regulate large areas.

Models

Product #	Price	Description	Amp.	Volts	Protection
OTH3600-GA-V2[2,3]	165.00	Non programmable electronic thermostat for floor heating system	15	120/208/240	Class A GFCI 5 mA[1]
OTH3600P-GA[2,3]	196.00	Programmable electronic thermostat for floor heating system			
OTH3600-GA-ZB[2,3]	242.00	Smart thermostat - Zigbee for floor heating system			
TH1310WF[2,3]	227.00	Smart thermostat – Wi-Fi for floor heating system			
TR1310-120-240GA[3]	151.00	Slave unit for floor heating system			
GT130[4]	126.00	Smart gateway that provides remote access to the OTH3600-GA-ZB and OTH4000-ZB	-	-	-

[1] *GFCI: Ground fault circuit interrupter.*
[2] *15' (4.6 m) floor sensor included.*
[3] *Standard color is white.*
[4] *Standard color is black.*

Use of the Works with Apple badge means that an accessory has been designed to work specifically with the technology identified in the badge and has been certified by the developer to meet Apple performance standards. Apple is not responsible for the operation of this device or its compliance with safety and regulatory standards. HomeKit is a trademark of Apple Inc. Neviweb® is a registered trademark of Sinopé Technologies Inc. in Canada and the United States. Apple and the Apple logo are trademarks of Apple Inc., registered in the U.S. and other countries. App Store is a service mark of Apple Inc., registered in the U.S. and other countries. Google Play and the Google Play logo are trademarks of Google Inc. The Wi-Fi CERTIFIED™ Logo is a certification mark of Wi-Fi Alliance®.

OTH3000, 4000, 5007

Non Programmable Electronic Thermostats

OTH3000P, 4000P

Programmable Electronic Thermostats

Intertek

CSA-C828-13
Performance Standard
(except OTH5007)

ICES-003 Standard
Complient
(except OTH5007)

Features

Type
- Electronic proportional pulsing line voltage thermostat.

Color
- Standard: white.

Voltage
- OTH3000-A, OTH4000-A, OTH3000P-A and OTH4000P-A: 120/208/240V, 50/60 Hz.
- OTH5007: 277/347V, 50/60 Hz.

Rating
- Maximum load:
  - OTH3000-A and OTH3000P-A: 12.5A at 120/208/240V.
  - OTH4000-A and OTH4000P-A: 16.7A at 120/208/240V.
  - OTH5007: 14.4A at 277/347V.
- Minimum load: 1.25A at 120/208/240/277/347V.

Control
- 10-minute cycle (fan-forced convector) or 15-second cycle (convector).
- Resolution: 0.5 °C (1 °F).
- Precision: ± 0.15 °C (0.27 °F) on 15-second cycle.
- Precision: ± 0.5 °C (0.1 °F) on 10-minute cycle.

Temperature range
- 5 °C (41 °F) to 30 °C (86 °F).

Display
- Digital screen with white LED backlit (except OTH5007).
- Display fan-forced heater mode and keypad lock (when activated).
- Choice of temperature display format (°C or °F) and for programmable thermostats, time format (24h or 12h).

Other feature
- Temperature setpoints recorded permanently in case of a power outage.
- Ability to set minimum and maximum setpoints.
- Night light mode for the display LED (except OTH5007).

Installation
- 2-wire thermostat, easy to install.
- OTH5007 : Not compatible with a product equipped with a transformer.

Application
- Baseboard heater, radiant ceiling, convector and fan-forced convector.

Warranty
- 3-year warranty against defects.

Features OTH3000P, 4000P

Program
- Programming available for up to 4 periods a day.

Mode
- Automatic, Manual, Economy.

Other feature
- Early start of the heating period.

Models

Product #	Price	Description	Watts	Volts
OTH3000-A	53.00	Non programmable electronic proportional pulsing line voltage thermostat	1500/2600/3000	120/208/240
OTH4000-A	62.00		2000/3465/4000	120/208/240
OTH5007	128.00		4000/5000	277/347
OTH3000P-A	78.00	Programmable electronic proportional pulsing line voltage thermostat	1500/2600/3000	120/208/240
OTH4000P-A	89.00		2000/3465/4000	120/208/240

Standard color is white.

OTH24-V2

Low Voltage Non Programmable Electronic Thermostat (2 outputs)

OTH24-AFR

Low Voltage Programmable Electronic Thermostat (2 outputs)

Features

Type
- Low voltage electronic thermostat.

Color
- Standard: white.

Voltage
- 24Vac, 50/60 Hz.

Power
- 1A per output (2 outputs).

Mode
- **First output (main):**
  A mode: Ambient temperature control.
  Note: Floor temperature can be controlled using an external temperature sensor when a floor heating cable is used as the heating source.
  F mode: Floor temperature control using an external temperature sensor with ability to control the ambient temperature.
- **Second output (auxiliary):**
  The second output is activated if the first heating system controlled by the first output cannot reach the temperature setpoint.

Control
- 15-second cycle or 5, 10, 15, 20, 25, 30-minute cycle (individually adjustable on each output).
- Adjustment of the minimum Time ON and minimum Time OFF on the main output. Defines the minimum time for which the output can be turned ON or turned OFF (used for heating system with a purge).
- Pump exercise OFF/ON (if set to ON, the thermostat activates its main output for 1 minute every 24 hours to prevent pump from seizing).
- Resolution: 0.5 °C (1 °F).

Display
- Digital display of ambient temperature (°C or °F), heating level indicator and temperature setpoint.
- Backlit - permanent or activated on request.
- Temperature setting recorded permanently.

Temperature range
- 5 °C to 36 °C (41 °F to 97 °F).

Storage Temperature
- -20 °C to 50 °C (-4 °F to 158 °F).

Installation
- 3-wire thermostat (minimum).

Application
- 2 low voltage outputs that can be connected using a 24V relay and a transformer to control electric baseboard heaters, convectors, forced-air convectors, electric heating floors, water pumps and boilers.
  Note: Select the cycle according to the type of heating.

Warranty
- 3-year warranty against defects.

OTH24-AFR Features

Configuration
- "Installer" configuration menu used to lock certain thermostat functions with a 4-digit code. Ideal for restricting access to programming functions or to the temperature setpoint.

Mode
- **First output (main):**
  P mode: Proportional control with fixed cycle rate. This mode works without using a temperature sensor (ideal for controlling radiant heating units).
- "Boost" (timer) function on the auxiliary output (only available in Ambient or Proportional mode).

Program
- 4 programming modes:
  - No freeze: The thermostat maintains a temperature setpoint of 5 °C (41 °F).
  - Manual: All settings must be adjusted manually.
  - Automatic: The thermostat automatically changes the temperature settings according to the programmed settings:
    - "5-2": One program for weekdays and one for the weekend.
    - "7": A different program for every day of the week.
  - Off (Sleep mode).

Models

Product #	Price	Description	Amp.	Volts
OTH24-V2	64.00	Low voltage non programmable electronic thermostat (2 outputs)	1A	24
OTH24-AFR	112.00	Low voltage programmable electronic thermostat (2 outputs)		

Electronic Thermostats

TH114-A-240D

TH401

Double-Pole Line Voltage Electronic Thermostat

Product #	Price	Watts	Volts	Amp.	Description
TH114-A-240D	77.00	3600	240/208	15	Non programmable electronic double-pole line voltage thermostat

Standard color is white.

Non Programmable Electronic Thermostat

Product #	Price	Watts	Volts	Description
TH401	41.00	1250/2160/2500	120/208/240	Non programmable electronic thermostat

Standard color is white.

Mechanical Thermostats

T87K1015

T822K1034

OTL221, OTL222

TH105PLUS-U

TH140

Mechanical Low Voltage Thermostats

Product #	Price	Description
T87K1015	89.00	Mechanical low voltage thermostat, round 10 °C to 35 °C
T822K1034	52.00	Mechanical low voltage thermostat, rectangular, 10 °C to 32 °C

Standard color is white.

Mechanical Line Voltage Thermostats

Product #	Price	Description	Temperature
OTL221	18.00	Mechanical thermostat, single-pole, single-throw, 22A at 120/208/240/277V, Celsius and Fahrenheit	5 °C to 32 °C 41 °F to 90 °F
OTL222	30.00	Mechanical thermostat, double-pole, single-throw, 22A at 120/208/240/277V, Celsius and Fahrenheit	5 °C to 32 °C 41 °F to 90 °F

Standard color is white.

Programmable Electronic Thermostat (Low or Line Voltage)

Product #	Price	Amp.	Volts	Description
TH140-28-01-B	107.00	5A (resistive) 2A (inductive)	24/120/240	Programmable battery-powered electronic thermostat
TH105PLUS-U	63.00	14.6A (resistive)	120/240	Programmable electronic thermostat

Standard color is white.



On/Off Relays

Product #	Price	Volts 60 Hz	Resistive Charge (A)
Without transformer			
RC840	55.00	120/208/240 347	22 18
R841D1036	105.00	600	10
With transformer			
RC840T-120	103.00	120	22
RC840T-240	74.00	208/240	22
RC840T-347	75.00	347	18
R841C1151	122.00	600	10

Note: Not recommended for fast-cycling modulated regulation (more than 6 cycles/hr). For fast-cycling heating equipment Solid State Relay.
Meant for external installation only. For installation inside heaters, refer to the options table of the concerned product series.

Triac Relays

Product #	Price	Volts 60 Hz	Resistive Charge (A)	Input Signal
Without transformer				
RT850	79.00	100 to 347	23	4-32VDC, 24VAC
CCT-25-1-C1	117.00	208/240/347	25	3-32VDC, 24VAC
CCT-30-1-C2	151.00	48-600	30	3-32VDC, 24VAC
With transformer				
RT850T-240	93.00	208/240	23	19.2/24VAC
RT850T-347	89.00	347	23	24VAC
CCT-25-1-C2-T	117.00	208/240/277/347	25	14.4/16.6/19.2/24VAC

Note: Meant for external installation only. For installation inside heaters, refer to the options table of the concerned product series.



Universal Guards

Product #	Price	Description	Inside Dimension (Length X Height X Depth)
F29-0143	46.00	Clear plastic thermostat guard	6 3/8 in. X 3 1/2 in. X 3 in.
F29-0198	46.00		8 1/4 in. X 5 3/8 in. X 3 1/2 in.
F29-0193	74.00	Metal thermostat guard	6 in. X 3 13/16 in. X 3 1/8 in.

Other Products Available

Complete catalog page and product price available at **www.ouellet.com**

OVR
Register Wall Fan Heater

Merchandise Returns

Any request for a return merchandise authorization must be sent to Customer Service. You must provide the purchase order number for each product purchased. Some fees may apply. Returned merchandise must be shipped "pre-paid." All the steps to follow are set out in the "Merchandise Returns" form sent out with the authorization number. This number must be visible on all product return packages. Products must arrive at the destination in good condition. Certain product series cannot be returned, if for example they are in special colors, are assembled with options not commonly ordered, are custom made. A copy of the policy is available upon request.

Spare Parts

Information regarding spare parts can be found on our Website.

Spare Parts for Discontinued Products

Ouellet is committed to maintaining an inventory of replacement parts for discontinued products for the duration of their warranty period. Where appropriate, a discontinued product may be replaced with an equivalent product. For more details contact our Customer Service Department.

Important Notice

The thermostat should not be considered as a foolproof system when maintaining a certain temperature is deemed critical, such as for hazardous material storage, computer server rooms, etc. In these cases, it is imperative to add a monitoring system to avoid the consequences of thermostat failure.

Color Chart

Ouellet knows that today's customers ask for heating products that blend into their interior design. That is why we are proud to introduce the most comprehensive selection of colors and finishes ever offered by any heating manufacturer. Our wide variety of optional colors gives our customers added flexibility at standard color lead times.

Our standard corrosion and heat-resistant white and almond are at the top of the line in today's paint technology, helping your unit maintain that brand new look for years and years.

You can choose from our custom color chart and get Ouellet heaters exactly the way you want them for those projects where specific colors are desired. We also offer the possibility of anodizing aluminum products.

Standard colors[1]

BL - White

AM - Almond

Optional colors [2]

NL - Semi-Gloss Black

CM - Metallic Charcoal

BZ - Bronze

AE - Metallic Silver

AL - Aluminum

SA - Sand

[1] White gloss may vary according to product Series.
[2] Upcharge applicable for the optional colors for the series of product for which they are offered.

Note: Due to the printing process, the colors may vary from the actual colors.

Touch-Up Paint

Product #[1] Kit	Price	Description
KIT-PEINT	31.00	Brush paint, 1/2 ounce (15 ml)

[1] Add "BL"for white, "AM" for almond. Other colors available upon request.

Wall Thermostats Reference Chart

Thermostat Models The suggested thermostats may be incompatible with certain voltage or power levels of the product line; please consult the thermostat instruction manual to verify compatibility.									
Series	OTH3000-A OTH3000P-A OTH4000-ZB	OTH4000-A OTH4000P-A	OTH5007	OTH3600-GA OTH3600P-GA OTH3600-GA-ZB TH1310WF	OTH-24-V2/ OTH24-AFR with built in relay or RT850[1]	OTH-24-V2/ OTH24-AFR RC840[1-2]	TH140	OTL221[2] OTL222[2]	Others
Residential									
Convection Heaters									
OFM	✓	✓	✓		✓	✓		✓	
ODL	✓	✓	✓		✓	✓		✓	
OCE	✓	✓			✓				
OCT	✓	✓			✓				
ONC	✓	✓	✓		✓	✓		✓	
OPP	✓	✓	✓		✓	✓		✓	
OPPM	✓	✓	✓		✓	✓		✓	
Forced-Air Heaters									
OFB	✓[2]	✓[2]			✓[2]	✓[2]		✓	
OVE	✓[2]	✓[2]			✓[2]	✓[2]		✓	
OVS	✓[2]	✓[2]	✓[2]		✓[2]	✓[2]		✓	
OVC	✓[2]	✓[2]	✓[2]		✓[2]	✓[2]		✓	
OVRP	✓[2]	✓[2]	✓[2]		✓[2]	✓[2]		✓	
OVR	✓[2]	✓[2]	✓[2]		✓[2]	✓[2]		✓	
OCP	✓[2]	✓[2]			✓[2]	✓[2]		✓	
OFH	✓[2]	✓[2]			✓[2]	✓[2]		✓	
OFE						✓[3]	✓		TH522/622
Radiant Heating									
ORC	✓	✓	✓		✓	✓		✓	
ORP	✓	✓	✓		✓	✓		✓	
OTM				✓	✓	✓			
OTR				✓	✓	✓			
OWF-R				✓	✓	✓			
OWC				✓	✓	✓			
OWS-T									ETO2, DS-2C
Architectural									
Convection Heaters									
OTS	✓	✓	✓		✓	✓		✓	
OMP	✓	✓	✓		✓	✓		✓	
OMB	✓	✓	✓		✓	✓		✓	
OHB	✓	✓	✓		✓	✓		✓	
ODB	✓	✓	✓		✓	✓		✓	
ODBA	✓	✓	✓		✓	✓		✓	
OCB	✓	✓	✓		✓	✓		✓	
ODI	✓	✓	✓		✓	✓		✓	
ODIA	✓	✓	✓		✓	✓		✓	
OPR	✓	✓	✓		✓	✓		✓	
OPA	✓	✓	✓		✓	✓		✓	
OPI	✓	✓	✓		✓	✓		✓	
OLA	✓	✓	✓		✓	✓		✓	
OLI	✓	✓	✓		✓	✓		✓	
Forced-Air Heaters									
OCA						✓		✓	
OAWH						✓		✓	
Commercial									
Forced-Air Heaters									
OAC						✓		✓	
OACP						✓		✓	
ODS						✓		✓	
OHV						✓		✓	
ORA							✓	✓	
Industrial									
Convection Heaters									
XB									XB-TM
OPXA									OUE-BTX1-E-A XET-1-E-A OUE-XDC-01
Forced-Air Heaters									
OAS						✓		✓	
OAV						✓		✓	
OHX									OUE-BTX2-15A-W-N-A OUE-XET1-1-W-N-A
OWD									OWD-TM
Radiant Heating									
OKB					✓				

[1] *Optional built-in on/off relay or triac relay available.*
[2] *Long cycle mode.*
[3] *Relay not required. One heating stage only.*

Electric Current Table

Power kW	Volts (ph)												
	120V (1)	208V (1)	208V (3)	240V (1)	240V (3)	277V (1)	347V (1)	416V (1)	416V (3)	480V (1)	480V (3)	600V (1)	600V (3)
0.3	2.50	1.45	0.83	1.25	0.72	1.09	0.87	0.73	0.42	0.63	0.36	0.50	0.29
0.4	3.34	1.92	1.11	1.67	0.97	1.45	1.16	0.97	0.56	0.84	0.49	0.67	0.39
0.5	4.17	2.41	1.39	2.09	1.21	1.81	1.44	1.21	0.70	1.05	0.61	0.84	0.49
0.6	5.00	2.89	1.66	2.50	1.45	2.17	1.73	1.45	0.84	1.25	0.72	1.00	0.58
0.75	6.25	3.61	2.09	3.13	1.81	2.71	2.17	1.81	1.05	1.57	0.91	1.25	0.72
0.8	6.67	3.85	2.23	3.34	1.93	2.89	2.31	1.93	1.12	1.67	0.97	1.34	0.77
1.0	8.34	4.81	2.78	4.17	2.41	3.61	2.89	2.41	1.39	2.09	1.21	1.67	0.97
1.2	10.00	5.77	3.34	5.00	2.89	4.34	3.46	2.89	1.67	2.50	1.45	2.00	1.16
1.25	10.42	6.01	3.47	5.21	3.01	4.52	3.61	3.01	1.74	2.61	1.51	2.09	1.21
1.4	11.67	6.73	3.89	5.84	3.38	5.06	4.04	3.37	1.95	2.92	1.40	2.34	1.35
1.5	12.50	7.22	4.17	6.25	3.61	5.42	4.33	3.61	2.09	3.13	1.81	2.50	1.45
1.6	13.34	7.70	4.45	6.67	3.86	5.78	4.61	3.85	2.23	3.34	1.93	2.67	1.54
1.75	14.59	8.42	4.87	7.30	4.22	6.32	5.05	4.21	2.43	3.65	2.11	2.92	1.69
2.0	16.67	9.62	5.56	8.34	4.82	7.22	5.77	4.81	2.78	4.17	2.41	3.34	1.93
2.25	18.75	10.82	6.25	9.38	5.42	8.13	6.49	5.41	3.13	4.69	2.71	3.75	2.17
2.5	20.84	12.02	6.95	10.42	6.02	9.03	7.21	6.01	3.47	5.21	3.01	4.17	2.41
3.0	25.00	14.43	8.34	12.50	7.23	10.83	8.65	7.22	4.17	6.25	3.61	5.00	2.89
4.0	33.34	19.23	11.12	16.67	9.64	14.44	11.53	9.62	5.56	8.34	4.82	6.67	3.86
4.5	37.50	21.64	12.50	18.75	10.84	16.25	12.97	10.82	6.25	9.38	5.42	7.50	4.34
5.0	41.67	24.04	13.90	20.84	12.05	18.05	14.41	12.02	6.95	10.42	6.02	8.34	4.82
6.0	50.00	28.85	16.68	25.00	14.45	21.66	17.30	14.43	8.34	12.50	7.23	10.00	5.78
7.5	62.50	36.06	20.84	31.25	18.06	27.08	21.62	18.03	10.42	15.63	9.03	12.50	7.23
8.0	66.67	38.47	22.23	33.34	19.27	28.88	23.06	19.23	11.12	16.67	9.64	13.34	7.71
9.0	75.00	43.27	25.01	37.50	21.68	32.49	25.94	21.64	12.51	18.75	10.84	15.00	8.67
10.0	83.34	48.08	27.79	41.67	24.09	36.11	28.82	24.04	13.90	20.84	12.05	16.67	9.64
12.0	100.00	57.70	33.25	50.00	28.90	43.33	34.59	28.85	16.68	25.00	14.45	20.00	11.56
14.0	116.67	67.31	38.91	58.33	33.72	50.54	40.35	33.65	19.45	29.17	16.86	23.33	13.49
15.0	125.00	72.12	41.69	62.50	36.13	54.16	43.23	36.06	20.84	31.25	18.06	25.00	14.45
18.0	150.00	86.54	50.02	75.00	43.35	64.99	51.88	43.27	25.01	37.50	21.68	30.00	17.34
20.0	166.67	96.16	55.58	83.34	48.17	72.21	57.64	48.00	27.75	41.67	24.09	33.34	19.27
24.0	200.00	115.39	66.69	100.00	57.80	86.65	69.17	57.70	33.35	50.00	28.90	40.00	23.12
25.0	208.34	120.20	69.48	104.17	60.21	90.26	72.05	60.10	34.74	52.09	30.11	41.67	24.09
30.0	250.00	144.23	83.37	125.00	72.25	108.31	86.46	72.12	41.69	62.50	36.13	50.00	28.90
35.0	291.67	168.27	97.27	145.84	84.30	126.36	100.87	84.14	48.64	72.92	42.15	58.34	33.72
40.0	333.34	192.31	111.16	166.67	96.34	144.41	115.28	96.16	55.58	83.34	48.17	66.67	38.54
45.0	375.00	216.35	125.06	187.50	108.38	162.46	129.69	108.18	62.53	93.75	54.19	75.00	43.35
50.0	416.67	240.39	138.95	208.34	120.43	180.51	144.10	120.20	69.48	104.17	60.21	83.34	48.17
55.0	458.34	264.43	152.85	229.17	132.47	198.56	158.51	132.22	76.43	114.59	66.24	91.67	52.99
60.0	500.00	288.47	166.75	250.00	144.51	216.61	172.91	144.23	83.37	125.00	72.25	100.00	57.80

Example

Amperage single-phase supplies (1 ph)

$$\frac{\text{Watts}}{\text{Volts}} = \text{Amp.}$$

Amperage three-phase (3 ph)

$$\frac{\text{Watts}}{\text{Volts X 1.73}} = \text{Amp.}$$

Resistance (ohms)

$$\frac{\text{Volts}^2}{\text{Watts}} = \text{ohms or } \frac{\text{Volts X Volts}}{\text{Watts}} = \text{ohms}$$

Cross Reference Chart

Ouellet Series	Stelpro
Residential	
OFM	B
ODL	BA
OCT	SOR
OCEB	SOR-L
OCEH	SOR-H
OCEM	SOR
ONC	SHC/MIR
ORC	SCR
OPP	PDH
OPPM	SPDH
OHY	-
OVC	SOA/SORB
OVE	SOA
OFB	-
OVS	RWF
OVRP	SK
OCP	SKS
OFH	FFI
OFE-C	-
OFE-A	SFE/SFECM
OFE-B	-
OFE-ECM	SFECM
OTP	-
OTM	SFM/SFMC
OTR	SCU
OWF-R	SCU
OWC-M	-
OWC-R	-
OWS-T	-
ORF	-
OSR	-
OCF	SIRH
OVR	-

Ouellet Series	Stelpro
Architectural	
OTS	-
OMP	ALUX2
OMB	ALUX1
OHB	ALUX4
ODB	DBI
ODI	-
OCB	ALUX3
ODBA	SCA
ODIA	SCAS
OPR	CBB
OPA	CW750
OPI	CWS750
OLA	CW1000
OLI	CWS1000
OCA	CBH
OAWH	WFA
Commercial	
OAC	WF
OACP	CF
ODS	DR
ORA-PA15	SDC
ORA-C	SDC
ORA-HX	
ORA-EC40	-
ORP	-
OAE	RUH
OCC	SCH

Ouellet Series	Stelpro
Industrial	
OKB	SIRH
OAU	FUHGX
OHV	-
OPH	-
OAS	SHU
OAV	VUH
OWD	SWU
OHX	EU
XB	-
OPX	EC
Hand Dryer	
OSM-AF	-
OSM-AD	SHDLPB76
OSM-AT	-
OSM-VD	ELN
OSM-SD	LAN
XCE	SHDXL

Warranty

Ouellet Canada Inc. products are guaranteed against all defects for a minimum of one year following the date of purchase or as extended warranties specified below.

The company's responsibility is limited to the replacement of defective parts. This warranty shall be limited to the actual equipment involved and does not cover installation or removal costs, travel time, or freight-related expenses.

Defects must be reported to Ouellet Canada to obtain an authorization of repair or replacement. Repairs may be performed at the factory or any authorized Ouellet repair center.

This warranty does not apply to damages, failure, or the results of an accident, alteration, misuse, abuse, incorrect installation, or operation from an incorrect power source.

Extended Warranty - Subject to the aforementioned conditions

1-year warranty on the paint **10-year warranty on the heating element**	ORP
1-year warranty against defects **3-year warranty on the heating elements**	OAU
1-year warranty against defects **90-day warranty on the heating element** **(for industrial applications only)**	OCF, DECOR
2-year warranty against defects	ORA-C, ORA-HX, OCC (-MO model), OCC-WB, OCC-RF
2-year warranty against defects **5-year warranty on the heating element**	OFB
3-year warranty against defects	OMB, OHB, ODB, ODI, OCB, ODBA, ODIA, OPR, OPA, OPI, OLA, OLI, OCA, OAWH, OAC, OACP, OAE, OCC (-MF model), OPH, OAS, OAV, OHX, OTH3000, OTH3000P, OTH4000, OTH4000P, OTH5007, GT130, OTH3600-GA-ZB, OTH4000-ZB, OTH3600-GA, OTH3600P-GA, OTH-24-V2, OTH24-AFR, TH1310WF
3-year warranty against defects **10-year warranty on the heating element**	OPP, OPPM, ODS, OTS, OMP
5-year warranty against defects	OCE[2], OCT[1], ONC, OHY, OVC, OVE, OVS, OVRP, OVR, OCP, OFH, OFE-C, OFE-A, OFE-B, OFE-ECM, ORA-EC40, OHV, OSM-AD, OSM-AF, OSM-AT, OSM-VD, OSM-SD, XCE
5-year warranty against defects **Lifetime warranty on the heating element** **for the initial end user**	ODL, OFM
10-year warranty against defects	ORC
10-year warranty on the heating cable	OWS-T
20-year warranty on the heating cable	OTM, OWC-M, OWC-R
25-year warranty on the heating cable	OTR, OWF-R
1-year basic warranty on the heating cable	OSR-NA, OSR-MA, OSR-WA, OSR-HA, OSR-PI, ORF-P, ORF-R
10-year basic warranty on parts and 10-year basic warranty on the compressor (labor not included)	OTP-E, OTP-H, OTP-C, OTP-P, OTP-O, OTP-MZ, OTP-F
10-year labour warranty available (parts and labor with system replacement if the compressor fails)	OTP-C, OTP-P, OTP-O, OTP-MZ, OTP-F

[1] *The warranty is valid only if the heater is controlled by a proportional pulsing electronic thermostat with a cycle of 15 seconds maximum.*
[2] *The warranty is valid only if the heater is controlled by an electronic proportional pulsing thermostat with a cycle of 15 seconds maximum and the junction box must be fixed to the wall with the anchor.*

Prices, specifications and warranties may change without prior notice.

OUELLET
ELECTRIC HEATING

— THE BRAND —
of professionals

Designed and printed in Canada. Edition Sept. 24.1.2.

ouellet.com
1 800 463-7043 - info@ouellet.com

By:
INNOVAIR
SOLUTIONS