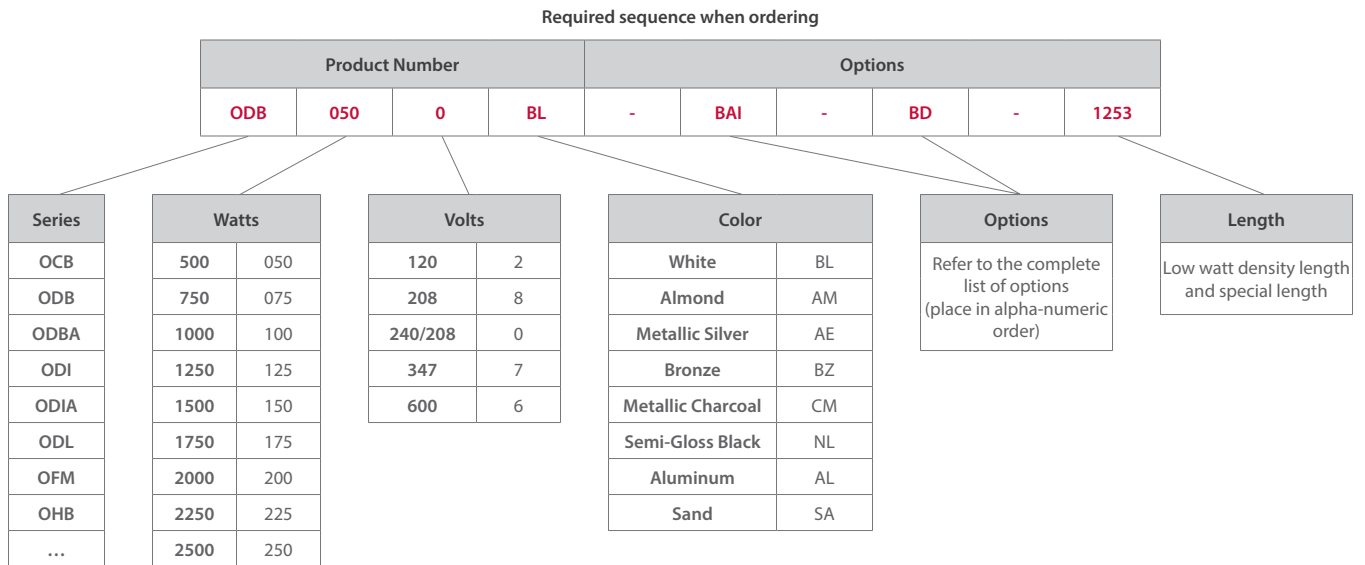




Non-Standard Models Codification



Standard Models Codification

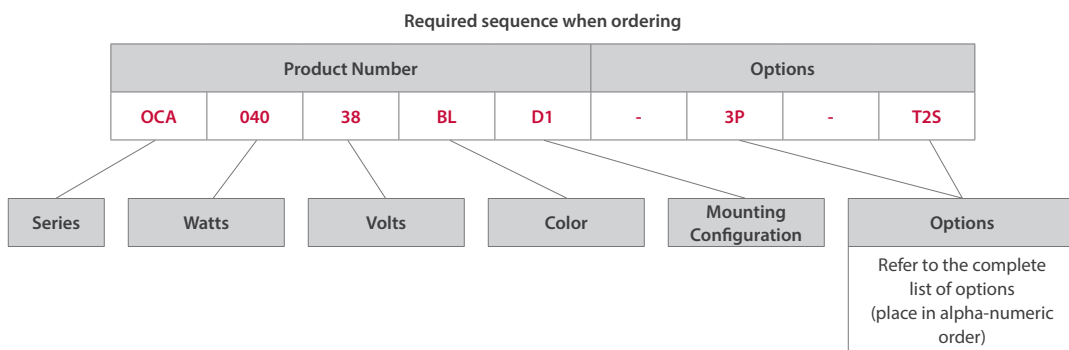
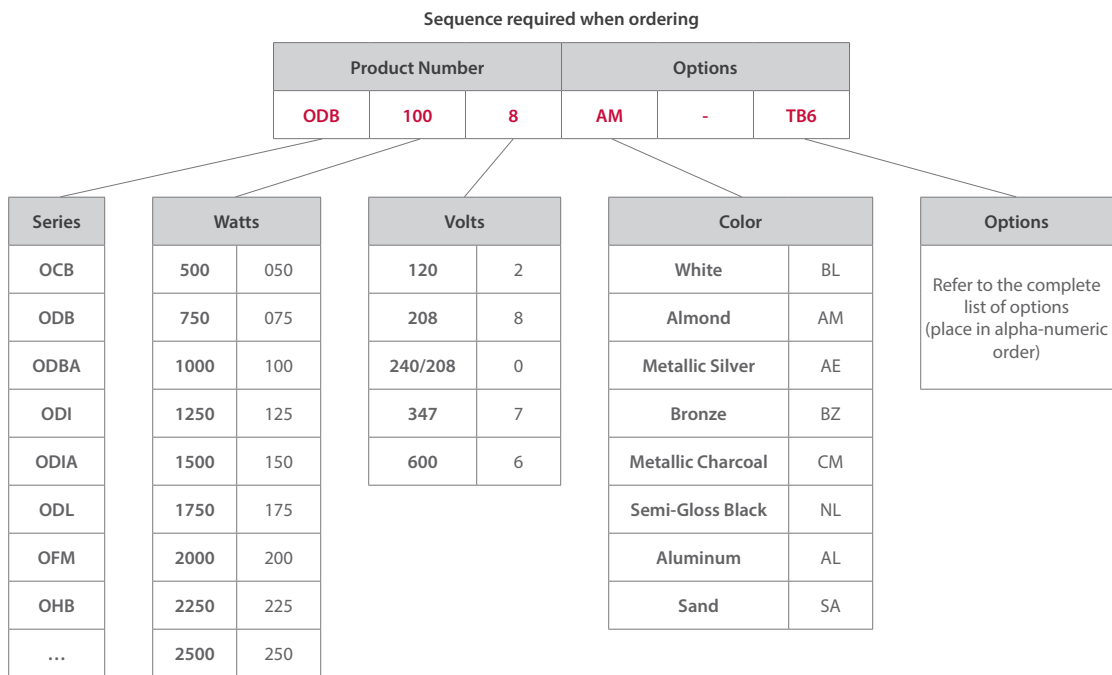


Table of Contents
































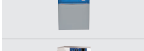














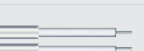





	OFM	Standard Baseboard Heater	5		OTP-H	Harmony Ductless Single Zone Heat Pump	52
	ODL	High-End Baseboard Heater	7		OTP-H-R32	Harmony R32 Ductless Single Zone Heat Pump	56
	OCE	European-Style Convector	9		OTP-C	Champagne Ductless Single Zone Heat Pump	59
	OCT	Contemporary Convector	11		OTP-P	Pacific Ductless Single Zone Heat Pump	63
	OCL	Standard Convector	12		OTP-P-R32	Pacific R32 Ductless Single Zone Heat Pump	67
	ORC	Radiant Cove Heater	14		OTP-O	Olympia Ductless Single Zone Heat Pump	70
	OPP	Patio Door Baseboard Heater	15		OTP-O-R32	Olympia R32 Ductless Single Zone Heat Pump	74
	OPPM	Mini Patio Door Baseboard Heater	17		OTP-MZ	Myriad Plus Ductless Multizone Heat Pump	77
	OHY	Convection and Fan Heater	19		OTP-MZ-R32	Myriad Plus R32 Ductless Multizone Heat Pump	81
	OVC	Compact Electronic Fan Heater	20		OTP	Options	86
	OVE	European-Style Bathroom Fan Heater	22		OTP-F	Flexx Central Heat Pump	87
	OFB	Compact Wall Fan Heater	23		OTP-F-R32	Flexx R32 Central Heat Pump	91
	OVS	Residential Wall Fan Heater	24		OTM	Floor Heating Cable on Mat	94
	OVRP	Compact Ceiling Fan Heater	24		OTR	Floor Heating Cable for Membrane	94
	OCP	Kickspace Fan Heater	26		OWF-R	Floor Heating Cable for Installation with Strapping	96
	OFH	Floor Insert Fan Heater	27		OWC-M	Heating Cable for Concrete on Mat	98
	OFE-C	Comfort Electric Furnace	28		OWC-R	Heating Cable for Concrete in Reel	98
	OFE-A	Advantage Electric Furnace	30		OWS-T	Heating Cable for Snow Melting on Mat	100
	OFE-B	First Generation Nortron Electric Furnace	32		ORF-P	120V Preassembled Constant Wattage Heating Cable for Pipes	102
	OFE-ECM	Energy Efficient Nortron Electric Furnace	34		ORF-R	120V Preassembled Constant Wattage Heating Cable for Roof and Gutter De-icing	103
	OSAME115R	ERV - Energy Recovery Ventilator with Recirculation	36		OSR-PI	120V Preassembled Self-Regulating Heating Cable	104
	OSALE115	ERV - Energy Recovery Ventilator	38		OSR-NA	All Purpose Self-Regulating Heating Cable ELSR-NA	105
	OSALE150	ERV - Energy Recovery Ventilator	40		OSR-MA	Micro Self-Regulating Heating Cable ELSR-MA	107
	OSAME230R	ERV - Energy Recovery Ventilator with Recirculation	42		OSR-HA	High Temperature Self-Regulating Heating Cable ELSR-HA	109
	OSKHE130R	ERV - Energy Recovery Ventilator with Recirculation	44		OSR	Options and Controls	111
	OSKHH150R	HRV - Heat Recovery Ventilator with Recirculation	46		ELK-MI	Mineral Insulated (M.I.) Alloy 825 Cable Assembly	113
	OTP-E	Eagle Ductless Single Zone Heat Pump	48		OCF	Patio Infrared Heater	115

Table of Contents

















































	DECOR	Architectural Ceramic Glass Patio Infrared Heater	117				177
	ORP	Architectural Radiant Panel	118		ORA-EC40	Commercial and Industrial Air Curtain	180
	OTS	Trench Insert Floor Convectector	120		OAE	Economical Unit Heater	183
	OMP	Mini Aluminum Electric Baseboard Heater	122		OCC	Portable Construction Heater	184
	OMB	Mini Aluminum Draft Barrier	124		OCC-WB	Unit Heater with Bracket	185
	OHB	High Density Aluminum Draft Barrier	127		OCC-RF	Hard-Wire Unit Heater	186
	ODB	Aluminum Draft Barrier	130		OKB	Infrared Radiant Heater	187
	ODI	Aluminum Sloped Top Draft Barrier	130		OAU	Agricultural Wash Down Unit Heater	188
	OCB	Heavy-Duty Aluminum Draft Barrier	135		OHV	Commercial Unit Heater	189
	ODBA	Steel Draft Barrier	138		OPH	Plenum Rated Unit Heater	191
	ODIA	Steel Sloped Top Draft Barrier	138		ODH	Serpentin électrique	193
	OPR	Heavy-Duty Steel Baseboard Heater	143		OAS	Commercial Industrial Suspended Unit Heater	196
	OPA	Architectural Cabinet Convectector	146		OAS-MD	Mine Duty Option	199
	OPI	Architectural Sloped Top Cabinet Convectector	146		OAV	Vertical Unit Heater	200
	OLA	High Density Architectural Cabinet Convectector	151		OWD	Wash Down Unit Heater	202
	OLI	High Density Architectural Sloped Top Cabinet Convectector	151		OHX	Explosion-Proof Unit Heater	204
	OCA	Cabinet Unit Heater	156		XB	Explosion-Proof Convection Heater	206
	OAWH	Architectural Aluminum Wall Fan Heater	159		OPXA	Explosion-Proof Sloped Top Convectector Heater	208
	OAC	Commercial Wall Fan Heater	162		OSM-AF	AirForce™ Multi Nozzle High Velocity Hand Dryer	212
	OACP	Commercial Ceiling Fan Heater	165		OSM-AD	AirDuo Hand and Hair Dryer	212
	ODS	Ceiling Fan Heater	167		OSM-AT	AirTempest Hand Dryer	212
	ORA-PA15	Drive-Through/Service Counters Air Curtain	169		OSM-VD	VERDEdri™ Slim Profile High Velocity Hand Dryer	213
	ORA-C	C Range Commercial Air Curtain	171		OSM-SD	SMARTdri™ Plus Versatile Hand Dryer	213
	ORA-HX	HX Range Commercial Air Curtain	173		XCE	Xlerator High Velocity Hand Dryer	214
	ORA-EC22	Air Curtain for Small Entrances	175				

Table of Contents

GT130	Smart Gateway	215	Electronic Thermostats	220
OTH4000-ZB	Smart Thermostat - Zigbee	215	Mechanical Thermostats	220
OTH3600-GA-V2	Non Programmable Electronic Thermostat for Floor Heating System	216	Low Voltage Relays	221
OTH3600P-GA	Programmable Electronic Thermostat for Floor Heating System	216	Universal Guards	221
OTH3600-GA-ZB	Smart Thermostat - Zigbee for Floor Heating System	217	Other Products Available	222
TH1310WF	Smart Thermostat - Wi-Fi for Floor Heating System	217	Merchandise Returns	222
TR1310	Expansion Unit for Floor Heating System	217	Spare Parts	222
OTH3000	Non Programmable Electronic Thermostats	218	Important Notice	222
OTH4000			Color Chart	223
OTH300P	Programmable Electronic Thermostats	218	Wall Thermostats Reference Chart	224
OTH4000P			Electric Current Table	225
OTH5007	347V Non Programmable Electronic Thermostat	218	Warranty	226
OTH24-V2	Low Voltage Non Programmable Electronic Thermostat (2 outputs)	219		
OTH24-AFR	Low Voltage Programmable Electronic Thermostat (2 outputs)	219		

OFM Standard Baseboard Heater



Features

Color

- Standard: white, almond.
- Optional (upcharge applicable): metallic silver, bronze, metallic charcoal, aluminum, semi-gloss black, sand.
- Custom colors available upon request.

Finish

- Standard: epoxy/polyester powder paint.
- May be repainted with any interior paint.

Voltage

- 120V, 208V, 240/208V, 277V, 347V, 480V, 600V, 1-phase.

Construction

- 20-gauge steel connection box.
- 22-gauge steel body.
- 20-gauge steel front panel.
- Rounded upper corners.
- Linear high-limit temperature control with automatic reset. **1**

Heating element

- Stainless steel tubular heating element with aluminum fins. **2**
- Floating heating element on high-temperature nylon bushings reducing expansion noises. **3**

Watt density

- Average standard watt density of 275W/ft.
- Average low watt density of 200W/ft.

Control

- Built-in mechanical thermostat kit can be installed at either end.
- Baseboard section with built-in electronic thermostat can be installed at left end only (240V only). **4**
- Built-in electronic thermostat installed in the right-hand junction box only. Only compatible with devices manufactured after 14-10-2019. **5**
- Built-in relay kit fits in the right end box only.
- A compartment for low voltage connections (located directly under the junction box) facilitates the installation of low voltage relay in electric baseboard.

Ouellet highly recommends the use of an electronic wall thermostat for greater comfort.

Installation

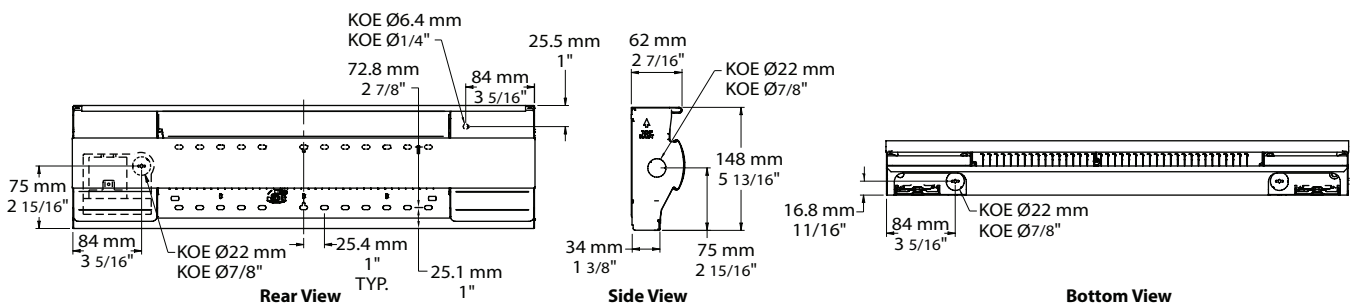
- Installation directly on the floor.
- Connection box at both ends of the heater. **6**
- Single-screw built-in wire holder. **7**
- Optional kit for installing an AC90 type electrical cable (BX). **8**
- Raceway for ease of installation.
- Two rows of mounting holes spaced on 1 in. (25.4 mm) intervals for ease of installation.
- Variety of accessories available for wall-to-wall installation.

Warranty

- 5-year warranty against defects.
- Heating element has a lifetime warranty for the initial end user.

Application

- Kitchen, living room, family room, bedroom, bay window, basement.



Average Standard Watt Density Models 275W/ft.

Watts	Watts 240/208V	120V	Price	208V	Product #					Length		Weight	
					240/208V	Price	347V	600V	Price	in.	mm	lb	kg
300	300/225	OFM0302	105.50	OFM0308	OFM0300	84.75	-	-	-	22 5/16	566	4.5	2.0
500	500/375	OFM0502	111.50	OFM0508	OFM0500	88.25	OFM0507	-	104.25	27 3/16	691	5.5	2.5
750	750/563	OFM0752	129.50	OFM0758	OFM0750	102.00	OFM0757	OFM0756	123.00	37 3/16	945	7.3	3.3
1000	1000/750	OFM1002	150.00	OFM1008	OFM1000	118.75	OFM1007	OFM1006	144.00	47 1/2	1206	9.0	4.0
1250	1250/938	OFM1252	183.25	OFM1258	OFM1250	141.00	OFM1257	OFM1256	175.00	57	1447	10.5	4.8
1500	1500/1125	OFM1502	192.50	OFM1508	OFM1500	152.75	OFM1507	OFM1506	187.75	65 11/16	1668	12.0	5.5
1750	1750/1313	-	-	OFM1758	OFM1750	182.00	OFM1757	OFM1756	226.25	75	1905	13.5	6.2
2000	2000/1500	-	-	OFM2008	OFM2000	199.75	OFM2007	OFM2006	240.50	83 13/16	2128	15.0	6.8
2250 ¹	2250/1688 ¹	-	-	OFM2258	OFM2250	220.25	OFM2257	OFM2256	266.75	92 5/8	2353	16.5	7.5
2500 ¹	2500/1875 ¹	-	-	OFM2508	OFM2500	237.25	OFM2507	OFM2506	285.25	101 13/16	2585	18.0	8.2

Average Low Watt Density Models 200W/ft.

Watts	Watts 240/208V	120V	Price	208V	Product #					Length		Weight	
					240/208V	Price	347V	600V	Price	in.	mm	lb	kg
300	300/225	OFM0302-691	111.50	OFM0308-691	OFM0300-691	88.25	-	-	-	27 3/16	691	5.5	2.5
500	500/375	OFM0502-945	129.50	OFM0508-945	OFM0500-945	102.00	OFM0507-945	-	123.00	37 3/16	945	7.3	3.3
750	750/563	OFM0752-1206	150.00	OFM0758-1206	OFM0750-1206	118.75	OFM0757-1206	OFM0756-1206	144.00	47 1/2	1206	9.0	4.0
1000	1000/750	OFM1002-1447	183.25	OFM1008-1447	OFM1000-1447	141.00	OFM1007-1447	OFM1006-1447	175.00	57	1447	10.5	4.8
1250	1250/938	OFM1252-1668	192.50	OFM1258-1668	OFM1250-1668	152.75	OFM1257-1668	OFM1256-1668	187.75	65 11/16	1668	12.0	5.5
1500	1500/1125	OFM1502-2128	230.50	OFM1508-2128	OFM1500-2128	199.75	OFM1507-2128	OFM1506-2128	240.50	83 13/16	2128	15.0	6.8
1750 ¹	1750/1313 ¹	-	-	OFM1758-2353	OFM1750-2353	220.25	OFM1757-2353	OFM1756-2353	266.75	92 5/8	2353	16.5	7.5
2000 ¹	2000/1500 ¹	-	-	OFM2008-2585	OFM2000-2585	237.25	OFM2007-2585	OFM2006-2585	285.25	101 13/16	2585	18.0	8.2
2250 ¹	2250/1688 ¹	-	-	OFM2258-2585	OFM2250-2585	237.25	OFM2257-2585	OFM2256-2585	285.25	101 13/16	2585	18.0	8.2

Options

Product # Kit	Product # Factory installed*	Price	Description
KIT-OFM-BX-25	-	610.75	Kit for installing an AC90 type electrical cable (BX), box of 25 kits
KIT-OFM-CI	-	116.75	Corners (inside and outside)
KIT-OFM-DIS20	DIS20	180.75	Disconnect switch, double-pole, 20A at 250V max.
KIT-OFM-JT	-	54.25	Splice plate 3 9/16 in. (90 mm)
KIT-OFM-RO1	-	92.00	Baseboard section 6 in. (152 mm) - Surface-mount 5-15R receptacle - 15A at 120V
KIT-OFM-RO2	-	312.00	Baseboard section 6 in. (152 mm) - 240V splitter box toward a surface-mount, 6-20R receptacle (20A switch, double-pole, double-throw)
KIT-OFM-RO2B	-	252.75	Baseboard section 6 in. (152 mm) - Surface-mount 6-20R receptacle - 240V
KIT-OFM-R-347	R	97.00	Single-pole relay, coil 24V, without transformer, 22A at 120V, 208V, 240V - 18A at 347V
KIT-OFM-R-600	R	131.75	Single-pole relay, coil 24V, without transformer, 10A at 600V
KIT-OFM-RT-120	RT	164.00	Single-pole relay, coil 24V, with transformer 120V/24V, 22A at 120V
KIT-OFM-RT-208	RT	136.75	Single-pole relay, coil 24V, with transformer 208V/24V, 22A at 208V
KIT-OFM-RT-240	RT	136.75	Single-pole relay, coil 24V, with transformer 240V/24V, 22A at 240V
KIT-OFM-RT-277	RT	136.75	Single-pole relay, coil 24V, with transformer 277V/24V, 19A at 277V
KIT-OFM-RT-347	RT	136.75	Single-pole relay, coil 24V, with transformer 347V/24V, 18A at 347V
KIT-OFM-RT-600 ³	RT ³	197.00	Single-pole relay, coil 24V, with transformer 600V/24V, 10A at 600V (2-wire only)
KIT-OFM-240SPLITTER	-	135.75	Baseboard section 6 in. (152 mm) - 240V splitter box to permanently connect a secondary product (20A switch, double-pole, double-throw)
KIT-OFM-THA ⁵	THACD ⁵	50.75	Built-in electronic thermostat with rotary knob installed in the right junction box only: 12.5A at 120V, 208V, 240V
-	THCG ⁴	200.25	Baseboard section 6 in. (152 mm) with built-in electronic thermostat (240V only), installed at left end
KIT-OFM-SR	-	97.75	Baseboard section 6 in. (152 mm) for the installation of a 24V relay (relay not included)
KIT-OFM-TB6	TB6	52.25	Single-pole bi-metal thermostat: 25A at 120V, 208V, 240V, 277V - 10A at 347V, 480V, 600V
KIT-OFM-TB26 ²	TB26 ²	62.75	Double-pole bi-metal thermostat: 25A at 120V, 208V, 240V, 277V - 10A at 347V, 480V, 600V
KIT-OFM-TB6-AV	TB6AV	93.50	Single-pole bi-metal tamperproof thermostat: 25A at 120V, 208V, 240V, 277V - 10A at 347V, 480V, 600V
KIT-OFM-TB26-AV ²	TB26AV ²	96.25	Double-pole bi-metal tamperproof thermostat: 25A at 120V, 208V, 240V, 277V - 10A at 347V, 480V, 600V
KIT-OFM-TRIAC-347	TRIAC	95.75	Single-pole electronic relay, coil 24V, without transformer, 15A at 347V max.
KIT-OFM-TRIAC-347T	TRIACT	135.00	Single-pole electronic relay, coil 24V, with transformer, 15A at 208V, 240V, 277V, 347V
KIT-OFM-TRIAC-600	TRIAC	175.75	Single-pole electronic relay, coil 24V, without transformer, 10A at 600V max.

* For factory installed options, add the option number to the product number. See the **Product Code** section inside the front cover.

¹ These models must be ordered in pairs to reduce shipping damages.

² "Off" position.

³ These 2-wire relays with transformer can't supply of 3-wire low voltage thermostats.

⁴ The white and almond baseboard sections come with an integrated white thermostat. The integrated thermostat is black for all other colors.

⁵ Compatible with the devices manufactured after 14-10-2019 only.

Add "BL" for white, "AM" for almond. Upcharge available for optional colors shown in the color chart section. Other voltages available upon request.

ODL High-End Baseboard Heater



Features

Color

- Standard: white, metallic charcoal.
- Optional (upcharge applicable): almond, metallic silver, bronze, aluminum, semi-gloss black, sand.
- Custom colors available upon request.

Finish

- Standard: epoxy/polyester powder paint.

Voltage

- 120V, 208V, 240/208V, 277V, 347V, 480V, 600V, 1-phase.

Construction

- Robust aluminum front cover.
- 20-gauge satin coat steel cabinet.
- Linear high-limit temperature control with automatic reset.
- High altitude version available (-HA).

Heating element

- Stainless steel tubular heating element with aluminum fins.
- Floating heating element on high-temperature nylon bushings reducing expansion noises.

Watt density

- Average standard watt density of 275W/ft.
- Average low watt density of 200W/ft.

Control

- Built-in thermostat available with a control knob or tamperproof.
- Mechanical or electronic relays available (installed on the right end only).
- Compartment for low voltage connections (located directly under the junction box) to facilitate the installation of low voltage relay.

Ouellet highly recommends the use of an electronic wall thermostat for greater comfort.

Installation

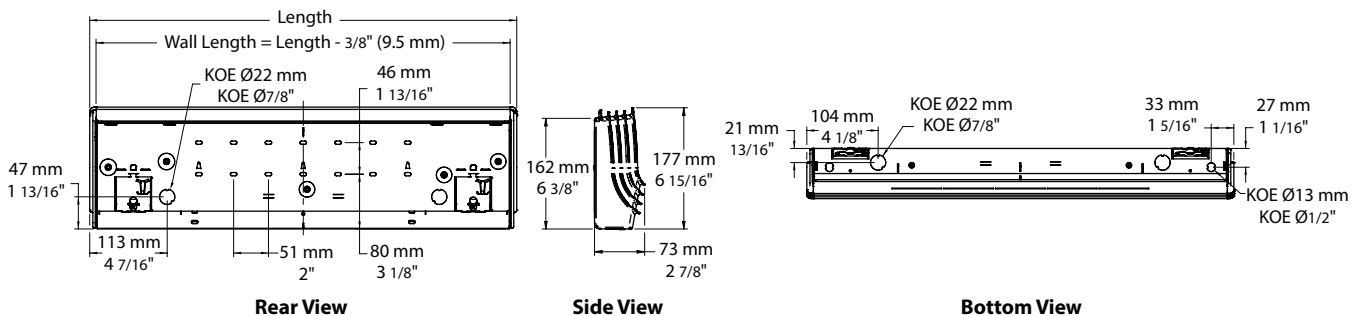
- Installation directly on the floor.
- Connection box at both ends.
- Single-screw built-in wire holder.
- Raceway for ease of installation.
- Two rows of mounting holes spaced at 2 in. (51 mm) intervals for ease of installation.

Warranty

- 5-year warranty against defects.
- Heating element has a lifetime warranty for the initial end user.

Application

- Dining room-kitchen, living room, family room, bedroom, bay window, office building, commercial building.



Average Standard Watt Density Models 275W/ft.

Watts	Watts 240/208V	Product #								Length ¹		Weight	
		120V	Price	208V	240/208V	Price	347V	600V	Price	in.	mm	lb	kg
300	300/225	ODL0302	296.00	ODL0308	ODL0300	240.00	-	-	-	24 5/8	625	7.4	3.4
500	500/375	ODL0502	310.00	ODL0508	ODL0500	257.00	ODL0507	-	293.00	29 1/2	750	8.5	3.9
750	750/563	ODL0752	361.00	ODL0758	ODL0750	296.00	ODL0757	ODL0756	342.00	39 1/2	1004	10.7	4.9
1000	1000/750	ODL1002	419.00	ODL1008	ODL1000	346.00	ODL1007	ODL1006	404.00	49 13/16	1265	13.0	5.9
1250	1250/938	ODL1252	509.00	ODL1258	ODL1250	411.00	ODL1257	ODL1256	487.00	59 1/4	1506	15.1	6.9
1500	1500/1125	ODL1502	535.00	ODL1508	ODL1500	438.00	ODL1507	ODL1506	522.00	68	1727	17.0	7.7
1750	1750/1313	-	-	ODL1758	ODL1750	525.00	ODL1757	ODL1756	627.00	77 5/16	1964	19.1	8.7
2000	2000/1500	-	-	ODL2008	ODL2000	577.00	ODL2007	ODL2006	669.00	86 1/8	2187	21.0	9.6
2250	2250/1688	-	-	ODL2258	ODL2250	637.00	ODL2257	ODL2256	746.00	94 15/16	2412	23.0	10.5
2500	2500/1875	-	-	ODL2508	ODL2500	683.00	ODL2507	ODL2506	795.00	104 1/16	2644	25.0	11.4

Average Low Watt Density Models 200W/ft.

Watts	Watts 240/208V	Product #								Length ¹		Weight	
		120V	Price	208V	240/208V	Price	347V	600V	Price	in.	mm	lb	kg
300	300/225	ODL0302-750	310.00	ODL0308-750	ODL0300-750	257.00	-	-	-	29 1/2	750	8.5	3.9
500	500/375	ODL0502-1004	361.00	ODL0508-1004	ODL0500-1004	296.00	ODL0507-1004	-	342.00	39 1/2	1004	10.7	4.9
750	750/563	ODL0752-1265	419.00	ODL0758-1265	ODL0750-1265	346.00	ODL0757-1265	ODL0756-1265	404.00	49 13/16	1265	13.0	5.9
1000	1000/750	ODL1002-1506	509.00	ODL1008-1506	ODL1000-1506	411.00	ODL1007-1506	ODL1006-1506	487.00	59 1/4	1506	15.1	6.9
1250	1250/938	ODL1252-1727	535.00	ODL1258-1727	ODL1250-1727	438.00	ODL1257-1727	ODL1256-1727	522.00	68	1727	17.0	7.7
1500	1500/1125	ODL1502-2187	640.00	ODL1508-2187	ODL1500-2187	577.00	ODL1507-2187	ODL1506-2187	669.00	86 1/8	2187	21.0	9.6
1750	1750/1313	-	-	ODL1758-2412	ODL1750-2412	637.00	ODL1757-2412	ODL1756-2412	746.00	94 15/16	2412	23.0	10.5
2000	2000/1500	-	-	ODL2008-2644	ODL2000-2644	683.00	ODL2007-2644	ODL2006-2644	795.00	104 1/16	2644	23.0	10.5
2250	2250/1688	-	-	ODL2258-2644	ODL2250-2644	683.00	ODL2257-2644	ODL2256-2644	795.00	104 1/16	2644	23.0	10.5

Options

Product # Kit	Product # Factory installed*	Price	Description
KIT-ODL-DIS20 ⁴	DIS20 ⁴	185.00	Disconnect switch, double-pole, 20A at 277V max.
-	HA	No Charge	Linear high-limit temperature control for high altitude (3000 ft. at 8200 ft.)
KIT-ODL-R-347	R	102.00	Single-pole relay, coil 24V, without transformer, 22A at 120V, 208V, 240V - 18A at 347V
KIT-ODL-R-600	R	133.00	Single-pole relay, coil 24V, without transformer, 10A at 600V
KIT-ODL-RT-120	RT	182.00	Single-pole relay, coil 24V, with transformer 120V/24V, 22A at 120V
KIT-ODL-RT-208	RT	142.00	Single-pole relay, coil 24V, with transformer 208V/24V, 22A at 208V
KIT-ODL-RT-240	RT	142.00	Single-pole relay, coil 24V, with transformer 240V/24V, 22A at 240V
KIT-ODL-RT-277	RT	142.00	Single-pole relay, coil 24V, with transformer 277V/24V, 19A at 277V
KIT-ODL-RT-347	RT	142.00	Single-pole relay, coil 24V, with transformer 347V/24V, 18A at 347V
KIT-ODL-RT-600 ²	RT ²	198.00	Single-pole relay, coil 24V, with transformer 600V/24V, 10A at 600V (2-wire only)
KIT-ODL-TB6	TB6	57.00	Single-pole bi-metal thermostat: 25A at 120V, 208V, 240V, 277V - 10A at 347V, 480V, 600V
KIT-ODL-TB6 ³	TB6 ³	64.00	Double-pole bi-metal thermostat: 25A at 120V, 208V, 240V, 277V - 10A at 347V, 480V, 600V
KIT-ODL-TB6-AV	TB6AV	98.00	Single-pole bi-metal tamperproof thermostat: 25A at 120V, 208V, 240V, 277V - 10A at 347V, 480V, 600V
KIT-ODL-TB6-AV ³	TB6AV ³	101.00	Double-pole bi-metal tamperproof thermostat: 25A at 120V, 208V, 240V, 277V - 10A at 347V, 480V, 600V
KIT-ODL-TRIAC-347	TRIAC	101.00	Single-pole electronic relay, coil 24V, without transformer, 15A at 347V max.
KIT-ODL-TRIAC-347T	TRIAC T	135.00	Single-pole electronic relay, coil 24V, with transformer, 15A at 208V, 240V, 277V, 347V
KIT-ODL-TRIAC-600	TRIAC	182.00	Single-pole electronic relay, coil 24V, without transformer, 6A at 600V max.

* For factory installed options, add the option number to the product number. See the **Product Code** section inside the front cover.

¹ Wall length = Length - 3/8" (9.5 mm).

² These 2-wire relays with transformer can't supply of 3-wire low voltage thermostats.

³ "Off" position.

⁴ For the U.S. only: The nominal current of the unit must not exceed 80% of the capacity of the disconnect. Add "BL" for white, "CM" for metallic charcoal. Upcharge available for optional colors shown in the color chart section. Other voltages available upon request.

OCE European-Style Convector



OCEH Almond
OCEM Stainless Steel
OCEB White



Features

Color

- Standard: white, almond.
- Optional (upcharge applicable): metallic silver, bronze, metallic charcoal, aluminum, semi-gloss black, sand.
- Custom colors available upon request.

Finish

- Standard: epoxy/polyester powder paint.
- Optional: stainless steel (grilles are painted in black).

Voltage

- 240/208V, 50/60 Hz, 1-phase.

Construction

- 20-gauge steel or 22-gauge stainless steel.
- Warm air outlet that directs the air to the centre of the room.
- Bar grilles prevent insertion of foreign objects; smooth-finish paint is washable and anti-yellowing.
- High-limit temperature control with automatic reset.

Heating element

- Quiet aluminum monoblock element.

Watt density

- OCEH: 850W/ft. (2800W/m).
- OCEM: 700W/ft. (2320W/m).
- OCEB: 500W/ft. (1700W/m).

Control

- Built-in electronic thermostat (-TH models) or built-in 24V electronic relay (-TRIAC and -TRIACT models).
- Wall-mounted electronic thermostat (-OTH and -T600 models).

Installation

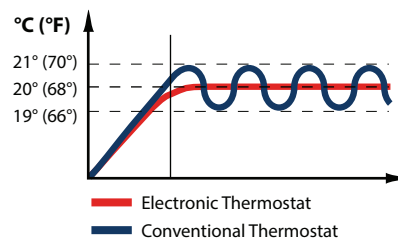
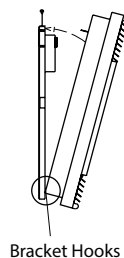
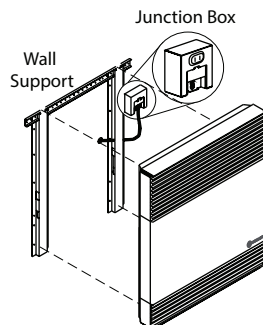
- 2 in. (51 mm) minimum clearance to floor.
- The convector's wall mounting bracket is connected to the power supply.
- Simply place the convector on the bracket to make it operational.

Warranty

- 5-year warranty against defects.
- (The warranty is valid only if the heater is controlled by a proportional pulsing electronic thermostat with a cycle of 15 seconds maximum and the junction box must be fixed to the wall with the supplied anchor.)*

Application

- Kitchen, living room, family room, bedroom, bay window, basement.



OCE Models

Watts	Volts	Product #		Price		Product #		Price		Length		Weight	
		Non Programmable Built-In Thermostat ¹	Non Programmable Wall-Mounted Thermostat Included ²	Standard Models	Stainless Steel	Programmable Wall-Mounted Thermostat Included ²	Standard Models	Stainless Steel	in.	mm	lb	kg	
OCEH Height: 27" (685 mm) 850W/ft. (2800W/m)													
500/375	240/208	OCEH0500-TH	OCEH0500-OTH	559.00	685.00	OCEH0500-T600	587.00	713.00	10 5/8	270	14.0	6.4	
750/563	240/208	OCEH0750-TH	OCEH0750-OTH	588.00	721.00	OCEH0750-T600	616.00	749.00	13 1/2	344	17.0	7.7	
1000/750	240/208	OCEH1000-TH	OCEH1000-OTH	621.00	762.00	OCEH1000-T600	649.00	790.00	16 1/2	418	19.0	8.6	
1250/938	240/208	OCEH1250-TH	OCEH1250-OTH	656.00	806.00	OCEH1250-T600	684.00	834.00	19 7/16	492	21.0	9.5	
1500/1125	240/208	OCEH1500-TH	OCEH1500-OTH	679.00	835.00	OCEH1500-T600	707.00	863.00	23	584	25.0	11.4	
2000/1500	240/208	OCEH2000-TH	OCEH2000-OTH	754.00	929.00	OCEH2000-T600	782.00	957.00	28 1/8	714	28.0	12.7	
2500/1875	240/208	OCEH2500-TH	OCEH2500-OTH	817.00	1007.00	OCEH2500-T600	845.00	1035.00	34	862	33.0	15.0	
3000/2250	240/208	OCEH3000-TH	OCEH3000-OTH	879.00	1085.00	OCEH3000-T600	907.00	1113.00	41 1/8	1044	39.0	17.7	
OCEM Height: 18 1/2" (470 mm) 700W/ft. (2320W/m)													
500/375	240/208	OCEM0500-TH	OCEM0500-OTH	543.00	665.00	OCEM0500-T600	571.00	693.00	13 1/2	344	13.0	5.9	
750/563	240/208	OCEM0750-TH	OCEM0750-OTH	565.00	692.00	OCEM0750-T600	593.00	720.00	16 1/2	418	15.0	6.8	
1000/750	240/208	OCEM1000-TH	OCEM1000-OTH	597.00	732.00	OCEM1000-T600	625.00	760.00	19 7/16	492	16.0	7.3	
1250/938	240/208	OCEM1250-TH	OCEM1250-OTH	633.00	777.00	OCEM1250-T600	661.00	805.00	23	584	19.0	8.6	
1500/1125	240/208	OCEM1500-TH	OCEM1500-OTH	670.00	824.00	OCEM1500-T600	698.00	852.00	26 1/2	674	21.0	9.5	
1750/1313	240/208	OCEM1750-TH	OCEM1750-OTH	702.00	864.00	OCEM1750-T600	730.00	892.00	30 5/16	769	23.0	10.5	
2000/1500	240/208	OCEM2000-TH	OCEM2000-OTH	738.00	909.00	OCEM2000-T600	766.00	937.00	34	862	25.0	11.4	
2500/1875	240/208	OCEM2500-TH	OCEM2500-OTH	802.00	989.00	OCEM2500-T600	830.00	1017.00	41 1/8	1044	29.0	13.2	
3000/2250	240/208	OCEM3000-TH	OCEM3000-OTH	865.00	1067.00	OCEM3000-T600	893.00	1095.00	48 3/8	1229	34.0	15.5	
OCEB Height: 14" (356 mm) 500W/ft. (1700W/m)													
500/375	240/208	OCEB0500-TH	OCEB0500-OTH	572.00	701.00	OCEB0500-T600	600.00	729.00	19 7/16	492	13.0	5.9	
750/563	240/208	OCEB0750-TH	OCEB0750-OTH	593.00	727.00	OCEB0750-T600	621.00	755.00	23	584	15.0	6.8	
1000/750	240/208	OCEB1000-TH	OCEB1000-OTH	632.00	776.00	OCEB1000-T600	660.00	804.00	26 1/2	674	16.0	7.3	
1250/938	240/208	OCEB1250-TH	OCEB1250-OTH	673.00	827.00	OCEB1250-T600	701.00	855.00	34	862	20.0	9.1	
1500/1125	240/208	OCEB1500-TH	OCEB1500-OTH	707.00	870.00	OCEB1500-T600	735.00	898.00	36 3/8	924	22.0	10.0	
1750/1313	240/208	OCEB1750-TH	OCEB1750-OTH	743.00	915.00	OCEB1750-T600	771.00	943.00	41 1/8	1044	24.0	10.9	
2000/1500	240/208	OCEB2000-TH	OCEB2000-OTH	770.00	949.00	OCEB2000-T600	798.00	977.00	46 7/16	1179	26.0	11.8	
2500/1875	240/208	OCEB2500-TH	OCEB2500-OTH	834.00	1029.00	OCEB2500-T600	862.00	1057.00	62 3/16	1579	35.0	15.9	
3000/2250	240/208	OCEB3000-TH	OCEB3000-OTH	898.00	1109.00	OCEB3000-T600	926.00	1137.00	69 5/16	1760	38.0	17.3	

Options

Product # Kit	Product # Factory installed*	Price	Description
KIT-OCE-AV	-	11.00	Tamperproof device
KIT-OCE-TRIAC-347 ³	TRIAC ³	68.00	Single-pole electronic relay, coil 24V, without transformer, 15A at 347V max.
KIT-OCE-TRIAC-347T ³	TRIAC ³	98.00	Single-pole electronic relay, coil 24V, with transformer, 15A at 208V, 240V, 347V

* For factory installed options, add the option number to the product number. See the **Product Code** section inside the front cover.

¹ Almond product comes with almond built-in thermostat.

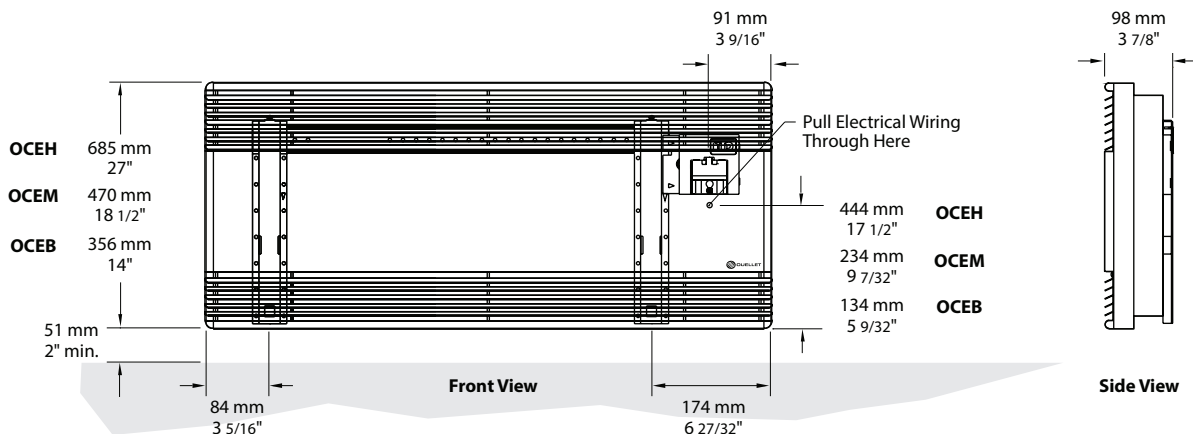
² Wall-mounted thermostat is white.

³ Do not install a built-in thermostat with these options. Wall-mounted thermostat not included.

Add "BL" for white, "AM" for almond and "SS" for stainless steel. For stainless steel models, only the grille are black painted.

Upcharge available for optional colors shown in the color chart section.

The OCE warranty is valid only if the heater is controlled by a proportional electronic pulsing line thermostat with a cycle of 15 seconds maximum and the junction box must be fixed to the wall with the supplied anchor.



OCT Contemporary Convector



White

Metallic Charcoal



1



Features

Color

- Standard: white, metallic charcoal.
- Optional (upcharge applicable): almond, metallic silver, bronze, aluminum, semi-gloss black, sand.
- Custom colors available upon request.

Finish

- Standard: epoxy/polyester powder paint.

Voltage

- 240/208V, 50/60 Hz, 1-phase.

Construction

- 20-gauge steel.
- Warm air outlet that directs the air to the centre of the room.
- Bar grilles prevent insertion of foreign objects; smooth-finish paint is washable.
- High-limit temperature control with automatic reset.

Heating element

- 2 quiet aluminum monoblock elements.

Watt density

- 700W/ft. (2320W/m).

Control

- Built-in non programmable electronic thermostat (-THO models). 1

Installation

- 4 in. (102 mm) minimum clearance to floor and from an adjacent wall.
- Quick surface-mounted installation, with the included wall mounting bracket.

Warranty

- 5-year warranty against defects.
(The warranty is valid only if the heater is controlled by a proportional pulsing electronic thermostat with a cycle of 15 seconds maximum.)

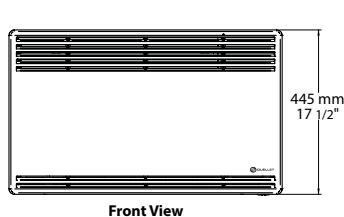
Application

- Kitchen, living room, family room, bedroom, basement.

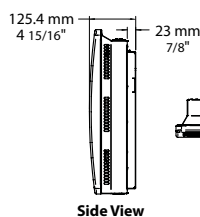
Models

Watts	Volts	Product # Without Thermostat ¹	Price	Product # Non Programmable Integrated Thermostat	Price	Length		Weight	
						in.	mm	lb	kg
500/375	240/208	OCT0500	297.00	OCT0500-THO	357.00	18	457	13	6
750/563	240/208	OCT0750	343.00	OCT0750-THO	403.00	20 3/4	527.5	15.5	7
1000/750	240/208	OCT1000	371.00	OCT1000-THO	431.00	23 9/16	598	16.7	7.6
1500/1125	240/208	OCT1500	420.00	OCT1500-THO	480.00	29 1/16	739	20	9.1
2000/1500	240/208	OCT2000	466.00	OCT2000-THO	526.00	34 5/8	880	24	10.9

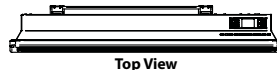
¹ The OCT warranty is valid only if the heater is controlled by a proportional electronic pulsing line thermostat with a cycle of 15 seconds maximum. Add "BL" for white, "CM" for metallic charcoal. Upcharge available for optional colors shown in the color chart section.



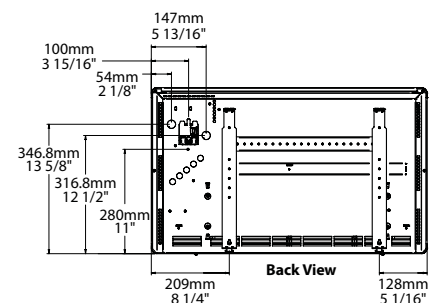
Front View



Side View



Top View



Back View

OCL Standard Convector



Features

Color

- Standard: white.
- Optional (upcharge applicable): almond, metallic silver, bronze, aluminum, semi-gloss black, metallic charcoal, sand.
- Custom colors available upon request.

Finish

- Standard: epoxy/polyester powder paint.

Voltage

- 120V, 208V, 240/208V, 277V, 347V, 480V, 600V, 60 Hz, 1-phase.

Construction

- 20-gauge steel.
- Top warm air outlet for rapid, even heat distribution throughout the room and optimum efficiency.
- Openings preventing insertion of foreign objects.
- High-limit temperature control with automatic reset.

Heating element

- 2 stainless steel tubular heating elements with aluminum fins.
- Floating heating element on high-temperature nylon bushings reducing expansion noises.

Watt density

- 700W/ft. (2320W/m).

Control

- Built-in non programmable electronic thermostat for the 120V to 240V models (-TH models).
- Wall thermostat (not included).

Installation

- 4 in. (102 mm) minimum clearance to floor and from an adjacent wall.
- Quick surface-mounted installation, with the included wall mounting bracket.
- Single-screw built-in wire holder for quick access to the junction box.
- Optional kit of 10 BX wire-holding plates, for installing an AC90 type electrical cable.

Warranty

- 5-year warranty against defects.

Ouellet highly recommends the use of an electronic wall thermostat for greater comfort.

Application

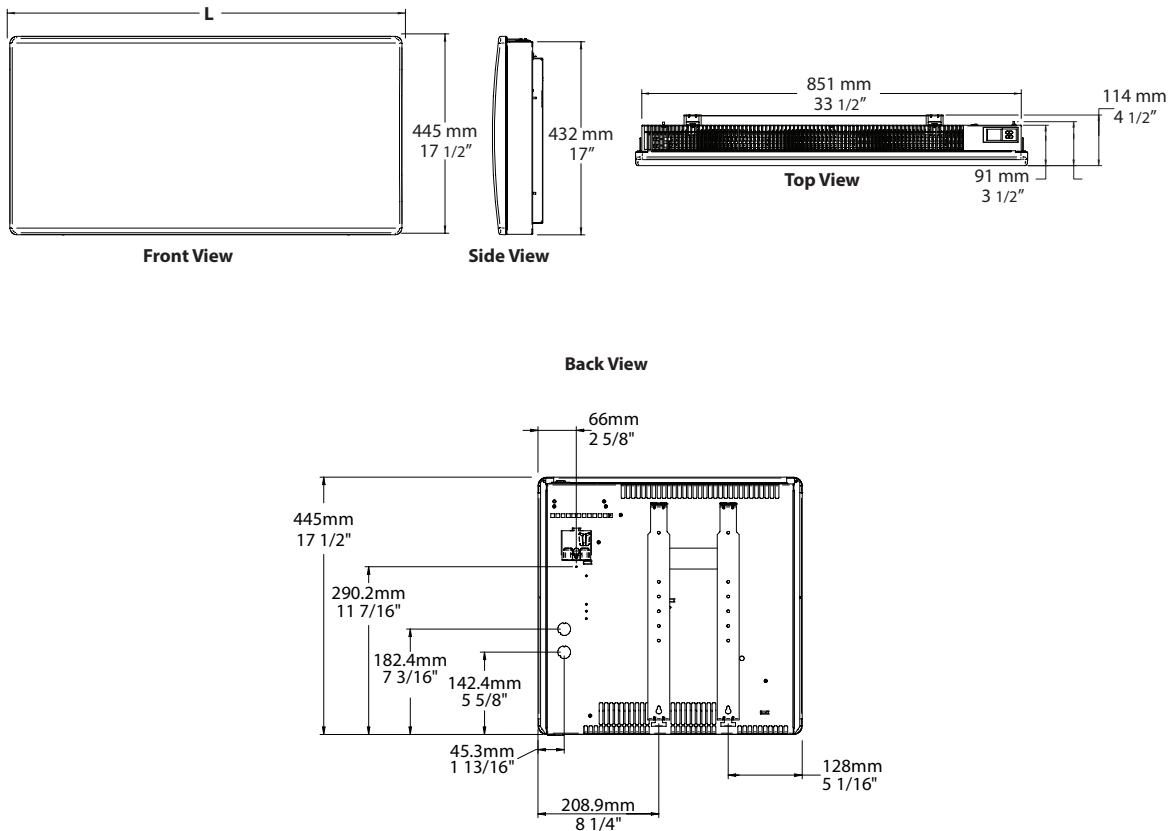
- Kitchen, living room, family room, office, bedroom, basement, entrance hall.

Models



Volts	Watts	Product #		Price		Length		Weight	
		Without thermostat	Price	Built-in thermostat	Price	in.	mm	lb	kg
120	500	OCL0502BL	183.00	OCL0502BL-TH	252.00	18	457	13	6
120	1000	OCL1002BL	235.00	OCL1002BL-TH	304.00	23 9/16	598	16.7	7.6
120	1500	OCL1502BL	265.00	OCL1502BL-TH	334.00	29 1/16	739	20	9.12
208	500	OCL0508BL	183.00	OCL0508BL-TH	252.00	18	457	13	6
208	1000	OCL1008BL	235.00	OCL1008BL-TH	304.00	23 9/16	598	16.7	7.6
208	1500	OCL1508BL	265.00	OCL1508BL-TH	334.00	29 1/16	739	20	9.12
208	2000	OCL2008BL	305.00	OCL2008BL-TH	374.00	34 5/8	880	24	10.9
240/208	500/375	OCL0500BL	199.00	OCL0500BL-TH	268.00	18	457	13	6
240/208	1000/750	OCL1000BL	220.00	OCL1000BL-TH	289.00	23 9/16	598	16.7	7.6
240/208	1500/1125	OCL1500BL	252.00	OCL1500BL-TH	321.00	29 1/16	739	20	9.12
240/208	2000/1500	OCL2000BL	289.00	OCL2000BL-TH	358.00	34 5/8	880	24	10.9
347	500	OCL0507BL	234.00	-	-	18	457	13	6
347	1000	OCL1007BL	287.00	-	-	23 9/16	598	16.7	7.6
347	1500	OCL1507BL	317.00	-	-	29 1/16	739	20	9.12
347	2000	OCL2007BL	357.00	-	-	34 5/8	880	24	10.9
600	1000	OCL1006BL	287.00	-	-	23 9/16	598	16.7	7.6
600	1500	OCL1506BL	317.00	-	-	29 1/16	739	20	9.12
600	2000	OCL2006BL	357.00	-	-	34 5/8	880	24	10.9

Product # Kit	Product # Factory installed*	Price	Description
KIT-SERF-BX	-	153.00	Kit of 10 BX wire-holding plates, for installing an AC90 type electrical cable
KIT-OCL-TRIAC-347	TRIAC	82.00	Single-pole electronic relay, coil 24V, without transformer: 15A at 347V max.
KIT-OCL-TRIAC-347T	TRIAC	109.00	Single-pole electronic relay, coil 24V, with transformer: 15A at 208V, 240V, 277V, 347V
KIT-OCL-TRIAC-600	TRIAC	147.00	Single-pole electronic relay, coil 24V, without transformer: 6A at 600V max.

* For factory installed options, add the option number to the product number. See the **Product Code** section inside the front cover.
 Standard color is white.
 Other voltages available upon request.



ORC Radiant Cove Heater



Features

Color and Finish

- Standard: silichem off-white, mat black and anodized aluminum finish.

Voltage

- 120V, 208V, 240V, 277V, 347V, 480V, 600V 50/60 Hz.

Construction

- Front made of an aluminum extrusion profiled to increase radiating surface. **1**
- Back of the unit made with 18-gauge steel.
- Junction box on each end.
- Wall installation brackets (supplied) that doesn't require opening the unit's casing. KOE 7/8 in. (22 mm) for the installation of the BX wires. **2**
- 4 in. (102 mm) ground wires on both ends. **3**
- Wireway approved for interconnection of units using the factory installed additional wires. This is used in wall-to-wall heater installation. **3**
- Highly-emissive paint on the heat exchanger for higher efficiency.

Heating element

- Stainless steel tubular heating element inserted into a solid aluminum extrusion preventing any thermal expansion noise.

Watt density

- 150W/ft.

Control

- Single or double-pole built-in thermostat available.

Ouellet highly recommends to use an electronic wall thermostat for greater comfort.

Installation

- 6 ft. (1.83 m) minimum clearance to floor and 4 1/2 in. (114 mm) minimum from ceiling.
- Variety of accessories available for wall-to-wall installation.

Warranty

- 10-year warranty against defects.

Application

- Entrance way, bathroom, kitchen, living room, family room, bedroom, patio door, bay window, daycare, nursery, workshop.

Models

Watts	Product #			Price	Product #			Length		Weight	
	120V	208V	240V		347V	600V	Price	in.	mm	lb	kg
450	ORC0452	ORC0458	ORC0450	321.00	ORC0457	-	365.00	34	864	6.0	2.7
600	ORC0602	ORC0608	ORC0600	420.00	ORC0607	-	487.00	47	1194	8.0	3.6
750	ORC0752	ORC0758	ORC0750	492.00	ORC0757	ORC0756	569.00	59	1499	10.0	4.5
900	ORC0902	ORC0908	ORC0900	552.00	ORC0907	ORC0906	636.00	71	1803	12.0	5.4
1050	ORC1052	ORC1058	ORC1050	590.00	ORC1057	ORC1056	681.00	83	2108	13.0	5.9
1200	ORC1202	ORC1208	ORC1200	677.00	ORC1207	ORC1206	777.00	94	2388	15.0	6.8
1500 ¹	ORC1502	ORC1508	ORC1500	838.00	ORC1507	ORC1506	967.00	113	2870	18.0	8.2

Options

Product # Kit	Product # Factory installed*	Price	Description
KIT-ORC-JT	-	49.00	Splice plate
KIT-ORC-TB6 ²	TB6 ²	114.00	Single-pole bi-metal thermostat
KIT-ORC-TB26 ^{2,3}	TB26 ^{2,3}	141.00	4 in. (101 mm) section with double-pole bi-metal thermostat

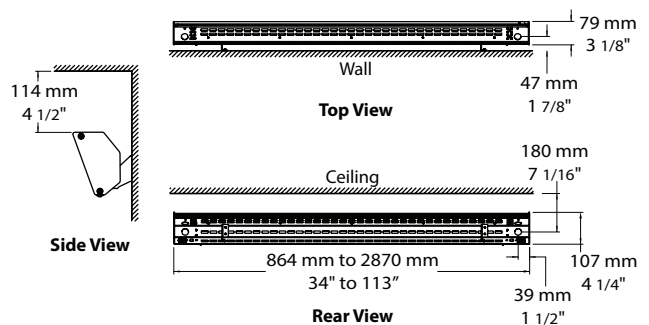
* For factory installed options, add the option number to the product number. See the **Product Code** section inside the front cover.

¹ These models must be ordered in pairs to reduce shipping damages.





² Ouellet highly recommends to use an electronic wall thermostat for greater comfort.

³ "Off" position.

Add "BL" for silichem off-white, "NM" for mat black and "AA" for anodized aluminum finish.



OPP Patio Door Baseboard Heater



Features

Color

- Standard: white, almond.
- Optional (upcharge applicable): metallic silver, bronze, metallic charcoal, aluminum, semi-gloss black, sand.
- Custom colors available upon request.

Finish

- Standard: epoxy/polyester powder paint.

Voltage

- 208V, 240/208V, 347V, 600V, 1-phase.

Construction

- So sturdy, it can be used as a step (18-gauge steel).
- Linear high-limit temperature control with automatic reset. **1**

Heating element

- Stainless steel tubular heating element with aluminum fins. **2**
- Floating heating element on high-temperature nylon bushings reducing expansion noises. **3**

Watt density

- Average standard watt density of 209W/ft.

Control

- Built-in thermostat available with a control knob or tamperproof (installed on the right end only).
- Mechanical or electronic relays available (installed on the right end only).

Ouellet highly recommends using an electronic wall thermostat for greater comfort.

Installation

- Mounting holes spaced on 2 in. (51 mm) intervals for an easy installation.
- Variety of accessories available for wall-to-wall installation.
- Pedestal kit available.

Warranty

- 3-year warranty against defects.
- 10-year warranty on the heating element.

Application

- Patio door, bay window, commercial building, office building, condo, restaurant.

Average Standard Watt Density Models 209W/ft.

Watts	Product #			Watts 240/208V	Product # 240/208V	Price	Length		Weight	
	208V	347V	600V				in.	mm	lb	kg
500	OPP0508	OPP0507	-	500/375	OPP0500	465.00	33 1/2	855	13.0	5.9
750	OPP0758	OPP0757	OPP0756	750/563	OPP0750	506.00	48	1219	17.0	7.7
1000	OPP1008	OPP1007	OPP1006	1000/750	OPP1000	532.00	60	1525	20.0	9.1
1250	OPP1258	OPP1257	OPP1256	1250/938	OPP1250	631.00	72	1830	26.0	11.8
1500	OPP1508	OPP1507	OPP1506	1500/1125	OPP1500	670.00	86 3/4	2204	31.0	14.1
1750	OPP1758	OPP1757	OPP1756	1750/1313	OPP1750	709.00	100	2542	38.0	17.3
2000	OPP2008	OPP2007	OPP2006	2000/1500	OPP2000	747.00	113 5/16	2879	41.0	18.6

Options

Product # Kit	Product # Factory installed*	Price	Description
-	BD	+10%	Clean back
KIT-OPP-CIBR	-	188.00	Corner (inside and outside), 4 in. (102 mm). Relay section.
KIT-OPP-JT	-	121.00	Splice plate, 2 in. (51 mm)
KIT-OPP-JT-PE	-	188.00	Contour splice plate for heaters with pedestals, 2 in. (51 mm)
KIT-OPP-PE	-	250.00	Round pedestal kit (2), 3 in. (76 mm)
KIT-OPP-PEC	-	250.00	Square-shaped pedestal kit (2), 2 in. (51 mm)
KIT-OPP-R-347 ¹	R ¹	323.00	Single-pole relay, coil 24V, without transformer, 22A at 208V, 240V - 18A at 347V
KIT-OPP-R-600 ¹	R ¹	323.00	Single-pole relay, coil 24V, without transformer, 10A at 600V
KIT-OPP-RT-208 ¹	RT ¹	342.00	Single-pole relay, coil 24V, with transformer 208V/24V, 22A at 208V
KIT-OPP-RT-240 ¹	RT ¹	342.00	Single-pole relay, coil 24V, with transformer 240V/24V, 22A at 240V
KIT-OPP-RT-347 ¹	RT ¹	342.00	Single-pole relay, coil 24V, with transformer 347V/24V, 18A t 347V
KIT-OPP-RT-600 ^{1,2}	RT ^{1,2}	342.00	Single-pole relay, coil 24V, with transformer 600V/24V, 10A at 600V (2-wire only)
OPP-SV-XX	-	Upon Request	Empty cabinet length of XX mm (minimum : 154 mm, maximum : 2879 mm)
KIT-OPP-TB1 ¹	TB1 ¹	266.00	Single-pole thermostat: 30A at 120V, 208V, 240V - 15A at 347V, 600V
KIT-OPP-TB2 ^{1,3}	TB2 ^{1,3}	275.00	Double-pole thermostat: 30A at 120V, 208V, 240V - 15A at 347V, 600V
KIT-OPP-TB1-AV ¹	TB1AV ¹	266.00	Single-pole tamperproof thermostat: 30A at 120V, 208V, 240V - 15A at 347V, 600V
KIT-OPP-TB2-AV ^{1,3}	TB2AV ^{1,3}	275.00	Double-pole tamperproof thermostat: 30A at 120V, 208V, 240V - 15A at 347V, 600V
KIT-OPP-TRIAC-347 ¹	TRIAC ¹	133.00	Single-pole electronic relay, coil 24V, without transformer, 10A max. at 347V max.
KIT-OPP-TRIAC-347T ¹	TRIACT ¹	191.00	Single-pole electronic relay, coil 24V, with transformer, 10A max. at 208V, 240V, 347V
KIT-OPP-TRIAC-600 ¹	TRIAC ¹	251.00	Single-pole electronic relay, coil 24V, without transformer, 6A at 600V max.

* For factory installed options, add the option number to the product number. See the **Product Code** section inside the front cover.

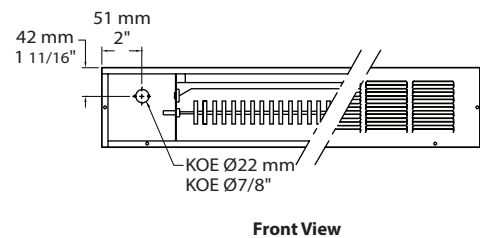
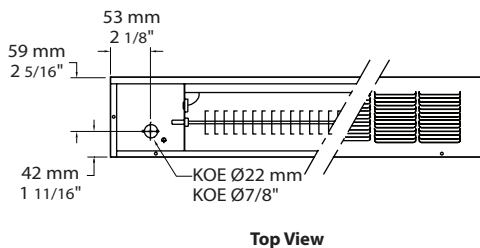
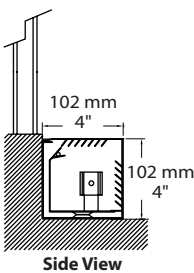
¹ Options installed at right end only.

² These 2-wire relays with transformer can't supply low voltage thermostats.



³ "Off" position.

Add "BL" for white, "AM" for almond. Upcharge available for optional colors shown in the color chart section.

Patio Door



OPPM Mini Patio Door Baseboard Heater



Features

Color

- Standard: white, almond.
- Optional (upcharge applicable): metallic silver, bronze, metallic charcoal, aluminum, semi-gloss black, sand.
- Custom colors available upon request.

Finish

- Standard: epoxy/polyester powder paint.

Voltage

- 120V, 208V, 240/208V, 277V, 347V, 480V, 600V, 1-phase.

Construction

- So sturdy, it can be used as a step (18-gauge steel). **1**
- Linear high-limit temperature control with automatic reset. **2**

Heating element

- Stainless steel tubular heating element with aluminum fins. **3**
- Floating heating element on high-temperature nylon bushings reducing expansion noises.

Watt density

- Average standard watt density of 152W/ft.

Control

- Built-in thermostat available with a control knob or tamperproof (installed on the left end only).
- Mechanical or electronic relays available (installed on the right end only).

Ouellet highly recommends using an electronic wall thermostat for greater comfort.

Installation

- Not for residential use in the United States.
- 2 rows of mounting holes, every 2 in. (51 mm), for ease of installation.
- Variety of accessories available for wall-to-wall installation.
- Pedestal kit available.

Warranty

- 3-year warranty against defects.
- 10-year warranty on the heating element.

Application

- Patio door, bay window, commercial building, office building, condo, restaurant.

Average Standard Watt Density Models 152W/ft.

Watts	Product #				Watts	Product #	Price	Length		Weight	
	120V	208V	347V	600V				240/208V	240/208V	in.	mm
300	OPPM0302	OPPM0308	-	-	300/225	OPPM0300	386.00	23 5/8	600	5.3	2.4
450	OPPM0452	OPPM0458	OPPM0457	-	450/338	OPPM0450	414.00	35 7/16	900	9.5	4.3
600	OPPM0602	OPPM0608	OPPM0607	-	600/450	OPPM0600	448.00	47 1/4	1200	12.2	5.5
750	OPPM0752	OPPM0758	OPPM0757	OPPM0756	750/563	OPPM0750	479.00	59 1/16	1500	15.0	6.8
900	OPPM0902	OPPM0908	OPPM0907	OPPM0906	900/675	OPPM0900	565.00	70 7/8	1800	17.8	8.1
1050	OPPM1052	OPPM1058	OPPM1057	OPPM1056	1050/788	OPPM1050	599.00	82 11/16	2100	20.6	9.3
1200	OPPM1202	OPPM1208	OPPM1207	OPPM1206	1200/900	OPPM1200	633.00	94 1/2	2400	23.4	10.6
1350	OPPM1352	OPPM1358	OPPM1357	OPPM1356	1350/1013	OPPM1350	668.00	106 5/16	2700	26.2	11.9

Options

Product # Kit	Product # Factory installed*	Price	Description
-	BD	+10%	Clean back
KIT-OPPM-CE	-	233.00	Outside corner, 3 in. (76 mm)
KIT-OPPM-CI	-	233.00	Inside corner, 3 in. (76 mm)
KIT-OPPM-JT	-	107.00	Splice plate, 2 in. (51 mm)
KIT-OPPM-JT-PE	-	165.00	Contour splice plate for BD option and/or heater with pedestals, 2 in. (51 mm)
KIT-OPPM-PE	-	224.00	Round pedestal kit (2), 3 in. (76 mm)
KIT-OPPM-PEC	-	224.00	Square-shaped pedestal kit (2), 2 in. (51 mm)
KIT-OPPM-R-347 ¹	R ¹	291.00	Single-pole relay, coil 24V, without transformer, 22A at 208V, 240V - 19A at 277V - 18A at 347V
KIT-OPPM-R-600 ¹	R ¹	291.00	Single-pole relay, coil 24V, without transformer, 10A at 600V
KIT-OPPM-RT-208 ¹	RT ¹	305.00	Single-pole relay, coil 24V, with transformer 208V/24V, 22A at 208V
KIT-OPPM-RT-240 ¹	RT ¹	305.00	Single-pole relay, coil 24V, with transformer 240V/24V, 22A at 240V
KIT-OPPM-RT-277 ¹	RT ¹	305.00	Single-pole relay, coil 24V, with transformer 277V/24V, 19A at 277V
KIT-OPPM-RT-347 ¹	RT ¹	305.00	Single-pole relay, coil 24V, with transformer 347V/24V, 18A at 347V
OPPM-SV-XX	-	Upon Request	Empty cabinet length of XX mm (minimum : 154 mm, maximum : 2700 mm)
KIT-OPPM-TB6 ²	TB6 ²	237.00	Single-pole bi-metal thermostat: 25A at 120V, 208V, 240V, 277V - 10A at 347V, 480V, 600V
KIT-OPPM-TB26 ^{2,3}	TB26 ^{2,3}	247.00	Double-pole bi-metal thermostat: 25A at 120V, 208V, 240V, 277V - 10A at 347V, 480V, 600V
KIT-OPPM-TB6-AV ²	TB6AV ²	237.00	Single-pole bi-metal tamperproof thermostat: 25A at 120V, 208V, 240V, 277V - 10A at 347V, 480V, 600V
KIT-OPPM-TB26-AV ^{2,3}	TB26AV ^{2,3}	247.00	Double-pole bi-metal tamperproof thermostat: 25A at 120V, 208V, 240V, 277V - 10A at 347V, 480V, 600V
KIT-OPPM-TRIAC-347 ¹	TRIAC ¹	119.00	Single-pole electronic relay, coil 24V, without transformer, 10A max. (except for 1350W: 11.5A max.) at 347V max.
KIT-OPPM-TRIAC-347T ¹	TRIACT ¹	170.00	Single-pole electronic relay, coil 24V, with transformer, 10A max. (except for 1350W: 11.5A max.) at 208V, 240V, 347V
KIT-OPPM-TRIAC-600 ¹	TRIAC ¹	225.00	Single-pole electronic relay, coil 24V, without transformer, 6A at 600V max.

* For factory installed options, add the option number to the product number. See the **Product Code** section inside the front cover.

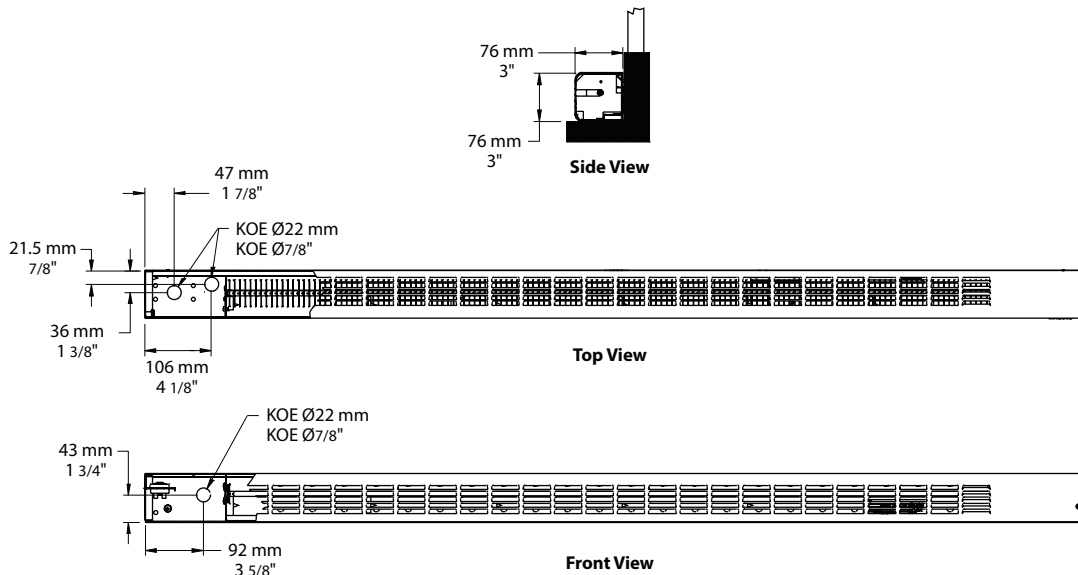
¹ Options installed at right end only.

² Options installed at left end only.

³ "Off" position.

Add "BL" for white, "AM" for almond. Upcharge available for optional colors shown in the color chart section.

Other voltages available upon request.



OHY Convection and Fan Heater



Surface

Recessed



VERSION AVAILABLE



1

2

3



Training available online www.ouellet.com

Features

Color

- Standard: white, almond.
- Optional (upcharge applicable): metallic silver, bronze, metallic charcoal, aluminum, semi-gloss black, sand.
- Custom colors available upon request.

Finish

- Standard: epoxy/polyester powder paint.

Voltage

- 240V, 1-phase.

Construction

- Cast aluminum front cover.
- Steel bar grilles prevent the insertion of foreign objects; smooth-finish paint is washable and anti-yellowing.
- Automatic reset safety device.
- Built-in white LED night light. **1**

Fan

- Whisper-quiet squirrel-cage fan.
- Factory-lubricated motor.

Heating element

- Helical coil nickel-chromium alloy wire protected by ceramic insulators.
- Heating element provides instant heat.

Control

- Built-in electronic digital thermostat/timer. **2**
- Thermostat mode: pulse modulation: automatic convection to fan-forced switch-over at 1000W.
- Timer mode: 5-30 minutes full power fan-forced boost. **3**

Installation

- 4 in. (102 mm) minimum clearance to floor.
- May be surface-mounted or recessed in 2 in. X 3 in. stud partitions.
- Mounting holes for ease of installation.
- Large wiring compartment.

Warranty

- 5-year warranty against defects.

Application

- Bathroom, kitchen, family room, entrance way.

Model

Watts	Volts	Product #	Price	Weight	
				lb	kg
2000 ¹	240	OHY2000-TH ¹	828.00	22.75	10.3

Option

Product # Kit	Product # Factory installed*	Price	Description
KIT-OHY-DIS ²	DIS ²	120.00	Disconnect switch, 20A at 250V

* For factory installed options, add the option number to the product number. See the **Product Code** section inside the front cover.

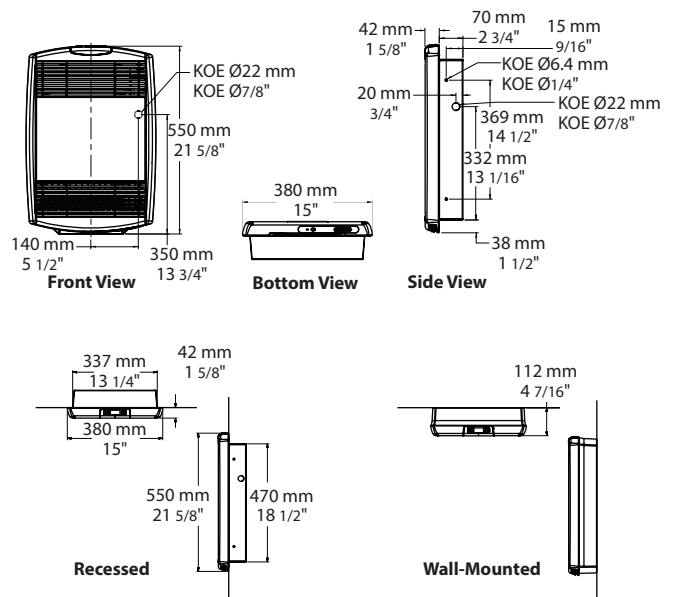
¹ BEWARE: Not available for 208V.

² For the U.S. only: The nominal current of the unit must not exceed 80% of the capacity of the disconnect.

Add "BL" for white, "AM" for almond.

Upcharge available for optional colors shown in the color chart section.

Electronic thermostat available in grey only.



OVC Compact Electronic Fan Heater



Features

Color

- Standard: white.
- Optional (upcharge applicable): almond, metallic silver, bronze, metallic charcoal, aluminum, semi-gloss black, sand.
- Custom colors available upon request.

Finish

- Standard: epoxy/polyester powder paint.

Voltage

- 120, 240/208V, 1-phase.

Construction

- Shock-resistant cast aluminum front cover.
- 20-gauge steel.
- High-limit temperature control with automatic reset.

Fan

- Whisper-quiet squirrel-cage fan.
- Factory-lubricated, two-speed motor.

Heating element

- Nickel-chromium alloy stitched wire protected by mica insulators.
- Heating element provides instant heat.

Control

Model (-TH)

- Operating modes adapted for all requirements (comfort, economy, frost-free, full power, standby mode).

- Built-in electronic digital thermostat/timer with backlit display that can be used as a night light.
- Electronic thermostat with 2 triacs automatically switches from 750W to 1500W when needed.
- Keypad lock function that eliminates unwanted temperature adjustments and the use of the thermostat modes.

Model (-PW)

- Requires non pulsing wall-mounted thermostat (sold separately).
- Wattage must be selected at the time of wiring (750W or 1500W).

Installation

- 6 in. (152 mm) minimum clearance to floor.
- May be recessed or surface-mounted without adaptor in 2 in. X 3 in. stud partitions with gypsum.
- Easy installation and connection with mounting screws and knockouts (mounting screws included).
- Template included.

Warranty

- 5-year warranty against defects.

Application

- Hallways, bathrooms, shower rooms, dining rooms, kitchens, corridors.

Models

Watts		Volts	Product #	Price	Weight	
min.	max.				lb	kg
750	1500	120	OVC1502BL-TH	456.00	11.5	5.22
750/563	1500/1125	240/208	OVC1500BL-TH	456.00	11.5	5.22
750/563 1500/1125		240/208	OVC1500BL-PW ¹	369.00	12.2	5.53

Options

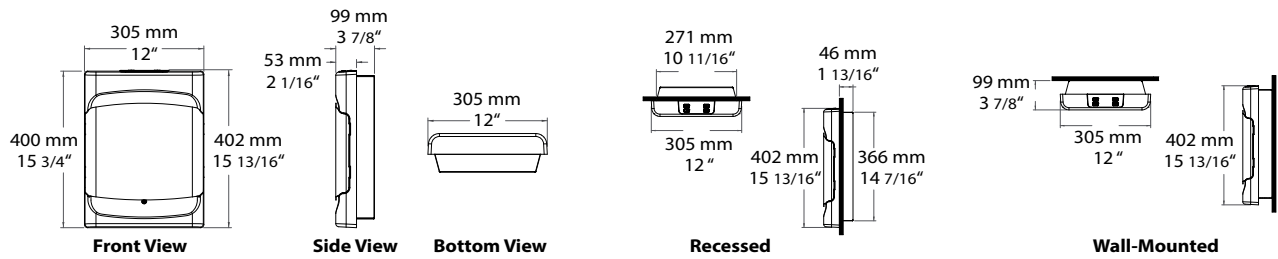
Product # Factory installed*	Price	Description
DIS ²	122.00	Disconnect switch, 20A at 250V
R ³	83.00	Single-pole relay, coil 24V, without transformer, 22A at 208V, 240V
RT ³	113.00	Single-pole relay, coil 24V, with transformer 208V, 240V/24V, 22A max.
TRIAC ³	83.00	Single-pole electronic relay, coil 24V, without transformer, 15A at 240V max.
TRIACT ³	113.00	Single-pole electronic relay, coil 24V, with transformer, 15A at 240V max.

* For factory installed options, add the option number to the product number. See the **Product Code** section inside the front cover.

¹ Requires non pulsing wall-mounted thermostat (sold separately). Please refer to the Wall Thermostats Reference Chart.

² For the U.S. only: The nominal current of the unit must not exceed 80% of the capacity of the disconnect. This option is available with built-in thermostat (option -TH) or power selector (option -PW).

³ These options must be chosen with the power selector (option -PW).
Custom colors available upon request.



OVE European-Style Bathroom Fan Heater



Features

Color

- Standard: white, almond.
- Optional (upcharge applicable): metallic silver, bronze, metallic charcoal, aluminum, semi-gloss black, sand.
- Custom color available upon request.

Finish

- Standard: epoxy/polyester powder paint.
- **Optional: stainless steel (grilles and back of the heater are painted black).**

Voltage

- 120V, 240/208V, 1-phase.

Construction

- 20-gauge steel or 22-gauge stainless steel.
- Outlet-grille efficiently distributes warm air throughout the heated area.
- Bar grilles prevent insertion of foreign objects; smooth-finish paint is washable and anti-yellowing.
- High-limit temperature control with automatic reset.

Fan

- Whisper-quiet squirrel-cage fan.
- Factory-lubricated motor.

Heating element

- Nickel-chromium alloy stitched wire protected by mica insulators.
- Heating element provides instant heat.

Control

- Bulb thermostat (-T and -TM models).
- Mechanical timer, 0-60 minutes (-TM model).

Note: If an electronic wall-mounted thermostat is used, it must be compatible with forced-air heaters.

Installation

- 12 in. (306 mm) minimum clearance to floor.
- May be recessed or surface-mounted without adaptor in 2 in. X 3 in. stud partitions.
- Holes for fastening and convenient knock-outs allow for easy installation and connection (mounting screws included).

Warranty

- 5-year warranty against defects.

Application

- Bathroom, kitchen, family room, entrance way.

Models

Watts	Volts	Product #	Price		Weight	
			Standard Models	Stainless Steel	lb	kg
1500	120	OVE1502 ¹	459.00	589.00	14.0	6.4
1500	120	OVE1502-T	528.00	675.00	14.0	6.4
1500	120	OVE1502-TM	573.00	731.00	14.0	6.4
1500/1125	240/208	OVE1500 ¹	388.00	496.00	14.0	6.4
1500/1125	240/208	OVE1500-T	446.00	574.00	14.0	6.4
1500/1125	240/208	OVE1500-TM ²	485.00	620.00	14.0	6.4
1500/1125	240/208	OVE1500BL-TM ³	315.00	-	14.0	6.4

¹ Requires non pulsing wall-mounted thermostat. Please refer to the Wall Thermostats Reference Chart at the end of the catalog.

² Price for standard "AM" almond color and base price for upcharge applicable on optional colors.

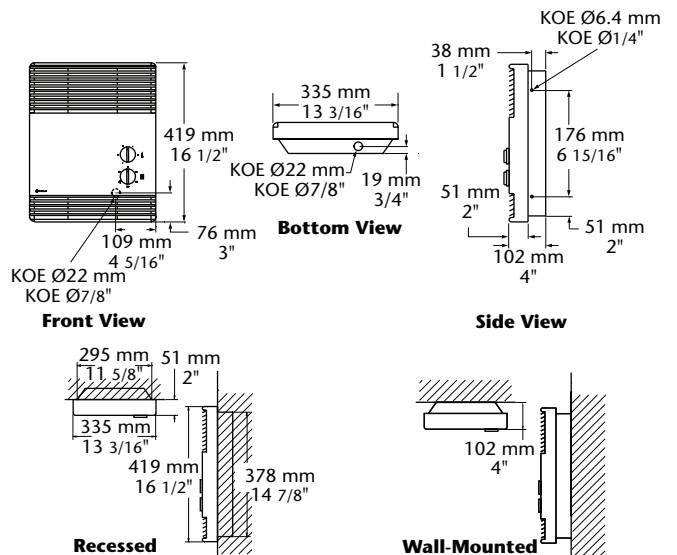
³ Price for standard "BL" white color.

Add "BL" for white, "AM" for almond, "SS" for stainless steel.

For almond models with -T or -TM the knobs are black.

For stainless steel models the grilles and the back of the heater are painted black.

Upcharge available for optional colors shown in the color chart section.



OFB Compact Wall Fan Heater



Features

Color

- Standard: white.

Finish

- Standard: epoxy/polyester powder paint.

Voltage

- 120V, 240/208V, 1-phase.

Construction

- 20-gauge steel cabinet.
- Warm air outlet that directs the air downwards, towards the center of the room.
- Bar grille prevents insertion of foreign objects; smooth-finish paint is washable and anti-yellowing.
- Manual de-energize high-limit temperature control.

Fan

- Whisper-quiet squirrel-cage fan.
- Factory-lubricated motor.

Heating element

- Nickel-chromium alloy stitched wire protected by mica insulators.
- Heating element provides instant heat.

Control

- Line voltage control circuit for thermostat, timer or switch (not included, must be compatible with the selected voltage and wattage of the heater).

Note: If an electronic thermostat is used, it must be compatible with forced-air heaters.

Installation

- Recommended installation height: max. 10 ft. (3 m), min. 6 ft. (1.8 m).
- Wattage must be selected at the time of wiring (750W or 1500W).
- Quick surface-mounted installation, with the included mounting bracket.
- Flexible cable with electrical wall box cover plate included.
- Requires installation of a wall electrical box not supplied.

Warranty

- 2-year warranty against defects.
- 5-year warranty on the heating element.

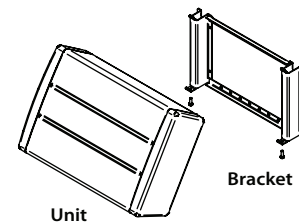
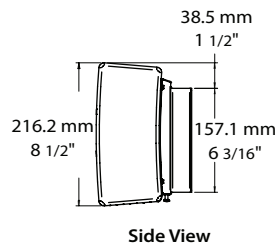
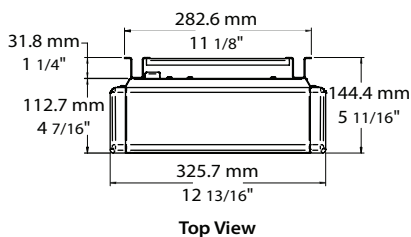
Application

- Bathroom, entrance way, stairwell.

Models

Watts ¹	Volts	Product #	Price	Weight	
				lb	kg
750 1500	120	OFB1502BL	419.00	8.1	3.7
750/563 1500/1125	240/208	OFB1500BL	382.00	8.1	3.7

¹ Wattage can be selected on site (750W or 1500W). Standard color is white.




OVS

Residential Wall Fan Heater



OVRP

Compact Ceiling Fan Heater



Features

Color

- Standard: white, almond.
- Optional (upcharge applicable): metallic silver, bronze, metallic charcoal, aluminum, semi-gloss black, sand.
- Custom colors available upon request.

Finish

- Standard: epoxy/polyester powder paint.

Construction

- 20-gauge steel cabinet.
- 22-gauge steel front cover.
- High-limit temperature control with automatic reset.

Fan

- Quiet fan operating.
- 120V, 208V, 240/208V models: 500W to 1000W; 40 cfm fan and 1250W to 2000W; 80 cfm fan.
- 347V models : 80 cfm fan.
- Factory-lubricated motor.

Heating element

- 120V, 208V, 208/240V: durable tubular heating element with fins.
- Factory sealed element available.
- 347V: Iron-Chromium-Aluminum alloy.

Control

- If an electronic thermostat is used, it must be compatible with forced-air heaters.

Installation

- Quick installation with recess box mounting holes.
- Large wiring compartment.
- Surface mounting box available.
- Tight fit with V-shaped recess box.

Warranty

- 5-year warranty against defects.

Application

- Entrance way, kitchen, bathroom, family room, basement.

OVS Features

Voltage

- 120V, 208V, 240/208V, 347V, 1-phase.

Control

- Built-in thermostat available with a control knob or tamperproof.

Installation

- Wall installation only.
- The air outlet should be installed at least 4 in. (102 mm) from flooring withstands temperature and 10 in. (254 mm) from linoleum flooring.
- May be recessed in 2 in. X 3 in. stud partitions.

OVRP Features

Voltage

- 120V, 240/208V, 347V, 1-phase.

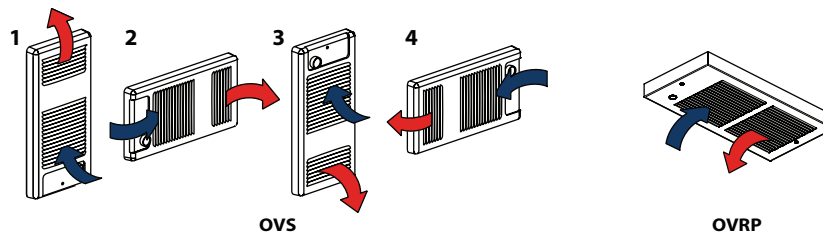
Control

- Must be used with a compatible wall thermostat (not included).
- Electronic relay available.

Installation

- Ceiling installation only.
- The air outlet should be installed at least 10 in. (25.4 cm) from the wall.
- May be recessed in ceiling.

Mounting positions available. Pictures showing front panel. Directional vane air flow.



OVS Models

Watts	Volts	Product #	Price	Weight	
				lb	kg
500	120	OVS0502	287.00	9.0	4.1
750	120	OVS0752	287.00	9.0	4.1
1000	120	OVS1002	306.00	9.0	4.1
1250	120	OVS1252	333.00	9.0	4.1
1500	120	OVS1502	333.00	9.0	4.1
2000	208	OVS2008	364.00	9.0	4.1
500/375	240/208	OVS0500	282.00	9.0	4.1
750/563	240/208	OVS0750	282.00	9.0	4.1
1000/750	240/208	OVS1000	298.00	9.0	4.1
1250/938	240/208	OVS1250	298.00	9.0	4.1
1500/1125	240/208	OVS1500	329.00	9.0	4.1
2000/1500	240/208	OVS2000	355.00	9.0	4.1
1000	347	OVS1007	372.00	9.0	4.1
1500	347	OVS1507	389.00	9.0	4.1
2000	347	OVS2007	412.00	9.0	4.1

OVRP Models

Watts	Volts	Product #	Price	Weight	
				lb	kg
500	120	OVRP0502	383.00	9.0	4.1
750	120	OVRP0752	383.00	9.0	4.1
1000	120	OVRP1002	408.00	9.0	4.1
1250	120	OVRP1252	448.00	9.0	4.1
1500	120	OVRP1502	448.00	9.0	4.1
500/375	240/208	OVRP0500	374.00	9.0	4.1
750/563	240/208	OVRP0750	374.00	9.0	4.1
1000/750	240/208	OVRP1000	395.00	9.0	4.1
1250/938	240/208	OVRP1250	395.00	9.0	4.1
1500/1125	240/208	OVRP1500	437.00	9.0	4.1
500	347	OVRP0507	576.00	9.0	4.1
1000	347	OVRP1007	604.00	9.0	4.1
1500	347	OVRP1507	646.00	9.0	4.1
2000	347	OVRP2007	716.00	9.0	4.1

OVS Options

Product # Kit	Product # Factory installed*	Price	Description
KIT-OVS-BS	-	69.00	Surface mounting box
KIT-OVS-DIS ¹	DIS ¹	168.00	Disconnect switch, 20A at 277V max. (120V, 208V, 240/208V only)
-	ES ²	30.00	Factory sealed element (120V, 208V, 240/208V only)
KIT-OVS-TB6	TB6	61.00	Single-pole bi-metal thermostat (347V factory installed only)
KIT-OVS-TB26 ³	TB26 ³	74.00	Double-pole bi-metal thermostat (347V factory installed only)
KIT-OVS-TB6-AV	TB6AV	71.00	Single-pole bi-metal tamperproof thermostat (347V factory installed only)
KIT-OVS-TB26-AV ³	TB26AV ³	74.00	Double-pole bi-metal tamperproof thermostat (347V factory installed only)

OVRP Options

Product # Kit	Product # Factory installed*	Price	Description
KIT-OVR-BS	-	76.00	Surface mounting box
KIT-OVR-DIS ¹	DIS ¹	186.00	Disconnect switch, 20A at 277V max. (120V, 208V, 240/208V only)
-	ES ²	34.00	Factory sealed element (120V, 208V, 240/208V only)
-	TRIAC ⁴	90.00	Single-pole electronic relay, coil 24V, without transformer, 15A at 347V max.
-	TRIACT ⁴	122.00	Single-pole electronic relay, coil 24V, with transformer, 15A at 208V, 240V, 277V, 347V

* For factory installed options, add the option number to the product number. See the **Product Code** section inside the front cover.

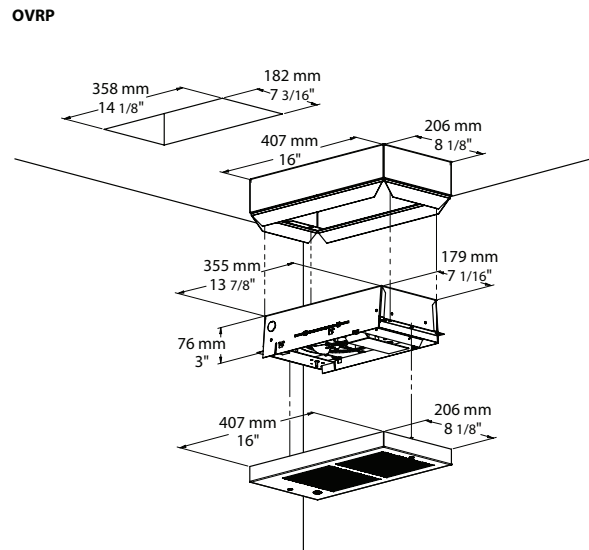
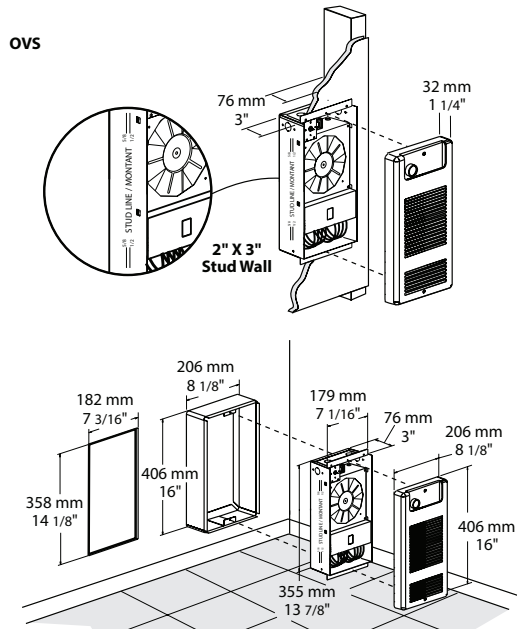
¹ For the U.S. only: The nominal current of the unit must not exceed 80% of the capacity of the disconnect.

² The option "sealed element" increases the reliability of these in humid environments. It does not completely eliminate the leakage currents of metal sheathed heating elements.

³ "Off" position.

⁴ The TRIAC and TRIACT option is only available for the products OVRP0507, OVRP0757 and OVRP1007. Add "BL" for white, "AM" for almond.

Upcharge applicable for optional colors shown in the color chart section.



OCP Kickspace Fan Heater



Features

Color

- Standard: semi-gloss black, white, almond.
- Optional (upcharge applicable): metallic silver, bronze, metallic charcoal, aluminum, sand.
- Custom colors available upon request.

Finish

- Standard: epoxy/polyester powder paint.

Voltage

- 120V, 240/208V, 1-phase.

Construction

- 20-gauge steel.
- 1000W standard. Wattage can be converted to 500W at the time of wiring (see installation instructions).
- High-limit temperature control with automatic reset (first level).
- High-limit temperature control with manual reset (second level).

Fan

- 80 cfm fan (44.5).
- Factory-lubricated motor.

Heating element

- Two elements of 500W (1000W in parallel).
- Durable tubular heating element with fins.

Control

- Built-in thermostat kit available.

Note: If an electronic thermostat is used, it must be compatible with forced-air heaters.

Installation

- Do not install the heater near thermosensitive materials.
- Trim frame included.

Warranty

- 5-year warranty against defects.

Application

- Kitchen, bathroom, recessed in stair risers.

Models

Watts	Volts	Product #	Price	Weight	
				lb	kg
500 1000	120	OCPU1002	497.00	13.0	5.9
500/375 1000/750	240/208	OCPU1000	473.00	13.0	5.9

Options

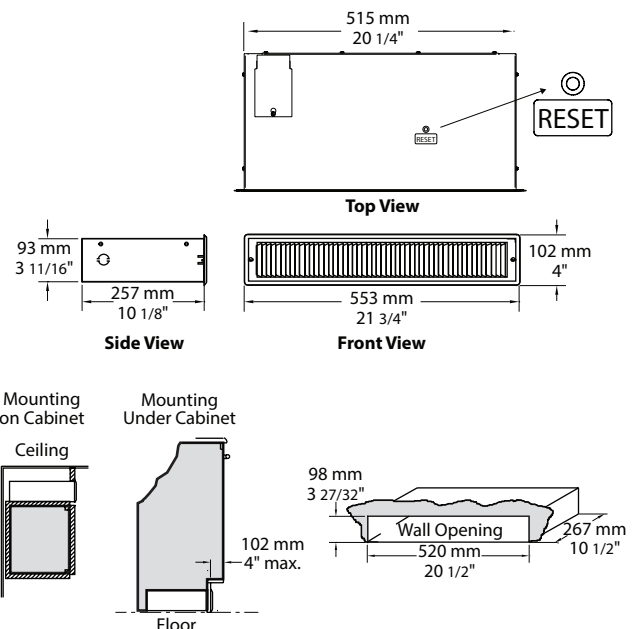
Product # Kit	Product # Factory installed*	Price	Description
KIT-OCP-TB6	TB6	97.00	Single-pole bi-metal thermostat
KIT-OCP-TB26 ¹	TB26 ¹	110.00	Double-pole bi-metal thermostat

* For factory installed options, add the option number to the product number. See the **Product Code** section inside the front cover.


¹ "Off" position.

Add "NL" for semi-gloss black, "BL" for white, "AM" for almond.

Upcharge available for optional colors shown in the color chart section.



OFH Floor Insert Fan Heater



Features

Color

- Standard: bronze, white, almond.
- Optional (upcharge applicable): metallic silver, metallic charcoal, aluminum, semi-gloss black, sand.
- Custom colors available upon request.

Finish

- Standard: epoxy/polyester powder paint.

Voltage

- 120V, 240/208V, 1-phase.

Construction

- Welded 20-gauge steel.
- Sturdy floor grille (14-gauge).
- Protective screen keeps foreign objects from falling into the unit.
- High-limit temperature control with manual reset.

Fan

- Large diameter, quiet fan operating at 43.9 dBA at 80 cfm.
- Factory-lubricated motor.

Heating element

- Durable tubular heating element with fins.

Installation

- Minimum clearance from adjacent walls: 6 in. (15.2 cm).
- Large wiring compartment.

Warranty

- 5-year warranty against defects.

Application

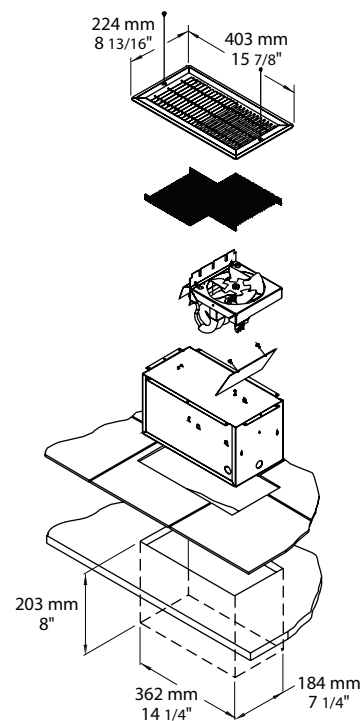
- Bay window, near patio door.

Note: If an electronic thermostat is used, it must be compatible with forced-air heaters.

Models

Watts	Volts	Product #	Price	Weight	
				lb	kg
500	120	OFH0502	752.00	16.0	7.3
1000	120	OFH1002	776.00	16.0	7.3
1500	120	OFH1502	790.00	16.0	7.3
500/375	240/208	OFH0500	752.00	16.0	7.3
1000/750	240/208	OFH1000	776.00	16.0	7.3
1500/1125	240/208	OFH1500	790.00	16.0	7.3

Add "BZ" for bronze, "BL" for white, "AM" for almond.
Upcharge available for optional colors shown in the color chart section.



OFE-C Comfort Electric Furnace



Features

Finish

- Non-painted galvanized steel.

Voltage

- 240/208V, 1-phase.

Construction

- Robust galvanized steel casing, all insulated for reduced heat loss and noise.
- One panel on casing provides access to internal parts.

Fan

- High quality precision balanced blower for quiet operation and optimal performance.

Motor

- Standard motor (PSC), permanently lubricated and rubber mounted for maximum vibration and noise reduction.
- Relay and printed circuit board (PCB) control automatic operation of motor and allow for the addition of air conditioning or heat pump.

Heating element

- Heavy duty, reliable 4kW and 5kW Helical coil nickel-chromium alloy wire provide superior heat transfer with unrestricted air flow.
- Heating elements can be individually replaced.

- High-limit temperature control with automatic reset.
- Elements modulation is done by a low voltage printed circuit board to prevent power surges.

Control

- Heavy duty 24VAC transformer provides power to relays and controls.
- Built-in breakers with manual reset.
- Compatible with 1 or 2-stage thermostat with or without external unit.
- A 120V terminal block also permits installation of accessories such as humidifier and electronic filter (maximum 2A).

Installation

- Multi-position installation, sides, back, or bottom air returns.
- Approved for zero clearance installation against combustible surfaces.
- Models with Standard Motor (PSC): Installation is forbidden outside Quebec.

Warranty

- 5-year warranty against defects.

Application

- For cottages, homes or offices, also approved for mobile homes use. May be installed in a basement, closet, crawl space or any unused area or alcove.

OFE-C

Models with Standard Motor (PSC)¹

Product #	Volts (1 ph) 2 wires	kW (BTU/hr)	Amp. including motor	Motor HP	Static Pressure at 0.5" W.C.		Weight	
					Motor Speed ²	cfm ³	lb	kg
OFEC10000 ¹	240/208	10.0 (34120)/7.5 (25628)	44.0/38.2	1/3	Low	595	105	48
OFEC15000 ¹	240/208	15.0 (51180)/11.3 (38442)	64.7/56.1	1/3	Low	595	105	48
OFEC18000 ¹	240/208	18.0 (61420)/13.5 (46130)	78.4/68.0	1/3	Low	595	105	48
OFEC20000 ¹	240/208	20.0 (68240)/15.0 (51256)	85.4/74.1	1/3	Low	595	105	48

Options

Product # Kit	Description
OFE-SO2	Downflow sub-base
OFE-AK2	Adaptor kit for 17 in. x17 in. duct

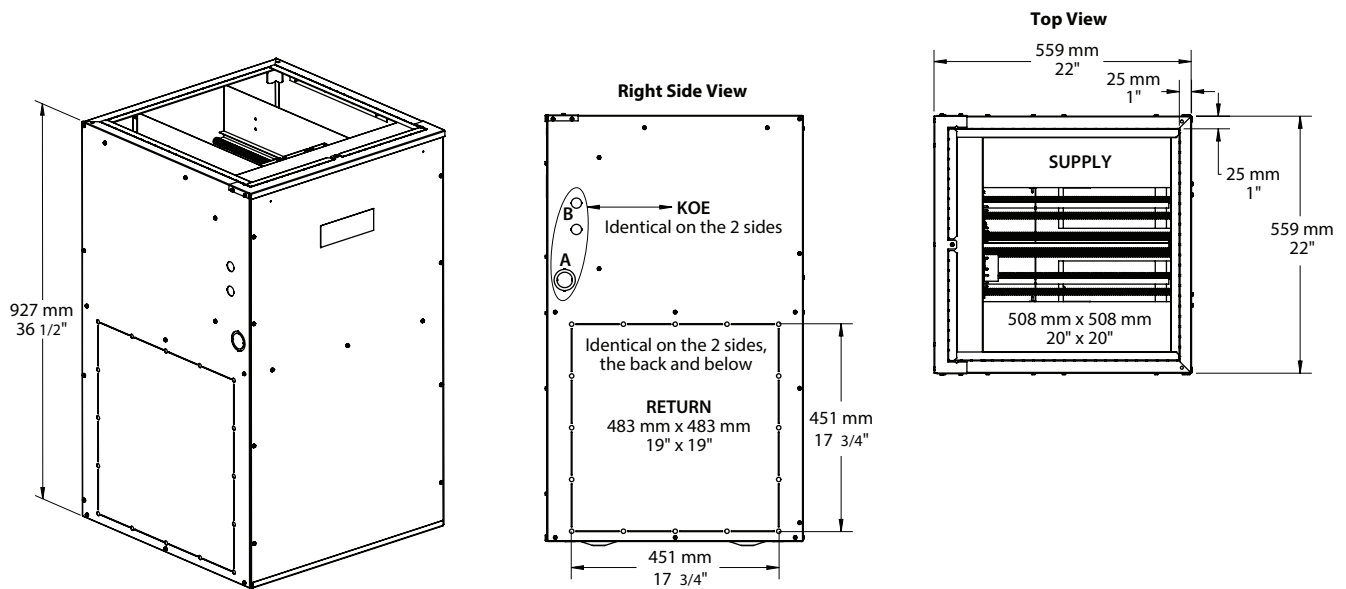
¹ Installation is forbidden outside Quebec.

² Factory settings.

³ Refer to the installation instructions and owner's manual for complete air flow tables.

Wall Controls

Compatible with any low voltage thermostat. See the Wall thermostat reference chart.



OFE-A Advantage Electric Furnace



Features

Color

- Standard: grey.

Voltage

- 240/208V, 1-phase.

Construction

- Steel casing, all insulated for reduced heat loss and noise.
- Dual access panels on casing provide easy access to internal parts.

Fan

- High quality precision balanced blower for quiet operation and optimal performance.

Motor

- Standard motor (PSC), permanently lubricated.
- Variable speed electronically commutated motor (ECM), permanently lubricated.
- Both motors are rubber mounted for maximum vibration and noise reduction.
- Relay and printed circuit board (PCB) control automatic operation of motor and allow for the addition of air conditioning or heat pump.

Heating element

- Heavy duty, reliable 4kW and 5kW helical coil nickel-chromium alloy wire provide superior heat transfer with unrestricted air flow.
- Heating elements can be individually replaced.
- High-limit temperature control with automatic reset.
- Heating element sequence is done by a low voltage printed circuit boards with rectifier/timers to prevent power surges.

Control

- Heavy duty 24VAC transformer provides power to relays and controls.
- Easy access built-in breakers with manual reset.
- Thermostat "On" light indicates a call for heat by the thermostat.
- "Speed Selector" switch: "Low" or "High".
- "Fan Selector" switch: "On" or "Off".
- Compatible with 1 or 2-stage thermostat with or without external unit.
- A 120V terminal block also permits installation of accessories such as humidifier and electronic filter (maximum 2A).

Installation

- Multi-position installation, sides, back, or bottom air returns.
- Approved for zero clearance installation against combustible surfaces.
- Models with Standard Motor (PSC): Installation is forbidden outside Quebec.

Warranty

- 5-year warranty against defects.

Application

- For cottages, homes or offices, also approved for mobile homes use. May be installed in a basement, closet, crawl space or any unused area or alcove.

OFE-A

Models with Standard Motor (PSC)¹

Product #	Volts (1 ph) 2 wires	kW (BTU/hr)	Amp. including motor	Motor HP	Static Pressure at 0.5" W.C.		Weight	
					Motor Speed ²	cfm ³	lb	kg
OFEA10000 ¹	240/208	10.0 (34120)/7.5 (25628)	44.0/38.2	1/3	Low	595	105	48
OFEA15000 ¹	240/208	15.0 (51180)/11.3 (38442)	64.7/56.1	1/3	Low	595	105	48
OFEA18000 ¹	240/208	18.0 (61420)/13.5 (46130)	78.4/68.0	1/3	Low	595	105	48
OFEA20000 ¹	240/208	20.0 (68240)/15.0 (51256)	85.4/74.1	1/3	Low	595	105	48
OFEA23000-1H ¹	240/208	23.0 (78480)/17.3 (58944)	102.4/88.7	1	Medium/Low	1275	105	48
OFEA25000-1H ¹	240/208	25.0 (85360)/18.8 (64070)	109.4/94.8	1	Medium/Low	1275	105	48
OFEA27000-1H ¹	240/208	27.0 (92130)/20.3 (69195)	119.5/103.6	1	Medium/Low	1275	105	48
OFEA30000-1H ¹	240/208	30.0 (102432)/22.5 (76884)	130.2/112.8	1	Medium/Low	1275	105	48

Models with Variable Speed Motor (ECM)

Product #	Volts (1 ph) 2 wires	kW (BTU/hr)	Amp. including motor	Motor HP	Motor Speed	Weight	
						lb	kg
OFEA10000-VV	240/208	10.0 (34120)/7.5 (25628)	43.7/38.6	1/2	Variable	105	48
OFEA15000-VV	240/208	15.0 (51180)/11.3 (38442)	64.4/56.5	1/2	Variable	105	48
OFEA18000-VV	240/208	18.0 (61420)/13.5 (46130)	78.1/68.4	1/2	Variable	105	48
OFEA20000-VV	240/208	20.0 (68240)/15.0 (51256)	85.1/74.5	1/2	Variable	105	48
OFEA23000-1HVV	240/208	23.0 (78480)/17.3 (58944)	101.7/89.6	1	Variable	105	48
OFEA25000-1HVV	240/208	25.0 (85360)/18.8 (64070)	108.7/95.7	1	Variable	105	48
OFEA27000-1HVV ⁴	240/208	27.0 (92130)/20.3 (69195)	118.8/104.5	1	Variable	105	48
OFEA30000-1HVV ⁴	240/208	30.0 (102432)/22.5 (76884)	129.5/113.7	1	Variable	105	48

Options

Product # Kit	Description
OFE-SO2	Downflow sub-base
OFE-AK2	Adaptor kit for 17 in. x17 in. duct
OFE-TM	Diagnostic tool for ECM motor

¹ Installation is forbidden outside Québec.

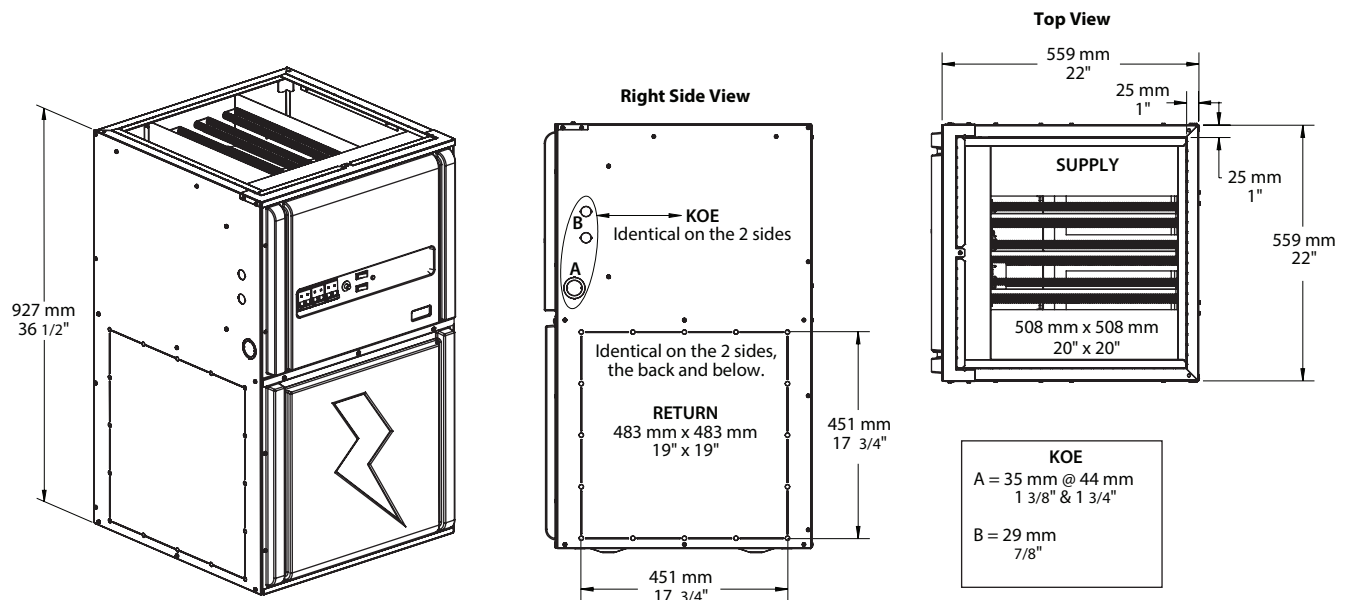
² Factory settings.

³ Refer to the installation instructions and owner's manual for complete air flow tables.

⁴ These models come with two supply terminal blocks. It is possible to do a field conversion from two to one supply (requires copper wire). Refer to the installation instructions and owner's manual for details. Standard color is grey.

Wall Controls

Compatible with any low voltage thermostat. See the Wall thermostat reference chart.



OFF-B First Generation Nortron Electric Furnace



NORTRON

Features

Color

- Standard: grey.

Voltage

- 208V, 3-phase.

Construction

- One panel on casing provides access to internal parts.

Fan

- High quality precision balanced blower for quiet operation and optimal performance.

Motor

- Standard motor (PSC), permanently lubricated and rubber mounted for maximum vibration and noise reduction.
- Furnace interlock kit designed to connect the furnace operation with a ventilation fan or a heat recovery ventilator unit (optional).

Heating element

- Heavy duty, reliable Helical coil nickel-chromium alloy wire provide superior heat transfer with unrestricted air flow.
- Heating elements can be individually replaced.
- High-limit temperature control with automatic reset.
- Elements modulation is done by electro-mechanical sequencers.

Control

- Heavy duty 24VAC transformer provides power to relays and controls.
- Easy access built-in breakers with manual reset.
- "Season Selection" switch: "Mild" or "Cold".
- "Recirculation Mode" switch: "On" or "Off".
- Compatible with 1 or 2-stage thermostat with or without external unit.

Installation

- Multi-position installation, sides, back, or bottom air returns.
- Approved for zero clearance installation against combustibles surfaces.
- Models with Standard Motor (PSC): Installation is forbidden outside Quebec.

Warranty

- 5-year warranty against defects.

Application

- For cottages, homes or offices, also approved for mobile homes use. May be installed in a basement, closet, crawl space or any unused area or alcove.

Models 208V with Standard Motor (PSC)¹

Product #	Volts (3 ph) 3 wires	kW (BTU/hr)	Amp. including motor	Motor HP	Static Pressure at 0.2" W.C.		Weight	
					Motor Speed ²	cfm ³	lb	kg
83B13-A ¹	208	13.5 (46105)	42.0	1/3	Medium	1126	105	47.6
83B24-A ¹	208	24.0 (81964)	70.0	1/3	Medium	1126	115	52.2

Option

Product #	Description
Kit	
FIK	Furnace Interlock Kit

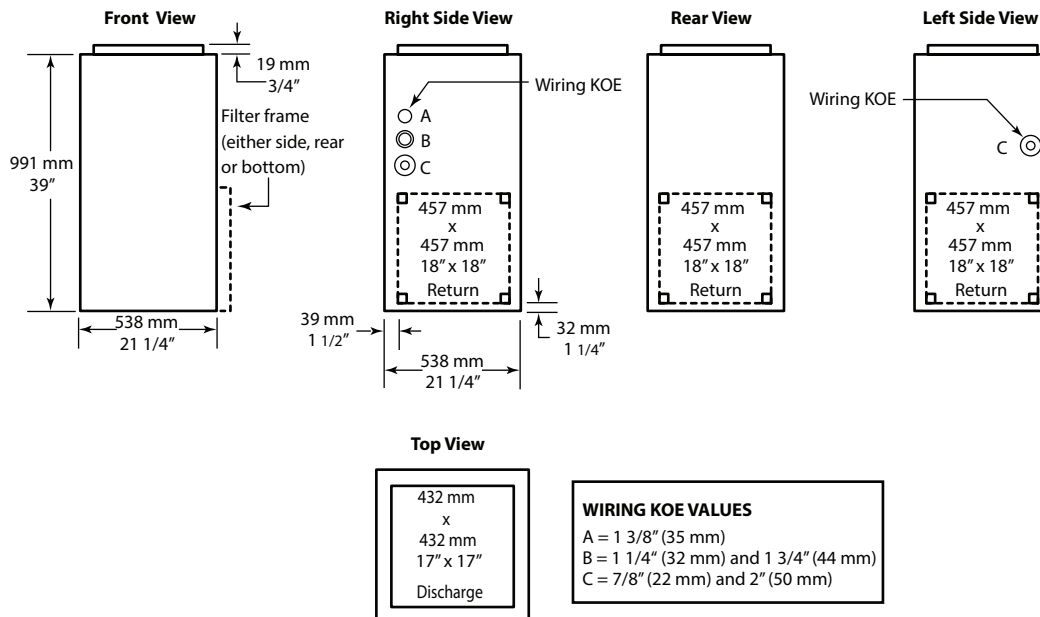
¹ Installation is forbidden outside Québec.

² Factory settings.

³ Refer to the installation instructions and owner's manual for complete air flow tables.

Wall Controls

Compatible with any low voltage thermostat.



OFFE-ECM

Energy Efficient
Nortron Electric Furnace



NORTRON

Features

Color

- Standard: grey.

Voltage

- 240V, 1-phase.

Construction

- Steel casing, all insulated for reduced heat loss and noise.
- One panel on casing provides access to internal parts.

Fan

- High quality precision balanced blower for quiet operation and optimal performance.

Motor

- Variable speed electronically commutated motor (ECM), permanently lubricated and rubber mounted for maximum vibration and noise reduction.
- Relay and printed circuit board (PCB) control automatic operation of motor and allow for the addition of air conditioning or heat pump.

Heating element

- Heavy duty, reliable Helical coil nickel-chromium alloy wire provide superior heat transfer with unrestricted air flow.
- Heating elements can be individually replaced.
- High-limit temperature control with automatic reset.
- Elements modulation is done by a low voltage printed circuit boards with rectifier/timers to prevent power surges.

Control

- Heavy duty 24VAC transformer provides power to relays and controls.
- Easy access built-in breakers with manual reset (except the 10kW models).
- "Speed Selection" switch: "Low" or "High".
- "Heat Activation" switch: "Slow" or "Fast".
- Compatible with 1 or 2-stage thermostat with or without external unit.

Installation

- Multi-position installation, sides, back, or bottom air returns.
- Approved for zero clearance installation against combustible surfaces.

Warranty

- 5-year warranty against defects.

Application

- For cottages, homes or offices, also approved for mobile homes use. May be installed in a basement, closet, crawl space or any unused area or alcove.

OFF-ECM

Models with Variable Speed Motor (ECM)

Product #	Volts (1 ph) 2 wires	kW (BTU/hr)	Amp. including motor	Motor HP	Static Pressure at 0.2" W.C.		Weight	
					Motor Speed ¹	cfm ²	lb	kg
21ECM10-A	240	10.0 (34152)	43.0	1/3	Low	740	108	50.0
21ECM15-A	240	15.0 (51228)	64.0	1/3	Medium	1040	108	50.0
21ECM18-A	240	18.0 (61473)	76.0	1/3	Medium	1040	110	49.9
21ECM20-A	240	20.0 (68304)	84.0	1/3	Medium	1040	110	49.9
21ECM23-A	240	22.5 (76842)	94.0	1/3	Medium	1040	115	49.9

Option

Product # Kit	Description
FSB1 ³	Downflow sub-base

¹ Factory settings.

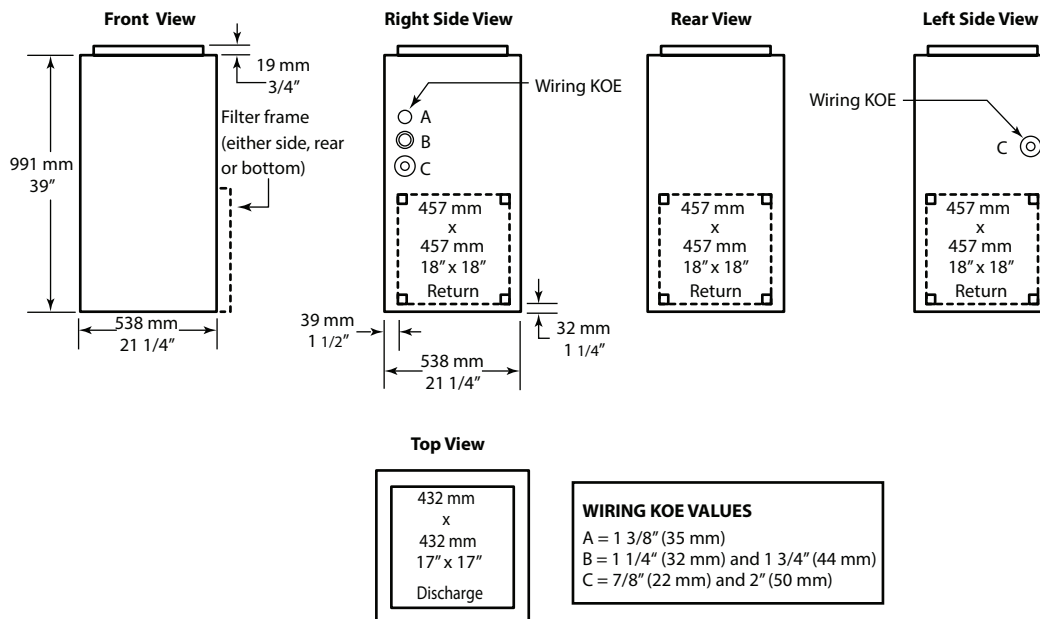
² Refer to the installation instructions and owner's manual for complete air flow tables.

³ Available with 10kW, 15kW, 18kW and 20kW models.

Standard color is grey.

Wall Controls

Compatible with any low voltage thermostat.



OSAME115R

ERV - Energy Recovery Ventilator with Recirculation



Side Port Model



Top Port Model



CSA-C439-18



Features

Air flow and performance

- Fully adjustable air flow (113 cfm @ 0 in.w.g.).
- 67% sensible recovery effectiveness at 0 °C (32 °F) 30 L/s, 60% sensible recovery effectiveness at -25 °C (-13 °F) 24 L/s.
- Recirculation defrosts.

Voltage

- 120V, 60Hz, 0.8A.

Benefit

- Reduce heating demand in winter and cooling demand in summer.
- Whisper-quiet: factory calibrated and balanced.
- Easy installation and maintenance.
- Designed and manufactured in Canada to operate in variable climatic conditions.

Construction

- Door and housing in corrosion-resistant galvanized steel, 24-gauge, pre-painted neutral white.
- Convenient, screwless hinged door.
- Ultra-thin: 9 in. (229 mm).
- No drain required.
- Lightweight for ease of installation: 37 lb (16.8 kg).
- Port size: 5 in. (127 mm).
- Merv8 charcoal polyester filters. Merv13 filters in option (SA-FI-M13).
- Two configurations to optimize your space: Side Port or Top Port models.
- Reverse air flow configuration available as a factory installed option (-R). For further explanation, please refer to the document Normal and Reverse.
- Foam for ceiling installation for Top Port models only, available as a factory installed option (-F).
- Backdraft damper required on fresh air inlet (not supplied).

Motor

- Energy-efficient, sealed European motor with closed housing and automatic reset thermal protection.
- Balancing without flow keys. 100% electronic adjustment. Pressure ports integrated into the door for precise, easy balancing.

Energy recovery core

- High-efficiency 100% polymer core, extremely durable.
- Recovers both latent and sensible energy. (Heat and Humidity).
- Meets or exceeds ASHRAE 90.1-2010.
- Washable in soapy water to recover its full effectiveness

without deterioration or contamination.

- Antimicrobial protection - ISO846.
- Avoid virus transfer - ASTM F-1671 tested.
- Zero crossflow contamination - Certified according to AHRI 1060.
- UL94 HB Flammability tested.

Control/timer

- 2 control choices available:
 - Optional Decora-style wall-mounted control/timer (SA-LT15). INTERMITTENT (20-40) – CONTINUOUS – OFF – Timer (20-40-60 minutes).
 - Optional digital Decora-style wall-mounted control/timer (SA-LCD15). INTERMITTENT (20-40) – CONTINUOUS – Humidity – Recirculation – OFF.

Installation

- Can be ceiling-mounted or suspended.
- Easily installed in the ceiling void or just below the fire-rated ceiling.
- Set of nylon suspension straps included for installation.
- Steel mounting plate for Top Port with foam models only, available as an option (SA-P5R).
- Furnace interconnect plug connector factory installed.

Setting

- Balance the unit using the supplied instruction named: Balancing.
- All the installer needs are the required flow rates, a manometer, and 5 minutes to adjust and balance the system.
- Simply specify the air flow rates for LOW SPEED and HIGH SPEED.
- The static pressure of the system should ideally be less than or equal to the static pressure indicated by the graph for HIGH SPEED.
- You don't have to worry about static pressure to limit air flow or adding flow keys as other devices. All you must do is provide ducting that doesn't limit maximum flow, and the unit's adjustments will allow you to fine-tune flow rates.

Warranty

- Motor 5-year. Other parts except filters and pre-filters 1-year.

Application

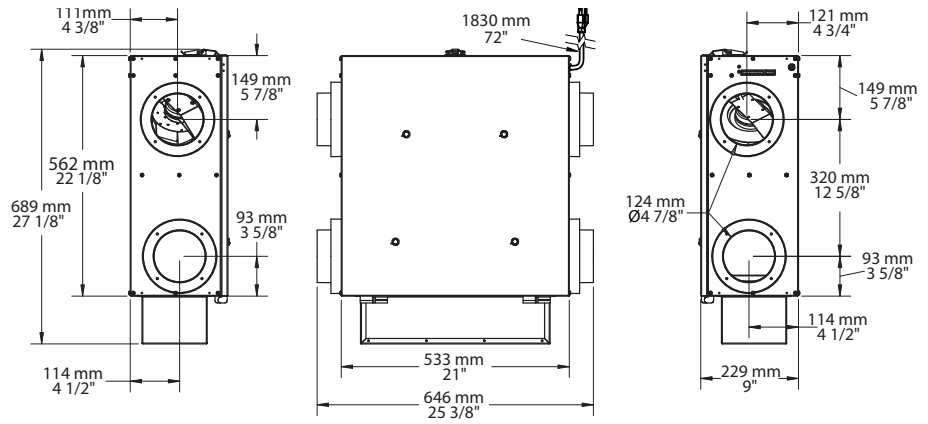
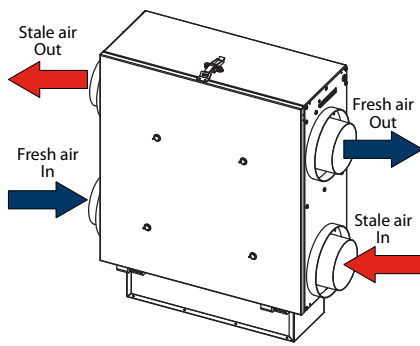
- The ideal solution for high-rise apartments and small to medium-size homes.
- Purifies the air by expelling many pollutants, dust, and allergens to the outside, while ensuring an equivalent supply of fresh air in the home.

Important note

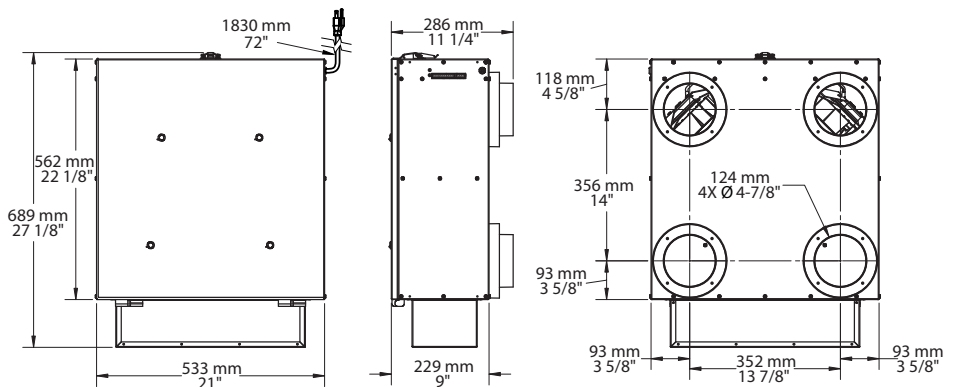
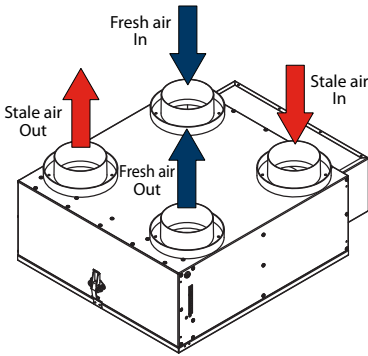
- No controls are included with the purchase of an ERV or HRV. SA-LT15 and SA-LCD15 controls must be purchased separately.

OSAME115R

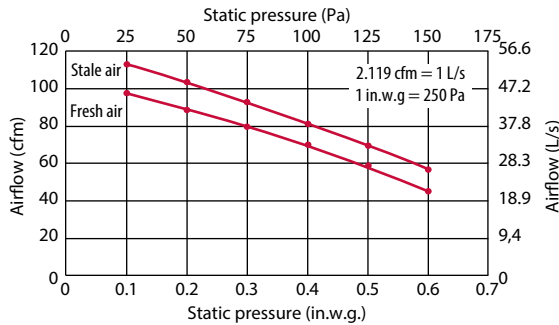
Side Port Model



Top Port Model



ERV OSAME115R - Curves at highest speed



Energy ratings - HVI certified

Supply temperature	Air flow	Power	Sensible recovery (SRE) ¹	Adjusted sensible recovery	Latent recovery / moisture transfer		
°C	°F	cfm	L/s	W	%	%	%
Heating							
0	32	47	22	34	70	75	61
0	32	64	30	40	67	71	54
0	32	85	40	54	63	68	49
-25	-13	51	24	41	60	63	50
						Total recovery efficiency	Adjusted total recovery efficiency
35	95	47	22	34	53	56	51

Models

Product #	cfm	Recirculation	SRE ¹	SRE ¹	Port	Volts	Hertz	Amp.	Weight		
			0 °C (32 °F) 30 L/s	-25 °C (-13 °F) 24 L/s	in.				lb	kg	
ERV energy recovery ventilator 113 cfm with recirculation Side Port											
OSAME115RS	113	Yes	67%	60%	5	127	120	60	0.8	37	16.8
ERV energy recovery ventilator 113 cfm with recirculation Top Port											
OSAME115RT	113	Yes	67%	60%	5	127	120	60	0.8	37	16.8

¹ SRE: Sensible Recovery Effectiveness.

Options

Product # Kit	Product # Factory installed*	Description
-	-F	Foam only for ERV Top Port
-	-R	Reverse air flow
KIT-OSA-INS-5	-	Basic installation kit for ERV and HRV, 5 in. (127 mm) ducts
KIT-SA-FI-115	-	Kit of 2 Merv8 filters for ERV 115R
SA-FI-M13	-	Merv13 filter for ERV 115-115R-150
SA-P5R	-	Steel mounting plate only for ERV 115R Top Port with foam

* For factory installed options, add the option number to the product number. See the Product Code section inside the front cover.

Controls (sold separately)

Product #	Description
SA-LCD15 ²	Digital Decora-style wall-mounted control/timer for residential ERV and HRV
SA-LT15 ²	Decora-style wall-mounted control/timer for residential ERV and HRV

² Must be purchased separately.



OSALE115

ERV - Energy Recovery Ventilator



Side Port Model



Top Port Model



CSA-C439-18

Features

Air flow and performance

- Fully adjustable air flow (113 cfm @ 0 in.w.g.).
- 64% sensible recovery effectiveness at 0 °C (32 °F) 30 L/s.

Voltage

- 120V, 60Hz, 0.8A.

Benefit

- Reduce heating demand in winter and cooling demand in summer.
- Whisper-quiet: factory calibrated and balanced.
- Easy installation and maintenance.
- Designed and manufactured in Canada to operate in variable climatic conditions.

Construction

- Door and housing in corrosion-resistant galvanized steel, 24-gauge, pre-painted neutral white.
- Convenient, screwless hinged door.
- Ultra-thin: 9 in. (229 mm).
- No drain required.
- Lightweight for ease of installation: 32 lb (14.5 kg).
- Port size: 5 in. (127 mm).
- Merv8 charcoal polyester filters. Merv13 filters in option (SA-FI-M13).
- Two configurations to optimize your space: Side Port or Top Port models.
- Reverse air flow configuration available as a factory installed option (-R). For further explanation, please refer to the document Normal and Reverse.
- Foam for ceiling installation for Top Port models only, available as a factory installed option (-F).
- Backdraft damper required on fresh air inlet (not supplied).

Motor

- Energy-efficient, sealed European motor with closed housing and automatic reset thermal protection.
- Balancing without flow keys. 100% electronic adjustment. Pressure ports integrated into the door for precise, easy balancing.

Energy recovery core

- High-efficiency 100% polymer core, extremely durable.
- Recovers both latent and sensible energy. (Heat and Humidity).
- Meets or exceeds ASHRAE 90.1-2010.
- Washable in soapy water to recover its full effectiveness without deterioration or contamination.
- Antimicrobial protection - ISO846.
- Avoid virus transfer - ASTM F-1671 tested.
- Zero cross flow contamination - Certified according to AHRI 1060.
- UL94 HB Flammability tested.

Control/timer

- 2 control choices available:
 - Optional Decora-style wall-mounted control/timer (SA-LT15). INTERMITTENT (20-40) – CONTINUOUS – OFF – Timer (20-40-60 minutes).
 - Optional digital Decora-style wall-mounted control/timer (SA-LCD15). INTERMITTENT (20-40) – CONTINUOUS – Humidity – Recirculation – OFF.

Installation

- Can be ceiling-mounted or suspended.
- Easily installed in the ceiling void or just below the fire-rated ceiling.
- Set of nylon suspension straps included for installation.
- Steel mounting plate for Top Port with foam models only, available as an option (SA-P5).
- Furnace interconnect plug connector factory installed.

Setting

- Balance the unit using the supplied instruction named: Balancing.
- All the installer needs are the required flow rates, a manometer, and 5 minutes to adjust and balance the system.
- Simply specify the air flow rates for LOW SPEED and HIGH SPEED.
- The static pressure of the system should ideally be less than or equal to the static pressure indicated by the graph for HIGH SPEED.
- You don't have to worry about static pressure to limit air flow or adding flow keys as other devices. All you must do is provide ducting that doesn't limit maximum flow, and the unit's adjustments will allow you to fine-tune flow rates.

Warranty

- Motor 5-year. Other parts except filters and pre-filters 1-year.

Application

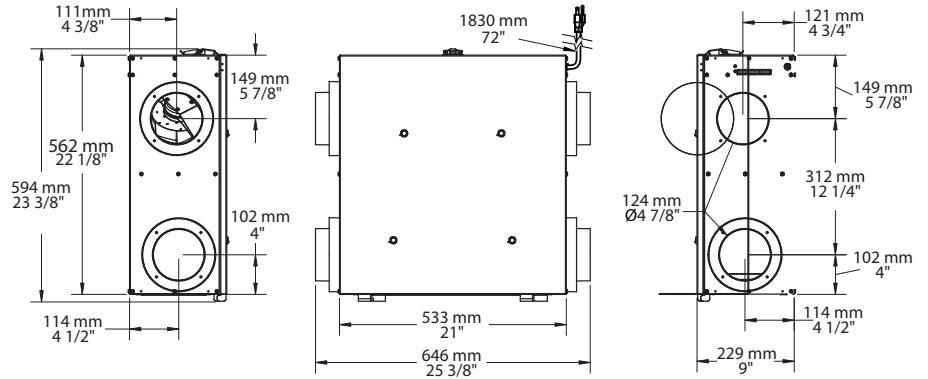
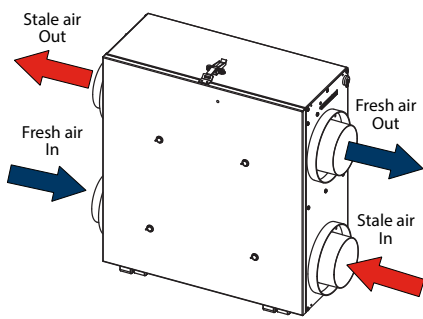
- The ideal solution for high-rise apartments and small to medium-size homes, when regulations do not require unit certification at -25 °C (-13 °F).
- Purifies the air by expelling many pollutants, dust, and allergens to the outside, while ensuring an equivalent supply of fresh air in the home.

Important note

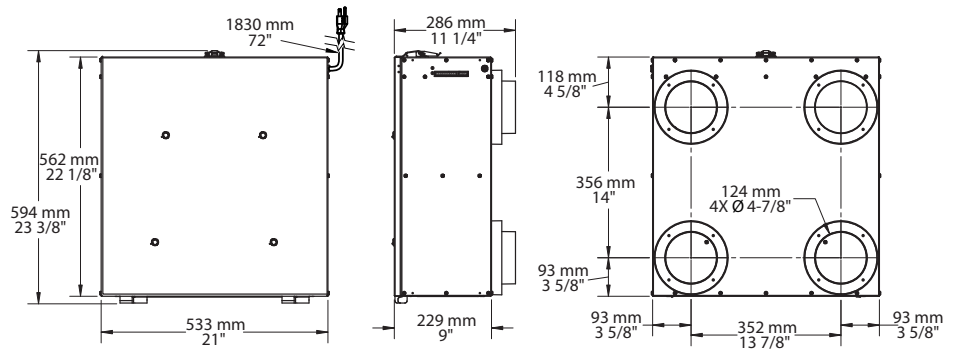
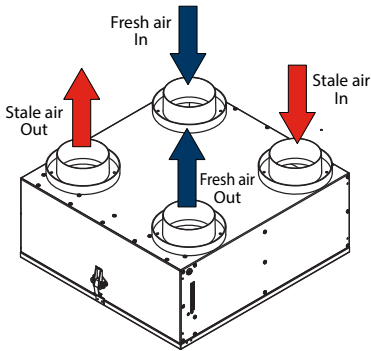
- No controls are included with the purchase of an ERV or HRV. SA-LT15 and SA-LCD15 controls must be purchased separately.

OSALE115

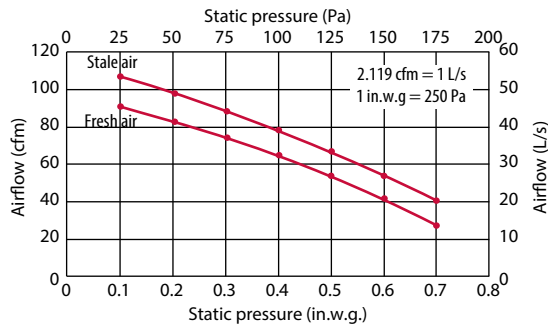
Side Port Model



Top Port Model



ERV OSALE115 - Curves at highest speed



Energy ratings - HVI certified

Supply temperature	Air flow	Power	Sensible recovery (SRE) ¹	Adjusted Sensible Recovery	Latent recovery / moisture transfer		
°C	°F	cfm	L/s	W	%	%	%
Heating							
0	32	53	25	33	60	64	52
0	32	64	30	38	64	68	49
0	32	85	40	50	62	66	44
Cooling							
35	95	51	24	34	Total recovery efficiency: 52	Adjusted total recovery efficiency: 55	55

Models

Product #	cfm	Recirculation	SRE ¹		Port		Volts	Hertz	Amp.	Weight	
			0 °C (32 °F) 30 L/s	-25 °C (-13 °F) 24 L/s	in.	mm				lb	kg
ERV energy recovery ventilator 113 cfm Side Port											
OSALE115S	113	No	64%	No	5	127	120	60	0.8	32	14.5
ERV energy recovery ventilator 113 cfm Top Port											
OSALE115T	113	No	64%	No	5	127	120	60	0.8	32	14.5

¹ SRE: Sensible Recovery Effectiveness.

Options

Product # Kit	Product # Factory installed*	Description
-	-F	Foam only for ERV Top Port
-	-R	Reverse air flow
KIT-SA-FI-115	-	Kit of 2 Merv8 filters for ERV 115R
SA-FI-M13	-	Merv13 filter for ERV 115-115R-150
SA-P5	-	Steel mounting plate only for ERV 115-150 Top Port with foam

* For factory installed options, add the option number to the product number. See the Product Code section inside the front cover.

Controls (sold separately)

Product #	Description
SA-LCD15 ²	Digital Decora-style wall-mounted control/timer for residential ERV and HRV
SA-LT15 ²	Decora-style wall-mounted control/timer for residential ERV and HRV

² Must be purchased separately.



OSALE150

ERV - Energy Recovery Ventilator



Side Port Model



Top Port Model



CSA-C439-18

Features

Air flow and performance

- Fully adjustable air flow (150 cfm @ 0 in.w.g.).
- 63% sensible recovery effectiveness at 0 °C (32 °F) 30 L/s.

Voltage

- 120V, 60Hz, 1A.

Benefit

- Reduce heating demand in winter and cooling demand in summer.
- Whisper-quiet: factory calibrated and balanced.
- Easy installation and maintenance.
- Designed and manufactured in Canada to operate in variable climatic conditions.

Construction

- Door and housing in corrosion-resistant galvanized steel, 24-gauge, pre-painted neutral white.
- Convenient, screwless hinged door.
- Ultra-thin: 9 in. (229 mm).
- No drain required.
- Lightweight for ease of installation: 33 lb (15 kg).
- Port size: 5 in. (127 mm).
- Merv8 charcoal polyester filters. Merv13 filters in option (SA-FI-M13).
- Two configurations to optimize your space: Side Port or Top Port models.
- Reverse air flow configuration available as a factory installed option (-R). For further explanation, please refer to the document Normal and Reverse.
- Foam for ceiling installation for Top Port models only, available as a factory installed option (-F).
- Backdraft damper required on fresh air inlet (not supplied).

Motor

- Energy-efficient, sealed European motor with closed housing and automatic reset thermal protection.
- Balancing without flow keys. 100% electronic adjustment. Pressure ports integrated into the door for precise, easy balancing.

Energy recovery core

- High-efficiency 100% polymer core, extremely durable.
- Recovers both latent and sensible energy. (Heat and Humidity).
- Meets or exceeds ASHRAE 90.1-2010.
- Washable in soapy water to recover its full effectiveness without deterioration or contamination.
- Antimicrobial protection - ISO846.
- Avoid virus transfer - ASTM F-1671 tested.
- Zero crossflow contamination - Certified according to AHRI 1060.
- UL94 HB Flammability tested.

Control/timer

- 2 control choices available:
 - Optional Decora-style wall-mounted control/timer (SA-LT15). INTERMITTENT (20-40) – CONTINUOUS – OFF – Timer (20-40-60 minutes).
 - Optional digital Decora-style wall-mounted control/timer (SA-LCD15). INTERMITTENT (20-40) – CONTINUOUS – Humidity – Recirculation – OFF.

Installation

- Can be ceiling-mounted or suspended.
- Easily installed in the ceiling void or just below the fire-rated ceiling.
- Set of nylon suspension straps included for installation.
- Steel mounting plate for Top Port with foam models only, available as an option (SA-P5).
- Furnace interconnect plug connector factory installed.

Setting

- Balance the unit using the supplied instruction named: Balancing.
- All the installer needs are the required flow rates, a manometer, and 5 minutes to adjust and balance the system.
- Simply specify the air flow rates for LOW SPEED and HIGH SPEED.
- The static pressure of the system should ideally be less than or equal to the static pressure indicated by the graph for HIGH SPEED.
- You don't have to worry about static pressure to limit air flow or adding flow keys as other devices. All you must do is provide ducting that doesn't limit maximum flow, and the unit's adjustments will allow you to fine-tune flow rates.

Warranty

- Motor 5-year. Other parts except filters and pre-filters 1-year.

Application

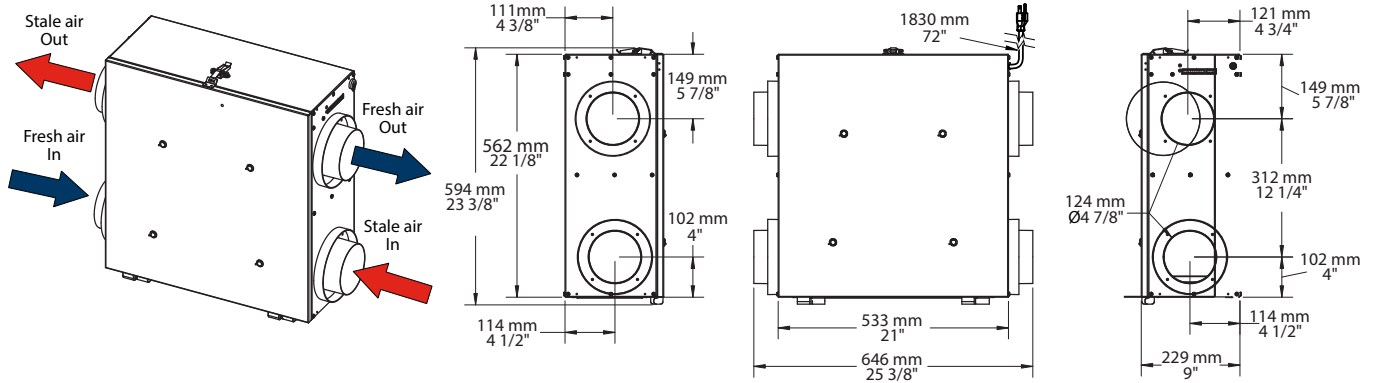
- The ideal solution for high-rise apartments and medium-size homes, when regulations do not require unit certification at -25 °C (-13 °F).
- Purifies the air by expelling many pollutants, dust, and allergens to the outside, while ensuring an equivalent supply of fresh air in the home.

Important note

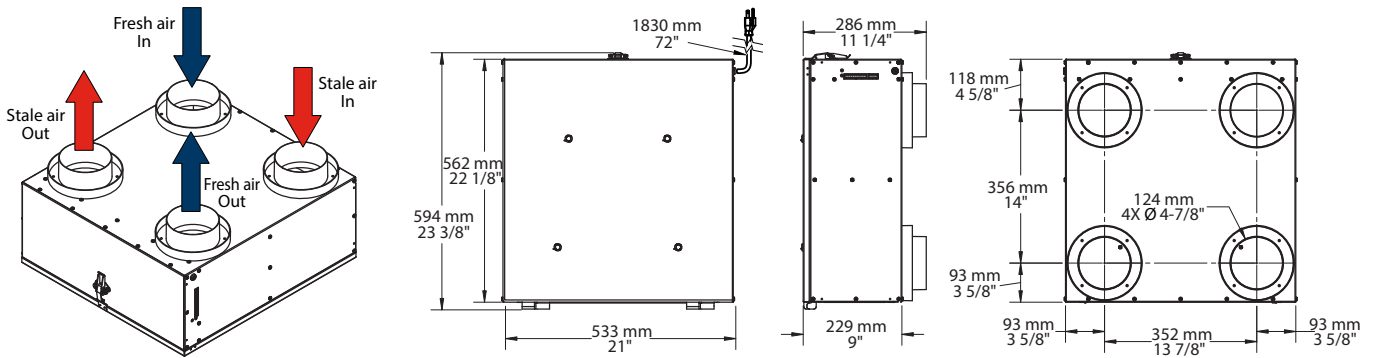
- No controls are included with the purchase of an ERV or HRV. SA-LT15 and SA-LCD15 controls must be purchased separately.

OSALE150

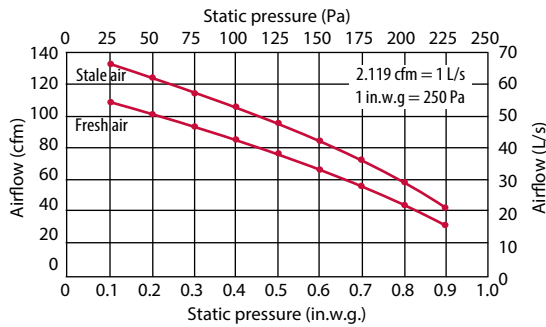
Side Port Model



Top Port Model



ERV OSALE150 - Curves at highest speed



Energy ratings - HVI certified

Supply temperature	Air flow	Power	Sensible recovery (SRE) ¹	Adjusted Sensible Recovery	Latent recovery / moisture transfer
°C	°F	cfm	L/s	W	%
Heating					
0	32	53	25	54	60
0	32	64	30	62	63
0	32	104	49	96	59
Cooling					
35	95	53	25	57	49
			Total recovery efficiency	Adjusted total recovery efficiency	
			49	53	53

Models

Product #	cfm	Recirculation	SRE ¹	SRE ¹	Port	Volts	Hertz	Amp.	Weight	
			0 °C (32 °F) 30 L/s	-25 °C (-13 °F) 24 L/s	in.	mm			lb	
ERV energy recovery ventilator 150 cfm Side Port										
OSALE150S	150	No	63%	No	5	127	120	60	1	33
ERV energy recovery ventilator 150 cfm Top Port										
OSALE150T	150	No	63%	No	5	127	120	60	1	33

¹ SRE: Sensible Recovery Effectiveness.

Options

Product # Kit	Product # Factory installed*	Description
-	-F	Foam only for ERV Top Port
-	-R	Reverse air flow
KIT-SA-FI-115	-	Kit of 2 Merv8 filters for ERV 115R
SA-FI-M13	-	Merv13 filter for ERV 115-115R-150
SA-P5	-	Steel mounting plate only for ERV 115-150 Top Port with foam

* For factory installed options, add the option number to the product number. See the Product Code section inside the front cover.


Controls (sold separately)

Product #	Description
SA-LCD15 ²	Digital Decora-style wall-mounted control/timer for residential ERV and HRV
SA-LT15 ²	Decora-style wall-mounted control/timer for residential ERV and HRV

² Must be purchased separately.

OSAME 230R

ERV - Energy Recovery Ventilator with Recirculation



Side Port Model



CSA-C439-18



Features

Air flow and performance

- Fully adjustable air flow (230 cfm @ 0 in.w.g.).
- 68% sensible recovery effectiveness at 0 °C (32 °F) 30 L/s, 58% sensible recovery effectiveness at -25 °C (-13 °F) 26 L/s
- Recirculation defrosts.

Voltage

- 120V, 60Hz, 1.1A.

Benefit

- Reduce heating demand in winter and cooling demand in summer.
- Whisper-quiet: factory calibrated and balanced.
- Easy installation and maintenance.
- Designed and manufactured in Canada to operate in variable climatic conditions.

Construction

- Door and housing in corrosion-resistant galvanized steel, 24-gauge, pre-painted neutral white.
- Convenient, screwless hinged door.
- Ultra-thin: 12 in. (305 mm).
- No drain required.
- Lightweight for ease of installation: 43 lb (19.5 kg).
- Port size: 6 in. (152 mm).
- Merv8 charcoal polyester filters.
- Side Port model only.
- Reverse air flow configuration available as a factory installed option (-R).
- For further explanation, please refer to the document Normal and Reverse.
- Backdraft damper required on fresh air inlet (not supplied).

Motor

- Energy-efficient, sealed European motor with closed housing and automatic reset thermal protection.
- Balancing without flow keys. 100% electronic adjustment. Pressure ports integrated into the door for precise, easy balancing.

Energy recovery core

- High-efficiency 100% polymer core, extremely durable.
- Recovers both latent and sensible energy. (Heat and Humidity).
- Meets or exceeds - ASHRAE 90.1-2010.
- Washable in soapy water to recover its full effectiveness without deterioration or contamination.

- Antimicrobial protection - ISO846.
- Avoid virus transfer - ASTM F-1671 tested.
- Zero crossflow contamination - Certified according to AHRI 1060
- UL94 HB Flammability tested.

Control/timer

- 2 control choices available:
 - Optional Decora-style wall-mounted control/timer (SA-LT15). INTERMITTENT (20-40) – CONTINUOUS – OFF – Timer (20-40-60 minutes).
 - Optional digital Decora-style wall-mounted control/timer (SA-LCD15). INTERMITTENT (20-40) – CONTINUOUS – Humidity – Recirculation – OFF.

Installation

- Can be ceiling-mounted or suspended.
- Easily installed in the ceiling void or just below the fire-rated ceiling.
- Set of nylon suspension straps included for installation.
- Furnace interconnect plug connector factory installed.

Setting

- Balance the unit using the supplied instruction named: Balancing.
- All the installer needs are the required flow rates, a manometer, and 5 minutes to adjust and balance the system.
- Simply specify the air flow rates for LOW SPEED and HIGH SPEED.
- The static pressure of the system should ideally be less than or equal to the static pressure indicated by the graph for HIGH SPEED.
- You don't have to worry about static pressure to limit air flow or adding flow keys as other devices. All you must do is provide ducting that doesn't limit maximum flow, and the unit's adjustments will allow you to fine-tune flow rates.

Warranty

- Motor 5-year. Other parts except filters and pre-filters 1-year.

Application

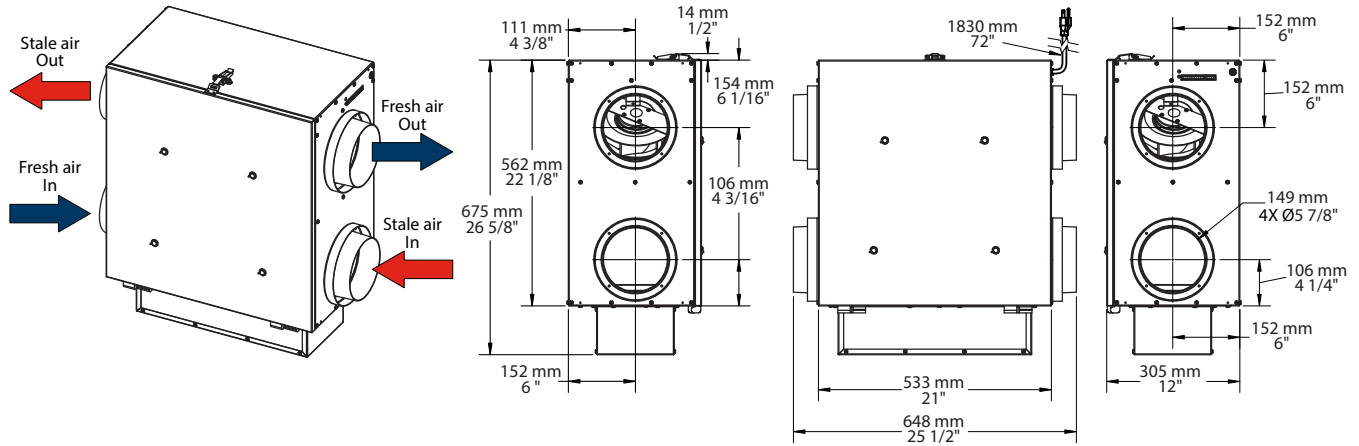
- The ideal solution for high-rise apartments and medium-size homes.
- Purifies the air by expelling many pollutants, dust, and allergens to the outside, while ensuring an equivalent supply of fresh air in the home.

Important note

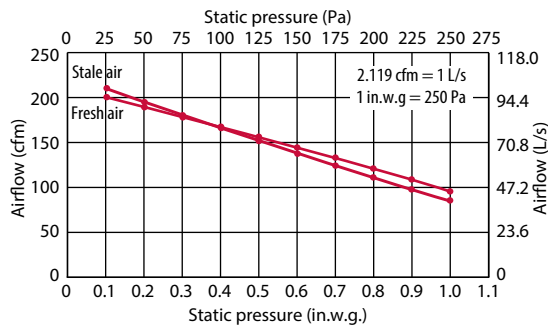
- No controls are included with the purchase of an ERV or HRV. SA-LT15 and SA-LCD15 controls must be purchased separately.

OSAME230R

Side Port Model



ERV OSAME230R - Curves at highest speed



Energy ratings - HVI certified

Supply temperature		Air flow		Power	Sensible recovery (SRE) ¹	Adjusted Sensible Recovery	Latent recovery / moisture transfer
°C	°F	cfm	L/s	W	%	%	%
Heating							
0	32	47	22	62	70	79	67
0	32	64	30	76	68	76	61
0	32	85	40	90	66	73	56
-25	-13	55	26	81	58	62	56
Cooling							
					Total recovery efficiency	Adjusted total recovery efficiency	
35	95	47	22	62	56	62	63

Model

Product #	cfm	Recirculation	SRE ¹ 0 °C (32 °F) 30 L/s	SRE ¹ -25 °C (-13 °F) 26 L/s	Port in. mm	Volts	Hertz	Amp.	Weight lb kg
ERV energy recovery ventilator 230 cfm with recirculation Side Port									
OSAME230RS	230	Yes	68%	58%	6 152	120	60	1.1	43 19.5

¹ SRE: Sensible Recovery Effectiveness.

Options

Product # Kit	Product # Factory installed*	Description
-	-R	Reverse air flow
KIT-OSA-INS-6	-	Basic installation kit for ERV and HRV, 6 in. (152 mm) ducts
KIT-SA-FI-230	-	Kit of 2 Merv8 filters for ERV 230R

* For factory installed options, add the option number to the product number. See the **Product Code** section inside the front cover.

Controls (sold separately)

Product #	Description
SA-LCD15 ²	Digital Decora-style wall-mounted control/timer for residential ERV and HRV
SA-LT15 ²	Decora-style wall-mounted control/timer for residential ERV and HRV



² Must be purchased separately.

OSKHE130R

ERV - Energy Recovery Ventilator with Recirculation



Top Port Model



CSA-C439-18



Features

Air flow and performance

- Air flow 130 cfm at 0.2 in.w.g.
- 75% sensible recovery effectiveness at 0 °C (32 °F) 30 L/s, 60% sensible recovery effectiveness at -25 °C (-13 °F) 27 L/s.
- Recirculation defrosts.

Voltage

- 120V, 60Hz, 1.5A, 172W.

Benefit

- Reduce heating demand in winter and cooling demand in summer.
- Whisper-quiet: factory calibrated and balanced.
- Easy installation and maintenance.
- Designed and manufactured in Canada to operate in variable climatic conditions.

Construction

- Door and housing in corrosion-resistant galvanized steel, 24-gauge, pre-painted neutral white.
- Convenient, screwless hinged door.
- Ultra-thin: 14 1/8 in. (359 mm).
- Easy installation: 64 lb (29.1 kg).
- No drain required.
- Port size: 5 in. (127 mm).
- Top port model only.
- Merv8 washable filters. Merv13 washable filter in option (SK-FI-M13).

Motor

- Energy-efficient, sealed European motor with closed housing and automatic reset thermal protection.
- Balancing without flow keys. 100% electronic adjustment. Pressure ports integrated into the door for precise, easy balancing.

Energy recovery core

- Polymer counterflow energy recovery core offers high energy efficiency for superior performance.
- Washable in soapy water to recover its full effectiveness without deterioration or contamination.

Control/timer

- 2 control choices available:
 - Optional Decora-style wall-mounted control/timer (SA-LT15). INTERMITTENT (20-40) – CONTINUOUS – OFF – Timer (20-40-60 minutes).
 - Optional digital Decora-style wall-mounted control/timer (SA-LCD15). INTERMITTENT (20-40) – CONTINUOUS – Humidity – Recirculation – OFF.

Installation

- Can be wall-mounted or suspended.
- Set of nylon suspension straps included for installation.
- Fits into a 24 in. (610 mm) deep wardrobe.
- Removable terminal block for connection to a furnace, supplied with the device.

Setting

- Balance the unit using the supplied instruction.
- All the installer needs are the required flow rates, a manometer, and 5 minutes to adjust and balance the system.
- Simply specify the air flow rates for LOW SPEED and HIGH SPEED.
- The static pressure of the system should ideally be less than or equal to the static pressure indicated by the graph for HIGH SPEED.
- You don't have to worry about static pressure to limit air flow or adding flow keys as other devices. All you must do is provide ducting that doesn't limit maximum flow, and the unit's adjustments will allow you to fine-tune flow rates.

Warranty

- Motor 5-year. Other parts except filters and pre-filters 1-year.

Application

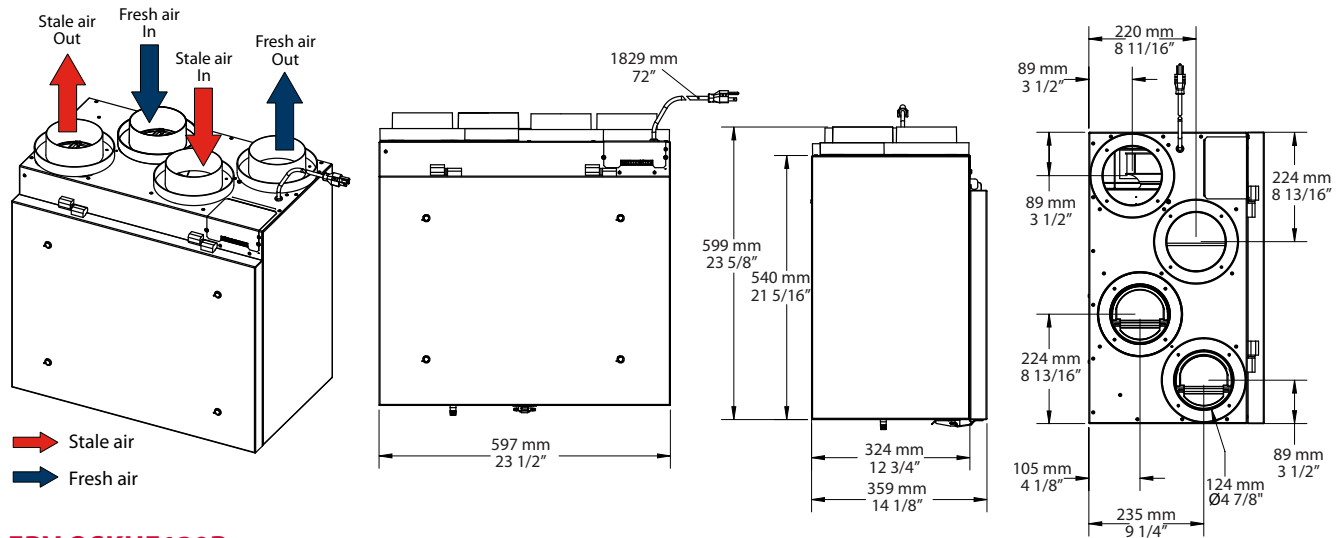
- The ideal solution for high-rise apartments and small to medium-size homes.
- The most efficient energy recovery ventilator on the market. Ideal for projects requiring very high energy performance to benefit from all available credits and subsidies.
- Purifies the air by expelling many pollutants, dust, and allergens to the outside, while ensuring an equivalent supply of fresh air in the home.

Important note

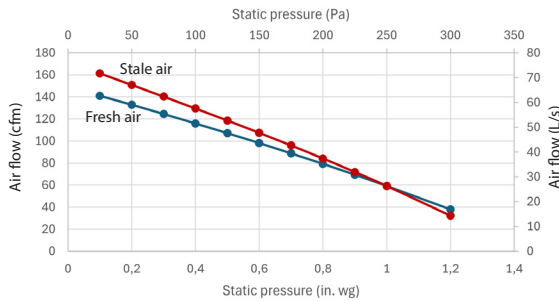
- No controls are included with the purchase of an ERV or HRV. SA-LT15 and SA-LCD15 controls must be purchased separately.

OSKHE130R

Top Port Model



ERV OSKHE130R Curves at highest speed



Ventilation performance at highest speed

in. wg (Pa)	0.2 (50)	0.3 (75)	0.4 (100)	0.5 (125)
cfm (L/s)	129 (61)	121 (57)	113 (53)	104 (49)
Net supply air flow	129 (61)	121 (57)	113 (53)	104 (49)
Gross supply air flow	133 (62)	124 (58)	116 (54)	107 (50)
Gross exhaust air flow	151 (71)	140 (66)	129 (61)	118 (56)

Energy ratings - HVI certified

Supply temperature		Air flow		Power	Sensible recovery (SRE) ¹	Adjusted sensible recovery	Latent recovery / moisture transfer
°C	°F	cfm	L/s	W	%	%	%
Heating							
0	32	49	23	66	78	87	86
0	32	64	30	76	75	84	81
0	32	84	40	92	73	80	77
-25	-13	58	27	82	60	64	72
Cooling							
35	95	64	30	76	68	74	77

Model

Product #	cfm	Recirculation	SRE ¹ 0 °C (32 °F) 30 L/s	SRE ¹ -25 °C (-13 °F) 27 L/s	Port in.	Volts mm	Hertz	Amp.	Weight lb	kg
ERV energy recovery ventilator 130 cfm with recirculation Top Port										
OSKHE130RT	130	Yes	75%	60%	5	127	120	60	1.5	64 29.1

¹ SRE: Sensible Recovery Effectiveness.

Options

Product # Kit	Product # Factory installed*	Description
KIT-OSA-INS-5	-	Basic installation kit for ERV and HRV, 5 in. (127 mm) ducts
KIT-SA-FI-150	-	Kit of 2 Merv8 washable filters for ERV 130R and HRV 150R
KIT-SK-DRAIN	-	Drain connection kit for ERV and HRV
SK-FI-M13	-	Merv13 washable filter for ERV 130R and HRV 150R

* For factory installed options, add the option number to the product number. See the Product Code section inside the front cover.

Controls (sold separately)

Product #	Description
SA-LCD15 ²	Digital Decora-style wall-mounted control/timer for residential ERV and HRV
SA-LT15 ²	Decora-style wall-mounted control/timer for residential ERV and HRV

² Must be purchased separately.



OSKHH150R

HRV - Heat Recovery Ventilator
with Recirculation



Top Port Model



CSA-C439-18



Features

Air flow and performance

- Air flow 145 cfm at 0.2 in.w.g.
- 84% sensible recovery effectiveness at 0 °C (32 °F) 30 L/s,
62% sensible recovery effectiveness at -25 °C (-13 °F) 33 L/s.
- Recirculation defrosts.

Voltage

- 120V, 60Hz, 1.2A, 143W

Benefit

- Reduce heating demand in winter and cooling demand in summer.
- Whisper-quiet: factory calibrated and balanced.
- Easy installation and maintenance.
- Designed and manufactured in Canada to operate in variable climatic conditions.

Construction

- Door and housing in corrosion-resistant galvanized steel, 24-gauge, pre-painted neutral white.
- Convenient, screwless hinged door.
- Ultra-thin: 14 1/8 in. (359 mm).
- Easy installation: 59.5 lb (27 kg).
- Port size: 5 in. (127 mm).
- Top port model only.
- Merv8 washable filters. Merv13 washable filter in option (SK-FI-M13).

Motor

- Energy-efficient, sealed European motor with closed housing and automatic reset thermal protection.
- Balancing without flow keys. 100% electronic adjustment. Pressure ports integrated into the door for precise, easy balancing.

Heat recovery core

- Polymer counterflow heat recovery core offers high energy efficiency for superior performance.
- Washable in soapy water to recover its full effectiveness without deterioration or contamination.

Control/timer

- 2 control choices available:
 - Optional Decora-style wall-mounted control/timer (SA-LT15). INTERMITTENT (20-40) – CONTINUOUS – OFF – Timer (20-40-60 minutes).
 - Optional digital Decora-style wall-mounted control/timer (SA-LCD15). INTERMITTENT (20-40) – CONTINUOUS – Humidity – Recirculation – OFF.

Installation

- Can be wall-mounted or suspended.
- Set of nylon suspension straps included for installation.
- Fits into a 24 in. (610 mm) deep wardrobe.
- Removable terminal block for connection to a furnace, supplied with the device.

Setting

- Balance the unit using the supplied instruction.
- All the installer needs are the required flow rates, a manometer, and 5 minutes to adjust and balance the system.
- Simply specify the air flow rates for LOW SPEED and HIGH SPEED.
- The static pressure of the system should ideally be less than or equal to the static pressure indicated by the graph for HIGH SPEED.
- You don't have to worry about static pressure to limit air flow or adding flow keys as other devices. All you must do is provide ducting that doesn't limit maximum flow, and the unit's adjustments will allow you to fine-tune flow rates.

Warranty

- Motor 5-year. Other parts except filters and pre-filters 1-year.

Application

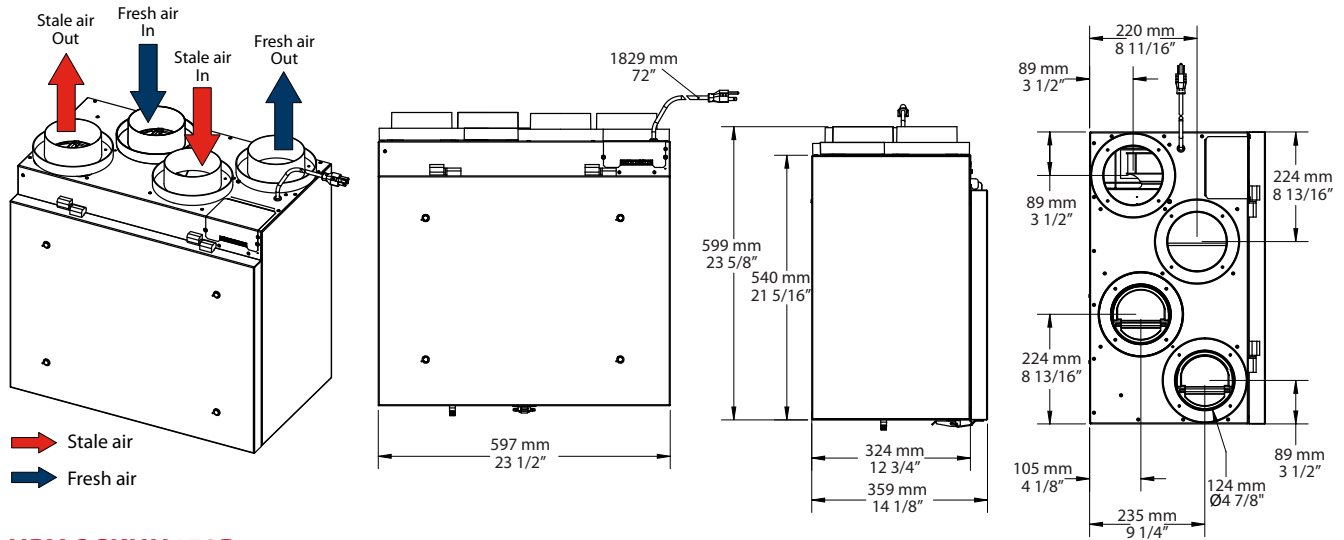
- The ideal solution for high-rise apartments and small to medium-size homes.
- The most efficient heat recovery ventilator on the market. Ideal for projects requiring very high energy performance to benefit from all available credits and subsidies.
- Purifies the air by expelling many pollutants, dust, and allergens to the outside, while ensuring an equivalent supply of fresh air in the home.

Important note

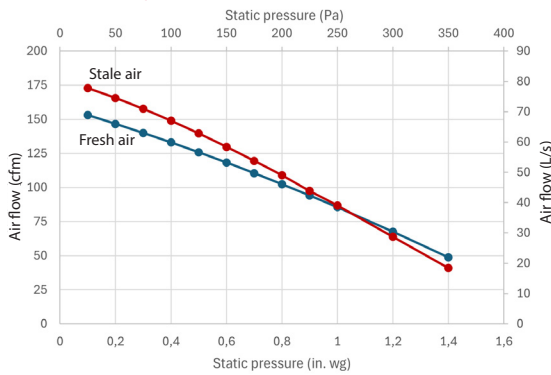
- No controls are included with the purchase of an ERV or HRV. SA-LT15 and SA-LCD15 controls must be purchased separately.

OSKHH150R

Top Port Model



HRV OSKHH150R Curves at highest speed



Ventilation performance

in. wg (Pa)	0.2 (50)	0.3 (75)	0.4 (100)	0.5 (125)
cfm (L/s)				
Net supply air flow	145 (68)	139 (65)	132 (62)	125 (59)
Gross supply air flow	146 (69)	139 (66)	133 (62)	125 (59)
Gross exhaust air flow	165 (78)	157 (74)	148 (70)	139 (65)

Energy ratings - HVI certified

Supply temperature		Air flow		Power	Sensible recovery (SRE) ¹	Adjusted sensible recovery
°C	°F	cfm	L/s	W	%	%
Heating						
0	32	64	30	70	84	93
0	32	96	45	98	81	88
0	32	134	63	134	79	86
-25	-13	70	33	105	62	66

Model

Product #	cfm	Recirculation	SRE ¹		Port	Volts	Hertz	Amp.	Weight	
			0 °C (32 °F) 30 L/s	-25 °C (-13 °F) 33 L/s					lb	kg
HRV heat recovery ventilator 150 cfm with recirculation Top Port										
OSKHH150RT	145	Yes	84%	62%	5	127	120	60	1.2	59.5 27

¹ SRE: Sensible Recovery Effectiveness.

Options

Product # Kit	Product # Factory installed*	Description
KIT-OSA-INS-5	-	Basic installation kit for ERV and HRV, 5 in. (127 mm) ducts
KIT-SA-FI-150	-	Kit of 2 Merv8 washable filters for ERV 130R and HRV 150R
SK-FI-M13	-	Merv13 washable filter for ERV 130R and HRV 150R

* For factory installed options, add the option number to the product number. See the Product Code section inside the front cover.

Controls (sold separately)

Product #	Description
SA-LCD15 ²	Digital Decora-style wall-mounted control/timer for residential ERV and HRV
SA-LT15 ²	Decora-style wall-mounted control/timer for residential ERV and HRV




² Must be purchased separately.

OTP-E Eagle Ductless Single Zone Heat Pump



Indoor Unit



Outdoor Unit



Performance up to



Up to



Features

Operation mode

- Cooling, heating, dehumidifying, fan and auto.

Nominal capacity

- 9000, 12000, 18000, 24000 BTU/hr.

Voltage

- 230/208V, 60 Hz, 1-phase.

Indoor unit

- High wall installation, dual side connection.
- Plastic housing, standard white.
- 4-speed cross-flow fan (auto, high, medium and low).
- Washable filters.

Outdoor unit

- Variable speed rotary compressor (INVERTER), with overload protection.
- Electronic expansion valve for precise control of refrigerant flow.
- Condenser fins covered with a hydrophilic coating for improved corrosion resistance.
- Large diameter quiet axial-flow fan for more efficient heat exchange.
- Smart pan heater to prevent ice formation.
- Installation on aluminum wall bracket or ground stand (optional).

Connection piping

- Minimum piping length of 10 ft. (3 m).
- External liquid pipe diameter: 1/4".
- External gas pipe diameter: 3/8" to 5/8".
- Flared connections.

Control

- Wireless remote included.
- Wired wall controller available.
- Wi-Fi capability (option KIT-WIFI required).
- Interface (options HP6000ZB-GE and GT130 required).
- Set temperature: 16 to 30 °C (61 to 86 °F).
- Temperature display format: °C or °F.

Warranty

- 10-year basic warranty on parts and 10-year basic warranty on the compressor (labor not included).

Application

- Dining room-kitchen, living room, family room, commercial building, office building, condo, restaurant.

Includes



Smart Pan Heater



Smart Defrosting



Smart Preheating



Auto Restart



Auto-Clean



Self-Diagnosis



Wall Controller



Turbo Mode



Up & Down Swing



Timer



I Feel



Lock



Wireless Remote



Wi-Fi

Optional

Product # ¹	Indoor Unit Outdoor Unit	SED09KCH17S-I SED09KCH17S-O	SED12KCH17S-I SED12KCH17S-O	SED18KCH16S-I SED18KCH16S-O	SED24KCH19S-I SED24KCH19S-O	
Technical Performance						
Voltage		Volts	230/208	230/208	230/208	
Cooling capacity	Nominal	W (BTU/hr)	2667 (9100)	3517 (12000)	5100 (17400)	6450 (22000)
	Min. – max.	W (BTU/hr)	720 - 2814 (2457 - 9600)	300 - 3700 (1024 - 12624)	1200 - 5800 (4094 - 20000)	1730 - 7400 (5900 - 25200)
Heating capacity	Nominal	W (BTU/hr)	2784 (9500)	3810 (13000)	5275 (18000)	7034 (24000)
	Min. – max.	W (BTU/hr)	720 - 3371 (2457 - 11500)	700 - 4000 (2388 - 13648)	1200 - 6200 (4100 - 21000)	1310 - 7600 (4500 - 25900)
Used cooling power input	Nominal	W	889	1297	2040	1950
	Min. – max.	W	185 - 1100	180 - 1500	200 - 2300	360 - 3000
Used heating power input	Nominal	W	774	1172	1758	2070
	Min. – max.	W	170-1350	260 - 1450	300 - 2400	330 - 2900
Used rated input		W	1350	1500	2400	2900
Rated current		A	6.3	6.5	10	11
MCA		A	10	9	15	19
Max. over-current protection (MOCP)		A	15	15	20	30
SEER		-	17	17	16	19
HSPF		-	9	9	9	10
EER		W/W	3	2.71	2.5	3.31
COP		W/W	3.6	3.25	3	3.4
AHRI number		-	205782700	205782701	205782702	205782703
Indoor Unit						
Dehumidification		pt/hr (l/hr)	1.69 (0.80)	2.96 (1.4)	3.8 (1.80)	4.23 (2.00)
Air flow volume	T / H / M / L ²	cfm	294 / 271 / 235 / 182	371 / 294 / 235 / 182	471 / 412 / 383 / 335	677 / 588 / 471 / 412
Sound level	T / H / M / L ²	dB (A)	49 / 47 / 43 / 36	52 / 49 / 44 / 38	57 / 54 / 50 / 45	59 / 55 / 51 / 47
Fan motor power output		W	20	20	60	30
Fan motor RLA		A	0.22	0.31	0.4	0.55
Deflector stepper motor power output		W	1.5	1.5	2.5	2.5
Net weight		lb (kg)	19.8 (9)	22 (10)	30 (13.5)	37.5 (17)
Outdoor Unit						
Air flow volume		cfm	-	-	-	-
Sound level		dB (A)	60	60	66	69
Compressor power input		W	790	1023	1440	1635
Compressor LRA		A	18	18	25	25
Compressor RLA		A	6.6	6.6	10.2	13
Fan motor power output		W	30	30	60	60
Fan motor RLA		A	0.37	0.37	0.7	0.65
Refrigerant volume (R410A)		oz (g)	24 (680)	28.2 (800)	42.3 (1200)	52.9 (1500)
Net weight		lb (kg)	58.4 (26.5)	63 (28.5)	87 (39.5)	97 (44)
Operating ambient temperature	Cooling	°C (°F)	-18 to 46 (0 to 115)			
	Heating	°C (°F)	-20 to 24 (-4 to 75)			
Connection Piping/Refrigerant						
Pre-charge length		ft. (m)	25 (7.5)	25 (7.5)	25 (7.5)	25 (7.5)
Additional refrigerant charge		oz/ft. (g/m)	0.2 (20)	0.2 (20)	0.2 (20)	0.5 (50)
Liquid pipe outer diameter		in.	1/4	1/4	1/4	1/4
Gas pipe outer diameter		in.	3/8	3/8	1/2	5/8
Maximum height difference		ft. (m)	33 (10)	33 (10)	33 (10)	33 (10)
Maximum total length		ft. (m)	49 (15)	66 (20)	82 (25)	82 (25)

¹ 1 indoor unit and 1 outdoor unit. Note that each unit is individually packaged.

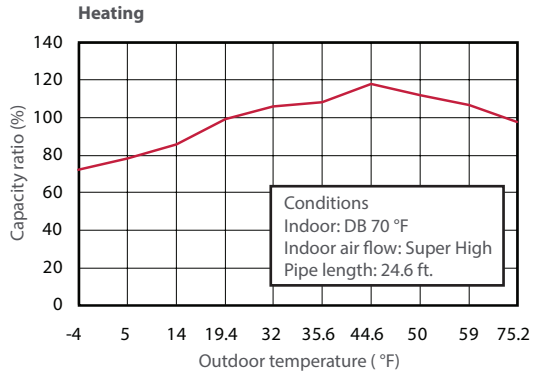
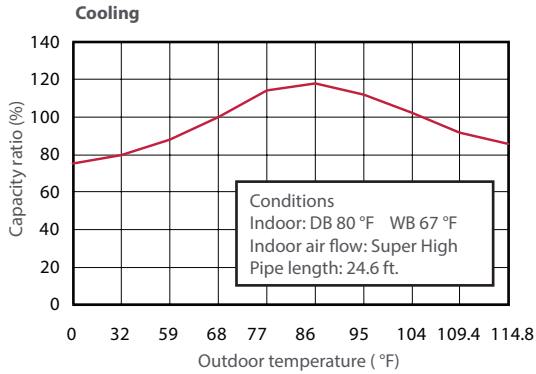
² Cross-Flow Fan Speeds: (T) Turbo / (H) High / (M) Medium / (L) Low.

Options

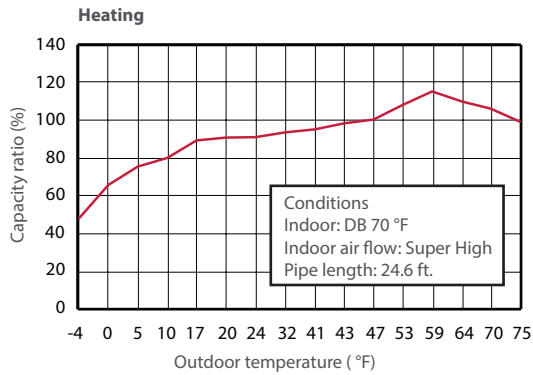
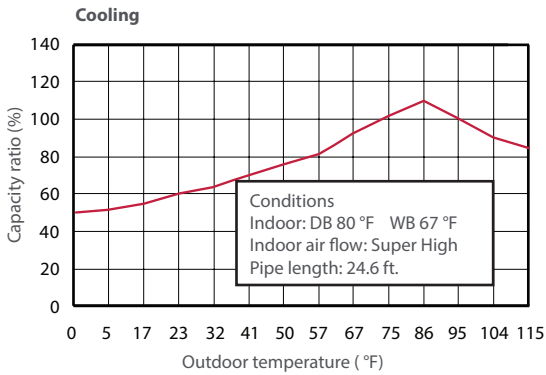
See OTP Options section

Capacity Variation Ratio According to Temperature

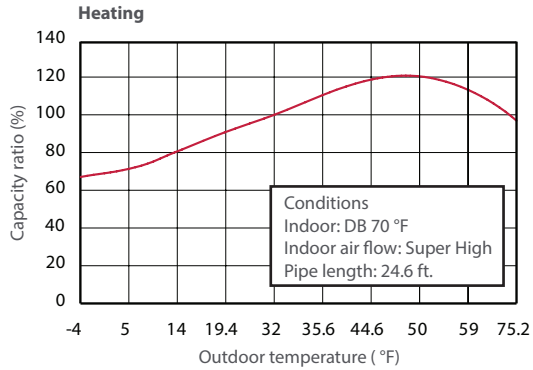
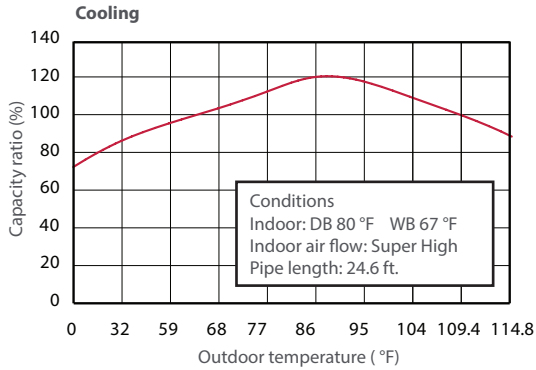
SED09



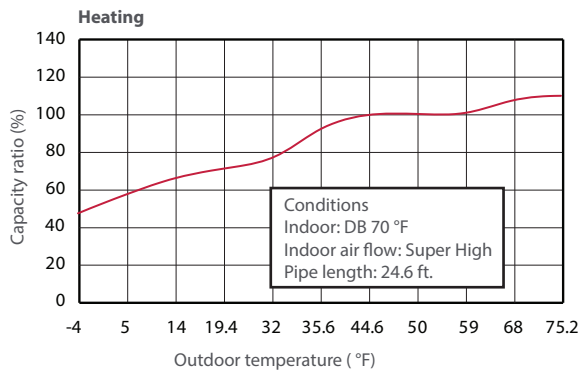
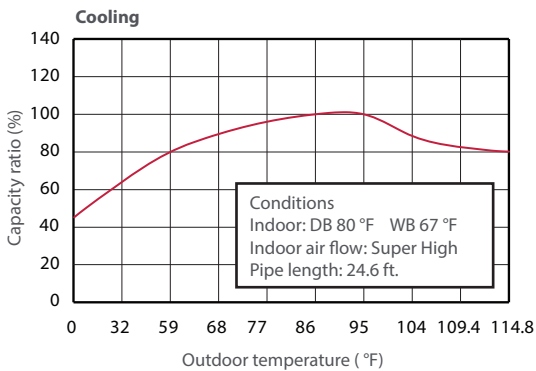
SED12



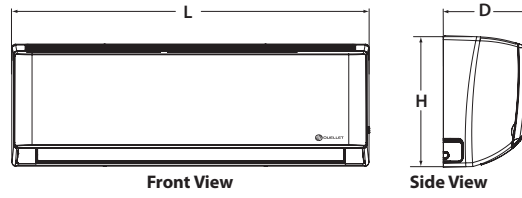
SED18



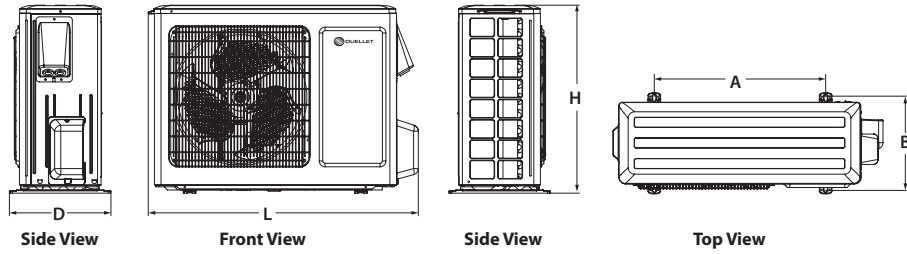
SED24



Indoor Unit



Outdoor Unit




Indoor Unit	L		H		D	
	in.	mm	in.	mm	in.	mm
SED09KCH17S-I	31 1/8	790	10 13/16	275	7 7/8	200
SED12KCH17S-I	33 1/4	845	11 3/8	289	7 7/8	209
SED18KCH16S-I	38 3/16	970	11 13/16	300	8 13/16	224
SED24KCH19S-I	42 7/16	1078	12 13/16	325	9 11/16	246

Outdoor Unit	L		H		D		A		B	
	in.	mm	in.	mm	in.	mm	in.	mm	in.	mm
SED09KCH17S-O	30 13/16	782	21 1/4	540	12 5/8	320	21 1/4	540	11 1/4	286
SED12KCH17S-O	30 13/16	782	21 1/4	540	12 5/8	320	21 1/4	540	11 1/4	286
SED18KCH16S-O	35 15/16	912	25 7/16	646	14 11/16	373	22	559	14 5/16	364
SED24KCH19S-O	38 9/16	980	31 1/8	790	16 13/16	427	24	610	15 9/16	395

OTP-H Harmony Ductless Single Zone Heat Pump



Indoor Unit



Outdoor Unit



Performance up to



-18°C
0°F

Cooling



-25°C
-13°F

Heating

Up to

19 SEER2
IN COOLING



8.8 HSPF2
IN HEATING



Features

Operation mode

- Cooling, heating, dehumidifying, fan and auto.

Nominal capacity

- 9000, 12000, 18000, 24000 BTU/hr.

Voltage

- 230/208V, 60 Hz, 1-phase.

Indoor unit

- High wall installation, dual side connection.
- Plastic housing, standard white.
- 7-speed cross-flow fan (auto, turbo, high, medium-high, medium, low and very low).
- Washable filters.

Outdoor unit

- Variable speed rotary compressor (INVERTER), with overload protection.
- Electronic expansion valve for precise control of refrigerant flow.
- Condenser fins covered with a hydrophilic coating for improved corrosion resistance.
- Large diameter quiet axial-flow fan for more efficient heat exchange.
- Smart pan heater to prevent ice formation.

Connection piping

- Minimum piping length of 10 ft. (3 m).
- Flared connections.

Control

- Wireless remote included.
- Wired wall controller available.
- Wi-Fi.
- Set temperature: 16 to 30 °C (61 to 86 °F).
- Temperature display format: °C or °F.

Warranty

- 10-year basic warranty on parts and 10-year basic warranty on the compressor (labor not included).
- Labour warranty (sold separately) from the 1st to 10th year, on parts and labour with system replacement if the compressor fails.

Application

- Dining room-kitchen, living room, family room, commercial building, office building, condo, restaurant..

Includes



Smart Pan Heater



Fin Coating



Quiet Design



Smart Defrosting



Smart Preheating



Auto Restart



Auto-Clean



Self-Diagnosis



Wall Controller



Sleep Mode



Turbo Mode



Up & Down Swing



Timer



I Feel



Lock



Wireless Remote



Wi-Fi

Optional

Product # ¹	Indoor Unit Outdoor Unit	CHD09KCH195-I CHD09KCH195-O	CHD12KCH175-I CHD12KCH175-O	CHD18KCH175-I CHD18KCH175-O	CHD24KCH185-I CHD24KCH185-O	
Technical Performance						
Voltage		Volts	230/208	230/208	230/208	230/208
Cooling capacity	Nominal	W (BTU/hr)	2667 (9100)	3517 (12000)	5159 (17600)	6450 (22000)
	Min. – max.	W (BTU/hr)	820 - 3018 (2800 - 10300)	700 - 3700 (2388 - 13307)	1100 - 5850 (3753 - 19960)	2000 - 7400 (6824 - 25249)
Heating capacity	Nominal	W (BTU/hr)	2931 (10000)	3517 (12000)	5598 (19100)	7040 (24000)
	Min. – max.	W (BTU/hr)	655 - 3575 (2200 - 12200)	700 - 4400 (2388 - 15013)	800 - 6600 (2730 - 22519)	1750 - 8000 (5971 - 27296)
Used cooling power input	Nominal	W	805	1334	1750	1896
	Min. – max.	W	180 - 1350	180 - 1500	200 - 2300	340 - 2350
Used heating power input	Nominal	W	781	1004	1750	2051
	Min. – max.	W	150 - 1450	260 - 1650	260 - 2300	370 - 2400
Used rated input		W	1450	1650	2300	2400
Rated current		A	6.5	6.7	9.5	12
MCA		A	9	11	14	15
Max. over-current protection (MOCP)		A	15	15	20	20
SEER2 (SEER)		-	19.5 (19.5)	17.5 (17.5)	17.5 (17.5)	18 (18)
HSPF2 (HSPF)		-	8.8 (10)	8.5 (10)	8.5 (9)	8.5 (10)
EER		W/W	3.30	2.64	2.95	3.40
COP		W/W	3.75	3.50	3.20	3.43
AHRI number		-	210410121	210410122	210410123	210410124
ENERGY STAR		-	-	-	-	-

Indoor Unit

Dehumidification		pt/hr (l/hr)	1.69 (0.80)	2.96 (1.40)	3.8 (1.80)	5.28 (2.50)
Air flow volume		cfm	353 / 282.5 / 264.8 / 229.5 / 211.86 / 194.2 / 158.8	424 / 353 / 324 / 277 / 247 / 224 / 182	618 / 512 / 471 / 436 / 395 / 336 / 283	677 / 588 / 559 / 500 / 471 / 441 / 412
Sound level		dB (A)	51 / 47 / 44 / 42 / 41 / 38 / 36	57 / 49 / 48 / 45 / 43 / 42 / 37	60 / 56 / 54 / 52 / 50 / 46 / 42	61 / 57 / 55 / 52 / 50 / 48 / 46
Fan motor power output		W	20	15	45	60
Fan motor RLA		A	0.30	0.40	0.70	0.45
Deflector stepper motor power output		W	1.5	1.5	2.5	2.5
Net weight		lb (kg)	19.8 (9)	19.8 (9)	28.7 (13)	33 (18)

Outdoor Unit

Air flow volume		m ³ /hr	1950	1950	2520	3200
Sound level		dB (A)	51	52	57	57
Compressor power input		W	756	857	1295	1330
Compressor LRA		A	-	-	25	35
Compressor RLA		A	5.20	7.30	9.35	10.45
Fan motor power output		W	30	30	30	60
Fan motor RLA		A	0.4	0.6	0.9	0.6
Refrigerant volume (R410A)		oz (g)	24.7 (700)	27.5 (750)	44.1 (1150)	52.9 (1500)
Net weight		lb (kg)	56.22 (25.5)	57.33 (26)	71.70 (32.5)	97 (44)
Operating ambient temperature	Cooling	°C (°F)	-18 to 46 (0 to 115)			
	Heating	°C (°F)	-25 to 24 (-13 to 75)			

Connection Piping/Refrigerant

Pre-charge length		ft. (m)	25 (7.5)	25 (7.5)	25 (7.5)	25 (7.5)
Additional refrigerant charge		oz/ft. (g/m)	0.2 (20)	0.2 (20)	0.2 (20)	0.5 (50)
Liquid pipe outer diameter		in.	1/4	1/4	1/4	1/4
Gas pipe outer diameter		in.	3/8	3/8	1/2	5/8
Maximum height difference		ft. (m)	40 (12.2)	40 (12.2)	66 (20)	82 (25)
Maximum total length		ft. (m)	66 (20)	66 (20)	82 (25)	131 (40)

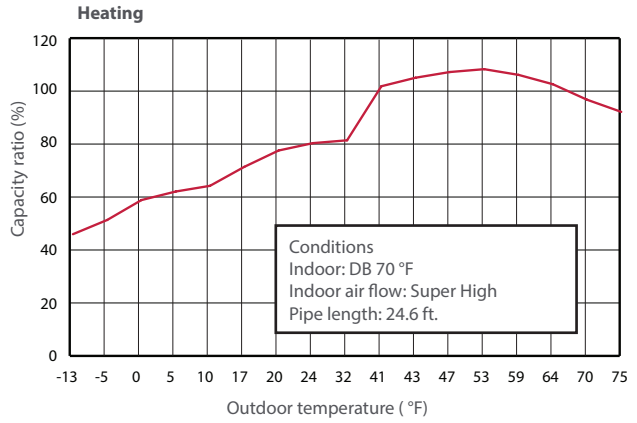
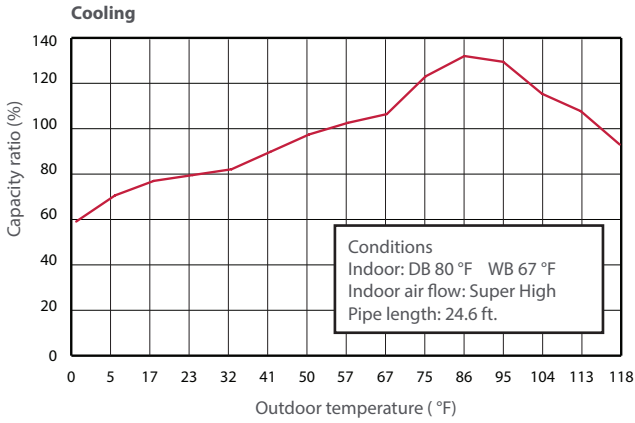
¹ 1 indoor unit and 1 outdoor unit. Note that each unit is individually packaged.

Options

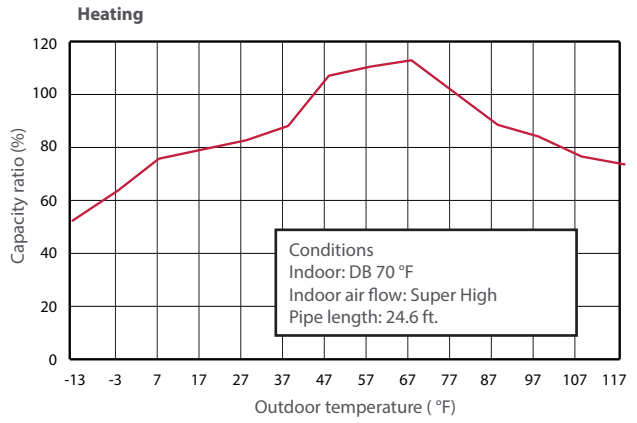
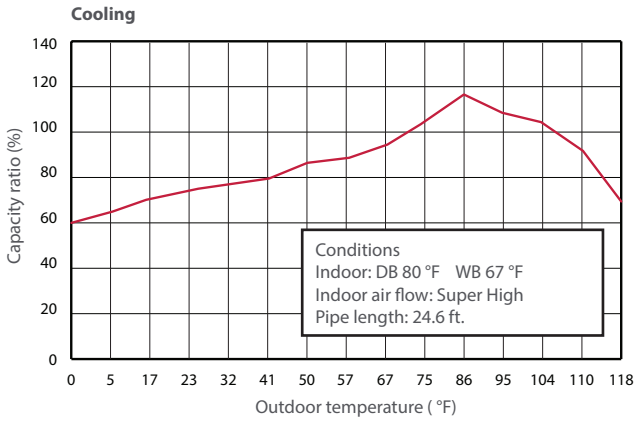
See OTP Options section

Capacity Variation Ratio According to Temperature

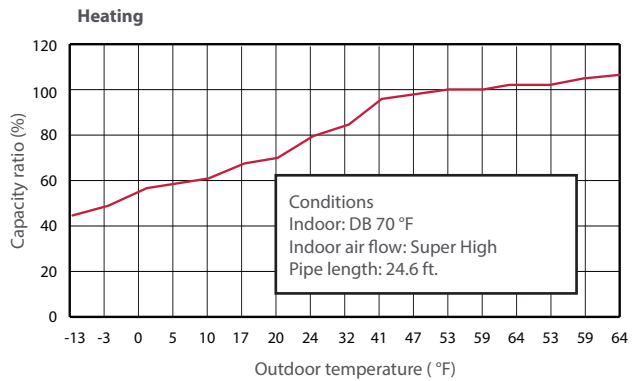
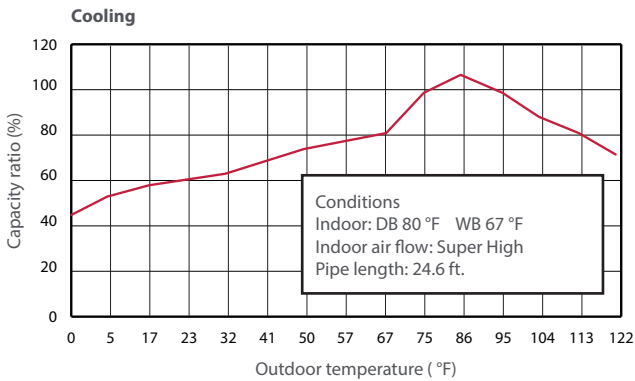
CHD09 & CHD12



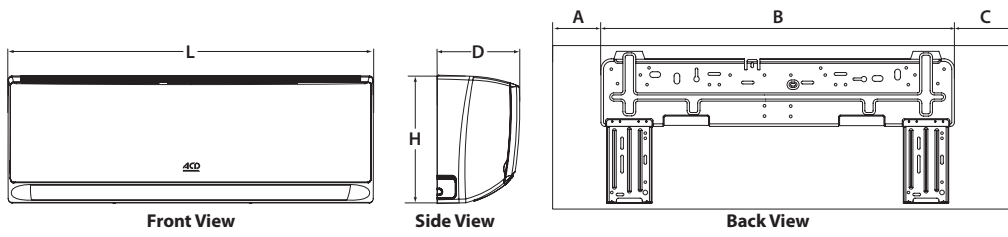
CHD18



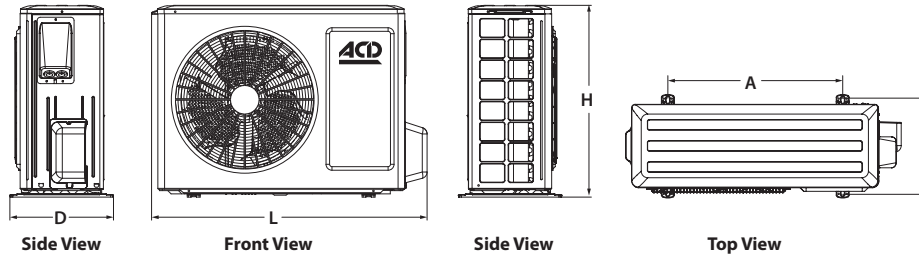
CHD24



Indoor Unit



Outdoor Unit



Indoor Unit	L		H		D		A		B		C	
	in.	mm	in.	mm	in.	mm	in.	mm	in.	mm	in.	mm
CHD09KCH19S-I CHD12KCH17S-I	32 7/8	835	10 7/8	275	7 7/8	200	7 1/16	119	18 5/32	542	7 11/16	184
CHD18KCH17S-I	37 1/8	943	13 1/8	333	9 11/16	246	7 17/32	102	22 1/16	686	7 1/2	183
CHD24KCH18S-I	42 7/16	1078	13 1/8	333	9 11/16	246	10 3/16	206	22 1/16	686	10 5/32	186


Outdoor Unit	L		H		D		A		B	
	in.	mm	in.	mm	in.	mm	in.	mm	in.	mm
CHD09KCH19S-O CHD12KCH17S-O	28 13/16	732	21 54/64	555	13	330	17 15/16	540	12 3/16	286
CHD18KCH17S-O	31 37/64	802	21 54/64	555	13 50/64	350	20 5/32	559	13 2/32	364
CHD24KCH18S-O	37 3/4	958	26	660	15 53/64	402	22 13/32	610	14 19/32	395

OTP-H-R32

Harmony R32 Ductless Single Zone Heat Pump



Indoor Unit



Outdoor Unit



Performance up to



-18°C
0°F

Cooling



-25°C
-13°F

Heating

Up to

20.5 SEER2
IN COOLING

9 HSPF2
IN HEATING



Features

Operation mode

- Cooling, heating, dehumidifying, fan and auto.

Nominal capacity

- 9000, 12000, 18000, 24000, 30000, 36000 BTU/hr.

Voltage

- 230/208V, 60 Hz, 1-phase.

Indoor unit

- High wall installation, dual side connection.
- Plastic housing, standard white.
- Washable filters.
- A2L leak detection sensor, included.

Outdoor unit

- Variable speed rotary compressor (INVERTER), with overload protection.
- Electronic expansion valve for precise control of refrigerant flow.
- Condenser fins covered with a hydrophilic coating for improved corrosion resistance.
- Large diameter quiet axial-flow fan for more efficient heat exchange.
- Smart pan heater to prevent ice formation.
- Compressor blanket and preheating technology.
- Installation on aluminum wall bracket or ground stand available in option.

Connection piping

- Minimum piping length of 10 ft. (3 m).
- Flared connections.

Control

- Wireless remote included.
- Wired wall controller available in option.
- Wi-Fi included.
- Set temperature: 16 to 30 °C (61 to 86 °F).
- Temperature display format: °C or °F.

Warranty

- 10-year basic warranty on parts and 10-year basic warranty on the compressor (labor not included).
- Labour warranty (sold separately) from the 1st to 10th year, on parts and labour with system replacement if the compressor fails.

Application

- Dining room-kitchen, living room, family room, commercial building, office building, condo, restaurant.

Includes



Smart Pan Heater



Fin Coating



Quiet Design



Smart Defrosting



Smart Preheating



Auto Restart



Auto-Clean



Self-Diagnosis



A2L safety sensor



Wall Controller



Sleep Mode



Turbo Mode



Up & Down Swing



Timer



I Feel



Lock



Wireless Remote



Wi-Fi

Optional

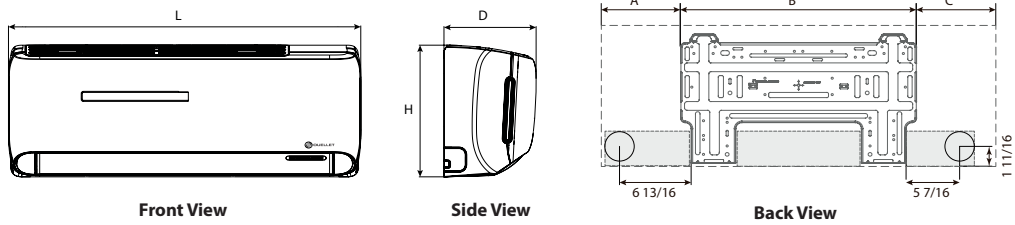
OTP-H-R32

Models

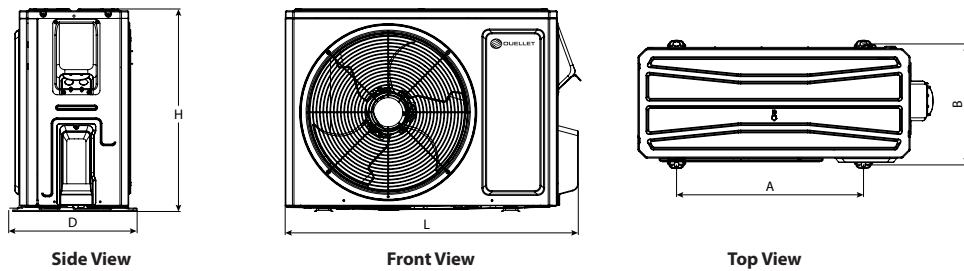
Product # ¹	Indoor Unit Outdoor Unit	OCHX-H09A-I OCHX-H09A-O	OCHX-H12A-I OCHX-H12A-O	OCHX-H18A-I OCHX-H18A-O	OCHX-H24A-I OCHX-H24A-O	OCHX-H30A-I OCHX-H30A-O	OCHX-H36A-I OCHX-H36A-O	
Technical Performance								
Refrigerant type		R32	R32	R32	R32	R32	R32	
Voltage	Volts	230/208	230/208	230/208	230/208	230/208	230/208	
Cooling capacity	Nominal	W (BTU/hr)	2667 (9100)	3517 (12000)	5275 (18000)	6450 (22000)	7795 (30000)	9847 (33600)
	Min. – max.	W (BTU/hr)	700 - 3018 (2388 - 10300)	900 - 3700 (3070 - 13307)	1100 - 5950 (3753 - 20300)	1700 - 7700 (5800 - 26270)	879 - 10550 (3000 - 36000)	2300 - 10990 (7850 - 37500)
Heating capacity	Nominal	W (BTU/hr)	2931 (10000)	3517 (12000)	5598 (19100)	7040 (24000)	7795 (30000)	9964 (34000)
	Min. – max.	W (BTU/hr)	655 - 3850 (2200 - 13136)	900 - 4278 (3070 - 14600)	800 - 6600 (2730 - 22519)	1582 - 7795 (5400 - 26600)	1700 - 10404 (5800 - 35500)	2930 - 10990 (10000 - 37500)
Used cooling power input	Nominal	W	729	1231	1500	2010	2750	3169
	Min. – max.	W	180 - 1050	180 - 1550	200 - 2300	500 - 2400	250 - 4000	700 - 4000
Used heating power input	Nominal	W	771	1004	1435	1950	2750	3267
	Min. – max.	W	180 - 1300	180 - 1650	260 - 2300	400 - 2600	330 - 4000	650 - 4000
Used rated input	W	1300	1650	2300	2600	4000	4000	
Rated current	A	7	7.47	9.5	12	20	20	
MCA	A	10	12	13	15	27	24	
Max. over-current protection (MOCP)	A	15	15	15	20	30	35	
SEER2	-	20.5	19	20	19	22	21	
HSPF2	-	8.8	8.5	8.5	8.5	9	8.5	
EER2	W/W	12.5	9.75	12.35	11.9	10.9	10.6	
COP	W/W	3.8	3.5	3.9	3.6	3.2	3.05	
AHRI number	-	216472860	216472861	216472862	216472863	216472864	216472865	
ENERGY STAR	-	-	-	-	-	-	-	
Indoor Unit								
Dehumidification	pt/hr (l/hr)	1.69 (0.8)	2.96 (1.4)	3.8 (1.8)	5.28 (2.5)	7 (3.5)	7 (3.5)	
Air flow volume	cfm	270 - 600	310 - 720	480 - 1050	700 - 1150	750 - 1350	750 - 1350	
Sound level	dB (A)	24 - 41	27 - 47	34 - 53	36 - 51	36 - 52	36 - 52	
Fan motor power output	W	20	55	50	50	110	60	
Fan motor RLA	A	0.4	0.7	0.7	0.6	0.8	0.7	
Net weight	lb (kg)	19.8 (9)	19.8 (9)	28.7 (13)	33 (15)	34 (15.5)	34 (15.5)	
Outdoor Unit								
Air flow volume	m ³ /hr	1950	1950	2520	3200	4500	4500	
Sound level	dB (A)	51	52	57	58	62	62	
Compressor power input	W	630	857	953	1330	1775	2294	
Compressor LRA	A	20	20	20	35	38	40	
Compressor RLA	A	6.5	8	8.5	10	18.5	16	
Fan motor power output	W	30	30	30	50	90	90	
Fan motor RLA	A	0.65	0.8	0.8	1	1.7	1.7	
Refrigerant volume (R32)	oz (g)	18.7 (530)	17.6 (500)	32.44 (920)	42.33 (1200)	56.44 (1600)	56.44 (1600)	
Net weight	lb (kg)	52.8 (24)	56.22 (25.5)	70.7 (32)	93.5 (42.5)	116.6 (53)	122.1 (55.5)	
Operating ambient temperature	Cooling	°C (°F)						
	Heating	°C (°F)						
Connection Piping/Refrigerant								
Pre-charge length	ft. (m)	25 (7.5)	25 (7.5)	25 (7.5)	25 (7.5)	25 (7.5)	25 (7.5)	
Additional refrigerant charge	oz/ft. (g/m)	0.2 (16)	0.2 (16)	0.2 (16)	0.13 (12)	0.43 (40)	0.43 (40)	
Liquid pipe outer diameter	in.	1/4	1/4	1/4	1/4	1/4	1/4	
Gas pipe outer diameter	in.	3/8	3/8	1/2	1/2	5/8	5/8	
Maximum height difference	ft. (m)	39 (12)	39 (12)	82 (25)	82 (25)	82 (25)	82 (25)	
Maximum total length	ft. (m)	66 (20)	66 (20)	82 (25)	131 (40)	131 (40)	131 (40)	

¹ 1 indoor unit and 1 outdoor unit. Note that each unit is individually packaged.

Indoor Unit



Outdoor Unit



Indoor Unit	L		H		D		A		B		C	
	in.	mm	in.	mm	in.	mm	in.	mm	in.	mm	in.	mm
OCHX-H09A-I	32 7/8	835	10 7/8	275	7 7/8	200	7	178	18 13/64	462	7 11/16	195
OCHX-H12A-I												
OCHX-H18A-I	37 1/8	943	13 1/8	333	9 11/16	246	7 17/32	192	22 1/8	562	7 1/2	190
OCHX-H24A-I												
OCHX-H30A-I	42 7/16	1078	13 1/8	333	9 11/16	246	6 7/32	158	22 1/8	562	10 5/32	258
OCHX-H36A-I												

Outdoor Unit	L		H		D		A		B	
	in.	mm	in.	mm	in.	mm	in.	mm	in.	mm
OCHX-H09A-O	28 13/16	732	21 54/64	555	13	330	17 29/32	455	12 13/64	310
OCHX-H12A-O										
OCHX-H18A-O	31 37/64	802	21 54/64	555	13 50/64	350	20 5/32	512	13 5/64	332
OCHX-H24A-O	37 3/4	958	26	660	15 53/64	402	22 7/16	570	14 41/64	372
OCHX-H30A-O										
OCHX-H36A-O	39 3/8	1000	29 3/8	746	16 13/16	427	24 1/61	610	15 35/64	395

Options

See OTP Options section

OTP-C Champagne Ductless Single Zone Heat Pump



Indoor Unit



Outdoor Unit



Performance up to



Cooling



Heating

Up to



(except OCD30 & OCD36)

Features

Operation mode

- Cooling, heating, dehumidifying, fan and auto.

Nominal capacity

- 9000, 12000, 15000, 18000, 24000, 30000, 36000 BTU/hr.

Voltage

- 230/208V, 60 Hz, 1-phase.

Indoor unit

- High wall installation, dual side connection.
- Plastic housing, standard white.
- 4-speed cross-flow fan (turbo, high, medium and low).
- Washable filters.

Outdoor unit

- Variable speed rotary compressor (INVERTER), with overload protection.
- Electronic expansion valve for precise control of refrigerant flow.
- Condenser fins covered with a hydrophilic coating for improved corrosion resistance.
- Large diameter quiet axial-flow fan for more efficient heat exchange.
- Smart pan heater to prevent ice formation.
- Compressor blanket and preheating technology.
- Installation on aluminum wall bracket or ground stand (optional).

Connection piping

- Minimum piping length of 10 ft. (3 m).
- Flared connections.

Control

- Wireless remote included.
- Wired wall controller available.
- Wi-Fi capability (option KIT-WIFI required).
- Interface (options HP6000ZB-GE and GT130 required).
- Set temperature: 16 to 30 °C (61 to 86 °F).
- Temperature display format: °C or °F.

Warranty

- 10-year basic warranty on parts and 10-year basic warranty on the compressor (labor not included).
- Labour warranty (sold separately) from the 1st to 10th year, on parts and labour with system replacement if the compressor fails.

Application

- Dining room-kitchen, living room, family room, commercial building, office building, condo, restaurant.

Includes



Smart Pan Heater



Crankcase Heater



Fin Coating



Quiet Design



Smart Defrosting



Smart Preheating



Auto Restart



Auto-Clean



Self-Diagnosis



Turbo Mode



Up & Down Swing



Timer



I Feel



Lock



Wireless Remote

Optional



Wall Controller



Wi-Fi

Product # ¹	Indoor Unit Outdoor Unit	OCD09KCH23S-I OCD09KCH23S-O	OCD12KCH22S-I OCD12KCH22S-O	OCD15KCH20S-I OCD15KCH20S-O	OCD18KCH20S-I OCD18KCH20S-O	OCD24KCH20S-I OCD24KCH20S-O	OCD30KCH18S-I OCD30KCH18S-O	OCD36KCH18S-I OCD36KCH18S-O	
Technical Performance									
Voltage		Volts	230/208	230/208	230/208	230/208	230/208	230/208	
Cooling capacity	Nominal	W (BTU/hr)	2638 (9000)	3517 (12000)	4400 (15000)	5275 (18000)	6448 (22000)	8200 (28000)	9850 (33600)
	Min. – max.	W (BTU/hr)	909 - 2813 (3100 - 9600)	909 - 3810 (3100 - 13000)	2000 - 5860 (6800 - 20000)	1993 - 5861 (6800 - 20000)	2000 - 8000 (6824 - 27296)	2780 - 8800 (9485 - 30026)	2170 - 10550 (7404 - 35997)
Heating capacity	Nominal	W (BTU/hr)	3224 (11000)	3810 (13000)	4700 (16000)	5803 (19800)	6741 (23000)	8320 (28400)	10140 (34600)
	Min. – max.	W (BTU/hr)	560 - 3517 (1911 - 12000)	703 - 4103 (2400 - 14000)	2150 - 6890 (7340 - 23500)	2151 - 6887 (7340 - 23500)	2000 - 9000 (6824 - 30708)	2930 - 9670 (9997 - 32994)	4390 - 10550 (14979 - 35997)
Used cooling power input	Nominal	W	630	960	1189	1435	1760	2700	4100
	Min. – max.	W	160 - 1300	200 - 1350	750 - 2150	450 - 2150	450 - 3000	600 - 3900	450 - 4300
Used heating power input	Nominal	W	1020	1100	1382	1730	2000	2800	3800
	Min. – max.	W	160-1350	400 - 1400	580 - 2600	580 - 2600	450 - 3000	650 - 4000	560 - 4300
Used rated input		W	1350	1400	3000	3000	3000	4000	4300
Rated current		A	6	6.3	12.56	12.56	14.5	17	20
MCA		A	9	9	16	16	20	20	24
Max. over-current protection (MOCP)		A	15	15	25	25	30	30	40
SEER		-	23	22	20	20	20	18	18
HSPF		-	10.5	11	11	10	10	9	9
EER		W/W	4.19	3.66	3.7	3.68	3.66	3.04	2.4
COP		W/W	3.16	3.46	3.4	3.35	3.37	2.97	2.67
AHRI number		-	201863350	201863351	-	201863352	201863353	202110509	202110510
ENERGY STAR		-	✓	✓	✓	✓	✓	-	-

Indoor Unit									
Dehumidification		pt/hr (l/hr)	1.69 (0.80)	2.96 (1.4)	3.8 (1.8)	3.8 (1.80)	4.23 (2.00)	6.34 (3.00)	7.4 (3.5)
Air flow volume	T / H / M / L ²	cfm	377 / 288 / 241 / 170	400 / 288 / 241 / 171	559 / 488 / 412 / 335	559 / 488 / 412 / 335	706 / 647 / 589 / 530	706 / 618 / 530 / 412	736 / 647 / 530 / 412
Sound level	T / H / M / L ²	dB (A)	43 / 39 / 35 / 29	45 / 39 / 35 / 29	49 / 44 / 41 / 36	47 / 43 / 40 / 39	48 / 44 / 40 / 36	-	-
Fan motor power output		W	20	20	60	60	60	70	70
Fan motor RLA		A	0.09	0.09	0.24	0.24	0.38	0.4	0.4
Deflector stepper motor power output		W	1.5	1.5	2.5	2.5	2.5	1.5	1.5
Net weight		lb (kg)	22 (10)	22 (10)	30 (13.5)	28 (12.5)	34 (15.5)	42 (19)	42 (19)

Outdoor Unit										
Air flow volume		cfm	1800	2000	3200	3200	4000	4000	4400	
Sound level		dB (A)	53	54	58	55	59	62	65	
Compressor power input		W	845	845	1440	1440	2550	2450	3010	
Compressor LRA		A	-	-	25	25	25	4	67	
Compressor RLA		A	4	4	12.08	12.08	11.5	13.45	17.5	
Fan motor power output		W	30	30	60	60	92	120	170	
Fan motor RLA		A	-	0.36	0.49	0.49	0.65	0.45	0.73	
Refrigerant volume (R410A)		oz (g)	45.9 (1301)	47.6 (1349)	56.44 (1600)	56.44 (1600)	77.6 (2200)	84.66 (2.4)	91.71 (2.6)	
Net weight		lb (kg)	78 (35.5)	86 (39)	106 (48)	106 (48)	142 (65.5)	154.5 (70)	161 (73)	
Operating ambient temperature	Cooling	°C (°F)							-18 to 46 (0 to 115)	
	Heating	°C (°F)							-25 to 24 (-13 to 75)	

Connection Piping/Refrigerant									
Pre-charge length		ft. (m)	25 (7.5)	25 (7.5)	25 (7.5)	25 (7.5)	25 (7.5)	25 (7.5)	25 (7.5)
Additional refrigerant charge		oz/ft. (g/m)	0.2 (20)	0.2 (20)	0.2 (20)	0.2 (20)	0.5 (50)	0.5 (50)	0.5 (50)
Liquid pipe outer diameter		in.	1/4	1/4	1/4	1/4	1/4	1/4	1/4
Gas pipe outer diameter		in.	3/8	1/2	5/8	5/8	5/8	5/8	5/8
Maximum height difference		ft. (m)	33 (10)	33 (10)	33 (10)	33 (10)	33 (10)	33 (10)	33 (10)
Maximum total length		ft. (m)	49 (15)	66 (20)	82 (25)	82 (25)	82 (25)	98 (30)	98 (30)

¹ 1 indoor unit and 1 outdoor unit. Note that each unit is individually packaged.

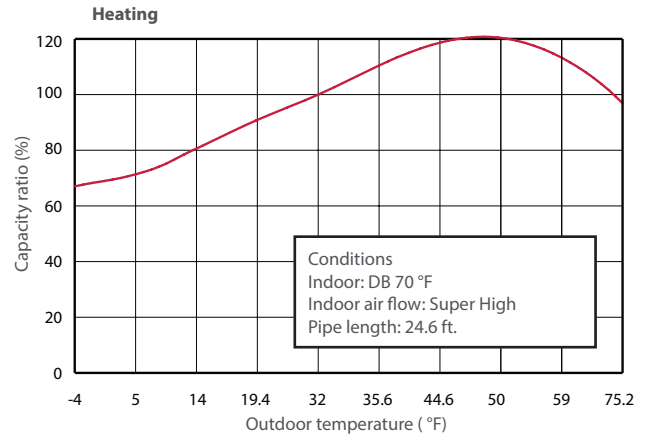
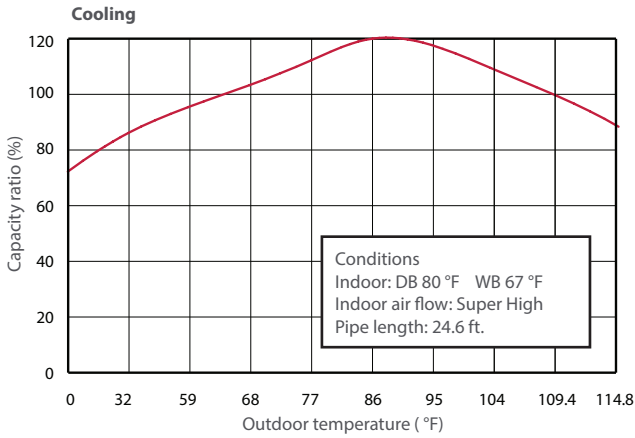
² Cross-Flow Fan Speeds: (T) Turbo / (H) High / (M) Medium / (L) Low.

Options

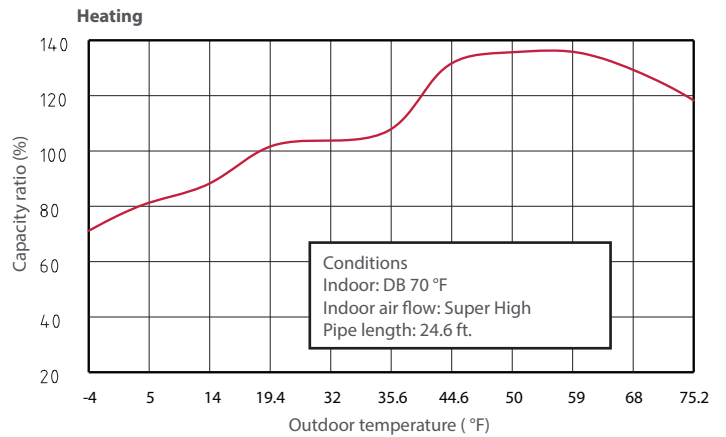
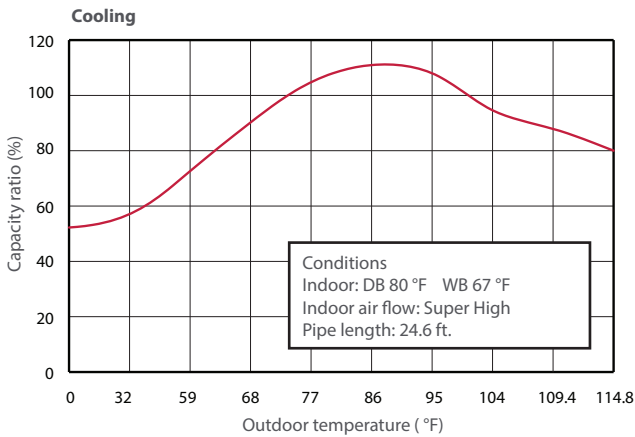
See OTP Options section

Capacity Variation Ratio According to Temperature

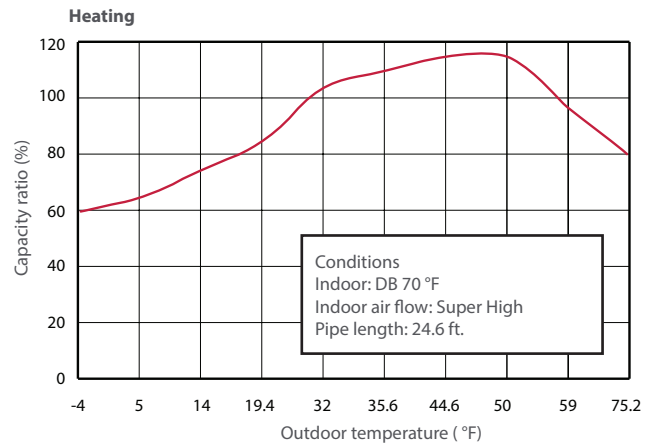
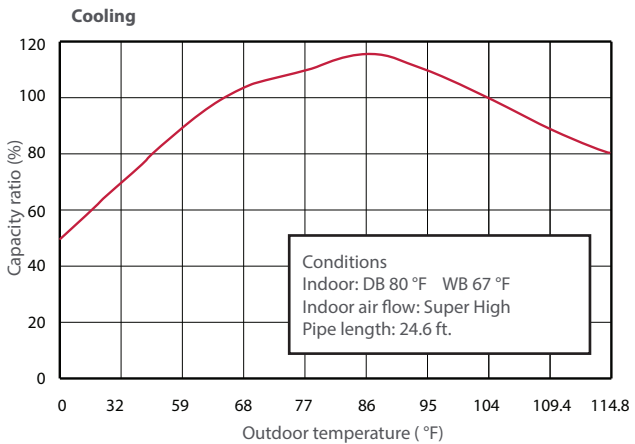
OCD09 & OCD12



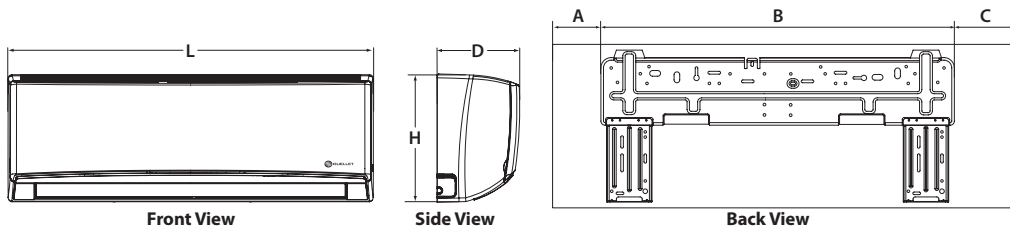
OCD15, OCD18 & OCD24



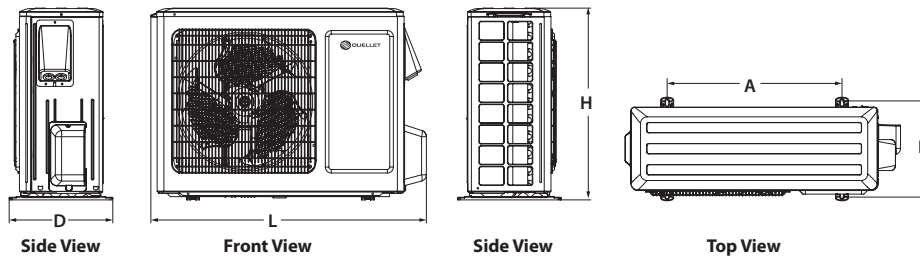
OCD30 & OCD36



Indoor Unit



Outdoor Unit




Indoor Unit	L		H		D		A		B		C	
	in.	mm	in.	mm	in.	mm	in.	mm	in.	mm	in.	mm
OCD09KCH235-I OCD12KCH225-I	33 1/4	845	11 3/8	289	8 1/4	209	4 11/16	119	21 5/16	542	7 1/4	184
OCD15KCH205-I	38 3/16	970	11 13/16	300	8 13/16	224	4	102	27	686	7 3/16	183
OCD18KCH205-I	38 3/16	970	11 13/16	300	8 13/16	224	4	102	27	686	7 3/16	183
OCD24KCH205-I	42 7/16	1078	12 13/16	325	9 11/16	246	8 1/8	206	27	686	7 5/16	186
OCD30KCH185-I	53 1/8	1350	12 13/16	325	9 31/32	253	8 1/8	206	27	686	7 5/16	186
OCD36KCH185-I	53 1/8	1350	12 13/16	325	9 31/32	253	8 1/8	206	27	686	7 5/16	186

Outdoor Unit	L		H		D		A		B	
	in.	mm	in.	mm	in.	mm	in.	mm	in.	mm
OCD09KCH235-O	33 3/8	848	21 1/4	540	12 5/8	320	21 1/4	540	11 1/4	286
OCD12KCH225-O	33 3/8	848	23 5/16	592	12 5/8	320	21 1/4	540	11 1/4	286
OCD15KCH205-O	37 5/8	955	27 9/16	700	15 9/16	396	22	559	14 5/16	364
OCD18KCH205-O	37 5/8	955	27 9/16	700	15 9/16	396	22	559	14 5/16	364
OCD24KCH205-O	38 9/16	980	31 1/8	790	16 13/16	427	24	610	15 9/16	395
OCD30KCH185-O	38 9/16	980	31 1/8	790	16 13/16	427	24	610	15 9/16	395
OCD36KCH185-O	38 9/16	980	31 1/8	790	16 13/16	427	24	610	15 9/16	395

OTP-P Pacific Ductless Single Zone Heat Pump



Indoor Unit
(Muse head model)



Outdoor Unit



Performance up to



Cooling



Heating

Up to



Features

Operation mode

- Cooling, heating, dehumidifying, fan and auto.

Nominal capacity

- 9000, 12000, 18000, 24000 BTU/hr.

Voltage

- 230/208V, 60 Hz, 1-phase.

Indoor unit

- High wall installation, dual side connection.
- Plastic housing, standard white.
- 7-speed cross-flow fan (auto, turbo, high, medium-high, medium, low and very low)
- Washable filters.

Outdoor unit

- Variable speed rotary compressor (INVERTER), with overload protection.
- Electronic expansion valve for precise control of refrigerant flow.
- Condenser fins covered with a hydrophilic coating for improved corrosion resistance.
- Large diameter quiet axial-flow fan for more efficient heat exchange.
- Smart pan heater to prevent ice formation.
- Compressor blanket and preheating technology.
- Installation on aluminum wall bracket or ground stand (optional).

Connection piping

- Minimum piping length of 10 ft. (3 m).
- Flared connections.

Control

- Wireless remote included.
- Wired wall controller available.
- Wi-Fi in option.
- Interface (optional HP6000ZB-GE and GT130 required).
- Set temperature: 16 to 30 °C (61 to 86 °F).
- Temperature display format: °C or °F.

Warranty

- 10-year basic warranty on parts and 10-year basic warranty on the compressor (labor not included).
- Labour warranty (sold separately) from the 1st to 10th year, on parts and labour with system replacement if the compressor fails.

Application

- Dining room-kitchen, living room, family room, commercial building, office building, condo, restaurant..

Includes



Smart Pan Heater



Crankcase Heater



Fin Coating



Quiet Design



Smart Defrosting



Smart Preheating



Auto Restart



Auto-Clean



Self-Diagnosis



Sleep Mode



Turbo Mode



Up & Down Swing



Left & Right Swing



Timer



I Feel



Lock



Wireless Remote

Optional



Wall Controller



Wi-Fi

Models

Product # ¹	Indoor Unit (Muse head model) Outdoor Unit	PUD09KCH25S-I PUD09KCH25S-O	PUD12KCH24S-I PUD12KCH24S-O	PUD18KCH23S-I PUD18KCH23S-O	PUD24KCH24S-I PUD24KCH24S-O	PUD30KCH20S-I PUD30KCH20S-O	PUD36KCH20S-I PUD36KCH20S-O	
Technical Performance								
Voltage		Volts	230/208	230/208	230/208	230/208	230/208	
Cooling capacity	Nominal	W (BTU/hr)	2667 (9100)	3517 (12000)	5275 (18000)	6450 (22000)	8800 (30000)	9850 (33600)
	Min. – max.	W (BTU/hr)	450 - 3150 (1535 - 10748)	900 - 4132 (3070 - 14100)	1500 - 6200 (5118 - 21154)	2600 - 8200 (8870 - 28000)	2280 - 10400 (7780 - 35500)	2200 - 10900 (7500 - 37200)
Heating capacity	Nominal	W (BTU/hr)	3077 (10500)	3517 (12000)	5275 (18000)	7040 (24000)	8800 (30000)	10140 (34600)
	Min. – max.	W (BTU/hr)	1000 - 4300 (3412 - 14671)	900 - 4543 (3071 - 15500)	1500 - 6200 (5118 - 21154)	2100 - 9000 (7200 - 30708)	2670 - 10800 (9100 - 36850)	3000 - 11300 (10200 - 38500)
Used cooling power input	Nominal	W	619	961	1384	1679	2667	3200
	Min. – max.	W	130 - 1013	220 - 1400	130 - 2300	290 - 2600	650 - 3600	670 - 4000
Used heating power input	Nominal	W	848	923	1384	1870	2588	3200
	Min. – max.	W	228 - 1343	220 - 1500	250 - 2350	470 - 3100	650 - 3900	600 - 3950
Used rated input		W	1343	1500	2350	3100	3900	4000
Rated current		A	4.73	6.30	11.50	15.30	19	20
MCA		A	10	10	14	16	20	23
Max. over-current protection (MOCP)		A	15	15	20	25	30	35
SEER2 (SEER)		-	25.5 (25.5)	24 (24)	23.5 (23)	24.5 (24)	20 (19)	20 (20)
HSPF2 (HSPF)		-	10.2 (12)	9 (11)	9 (11)	9.5 (11)	8.5 (10)	8.5 (9)
EER		W/W	4.31	3.66	3.81	3.85	3.30	3.08
COP		W/W	3.90	3.81	3.81	3.79	3.40	3.17
AHRI number		-	210534142	210534143	211619266	210534144	211709659	211709660
ENERGY STAR		-	✓	✓	✓	✓	-	-

Indoor Unit

Dehumidification	pt/hr (l/hr)	1.69 (0.80)	2.96 (1.4)	3.80 (1.8)	5 (2.40)	7.4 (3.50)	7.4 (3.50)
Air flow volume	cfm	353 / 323 / 294 / 264 / 235 / 176 / 158	400 / 364 / 329 / 288 / 264 / 247 / 229	589 / 500 / 441 / 412 / 383 / 353 / 324	736 / 588 / 530 / 471 / 441 / 412 / 383	912 / 736 / 706 / 647 / 588 / 530 / 471	912 / 736 / 706 / 647 / 588 / 530 / 471
Sound level	dB (A)	50 / 47 / 45 / 42 / 39 / 36 / 35	53 / 48 / 46 / 44 / 42 / 40 / 37	59 / 53 / 51 / 50 / 47 / 43 / 39	62 / 54 / 52 / 49 / 48 / 46 / 44	66 / 60 / 57 / 55 / 52 / 50 / 47	66 / 60 / 57 / 55 / 52 / 50 / 47
Fan motor power output	W	15	15	45	60	70	70
Fan motor RLA	A	0.22	0.20	0.35	0.30	0.6	0.75
Deflector stepper motor power output	W	1.5	1.5	1.5	1.5	1.5	1.5
Net weight	lb (kg)	21 (9.5)	21 (9.5)	29 (13.5)	35 (16)	44 (24.5)	44 (24.5)

Outdoor Unit

Air flow volume	m³/hr	2200	2200	3600	4500	4500	4500	
Sound level	dB (A)	52	52	59	62	72	72	
Compressor power input	W	800	784	1196	1350	2020	2294	
Compressor LRA	A	-	-	-	-	-	-	
Compressor RLA	A	6.50	6.80	9.25	11	14.2	16	
Fan motor power output	W	30	30	60	90	90	90	
Fan motor RLA	A	0.4	0.4	0.9	0.6	0.90	1.50	
Refrigerant volume (R410A)	oz (g)	35.28 (1000)	42.33 (1200)	54.70 (1550)	60 (1700)	74.1 (2100)	84.7 (2400)	
Net weight	lb (kg)	70.5 (32)	70.5 (32)	98 (44.5)	108 (49)	113.6 (56.5)	127.9 (58)	
Operating ambient temperature	Cooling	°C (°F)						-29 to 50 (-20 to 122)
	Heating	°C (°F)						-30 to 30 (-22 to 86)

Connection Piping/Refrigerant

Pre-charge length	ft. (m)	25 (7.5)	25 (7.5)	25 (7.5)	25 (7.5)	25 (7.5)	25 (7.5)
Additional refrigerant charge	oz/ft. (g/m)	0.2 (20)	0.2 (20)	0.5 (50)	0.5 (50)	0.5 (50)	0.5 (50)
Liquid pipe outer diameter	in.	1/4	1/4	1/4	1/4	1/4	1/4
Gas pipe outer diameter	in.	3/8	1/2	5/8	5/8	5/8	5/8
Maximum height difference	ft. (m)	40 (12.2)	40 (12.2)	66 (20)	82 (25)	82 (25)	82 (25)
Maximum total length	ft. (m)	66 (20)	66 (20)	82 (25)	131 (40)	82 (25)	82 (25)

¹ 1 indoor unit and 1 outdoor unit. Note that each unit is individually packaged.

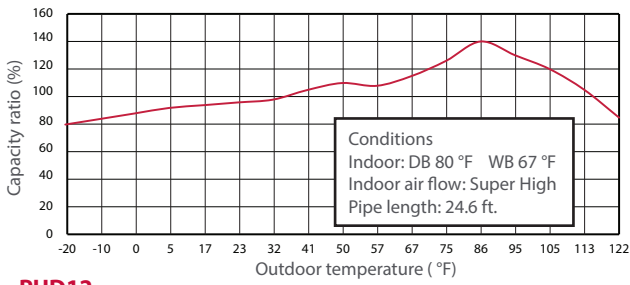
Options

See OTP Options section

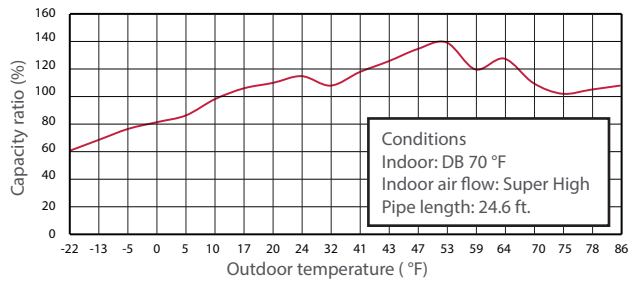
Capacity Variation Ratio According to Temperature

PUD09

Cooling

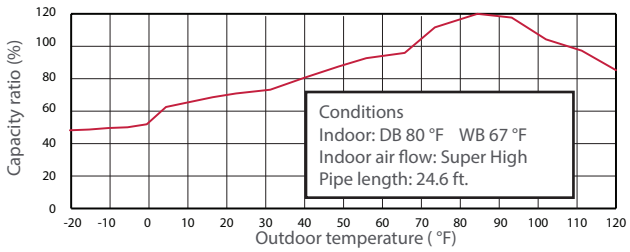


Heating

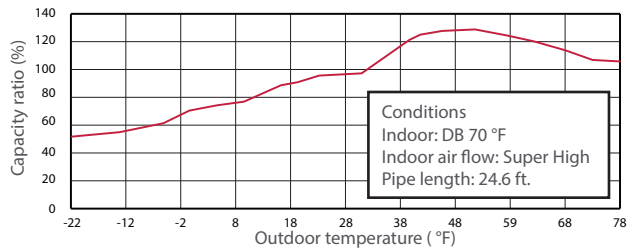


PUD12

Cooling

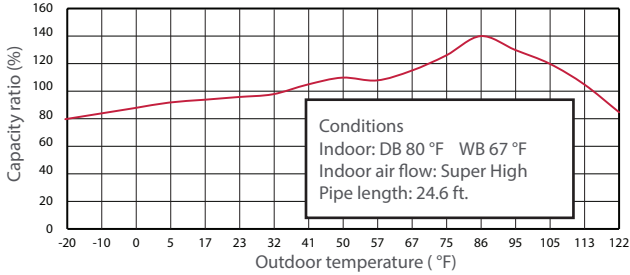


Heating

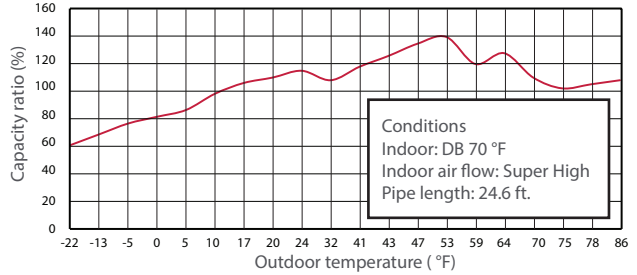


PUD18

Cooling

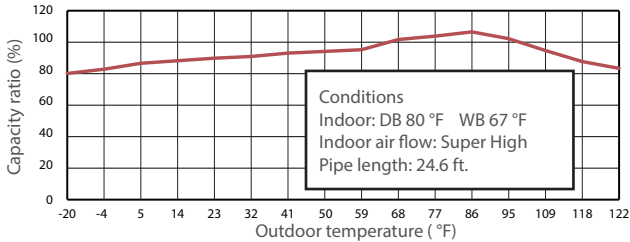


Heating

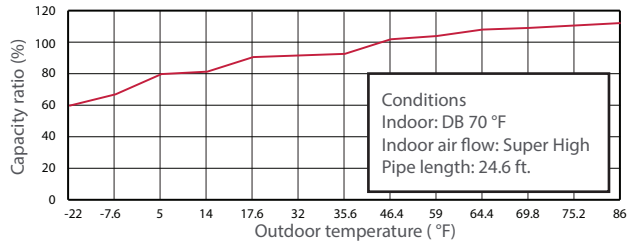


PUD24

Cooling

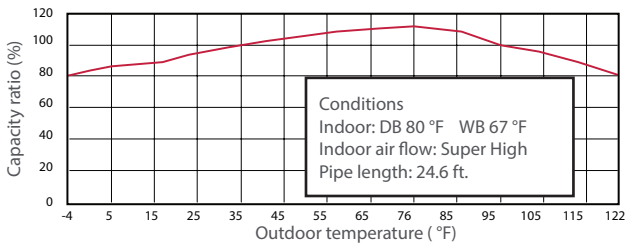


Heating

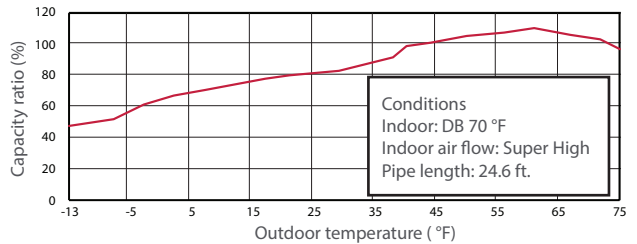


PUD30

Cooling

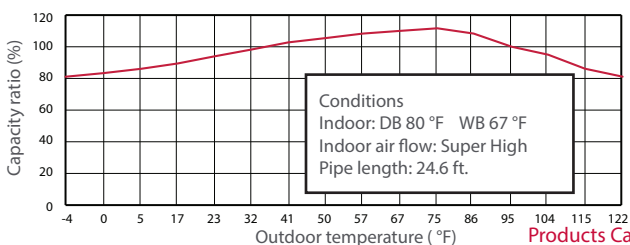


Heating

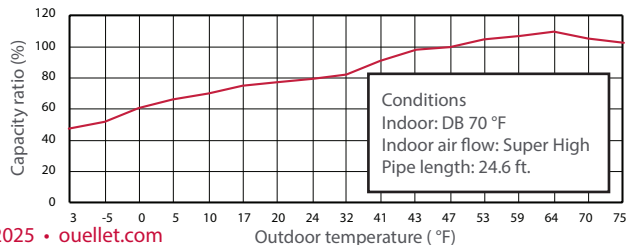


PUD36

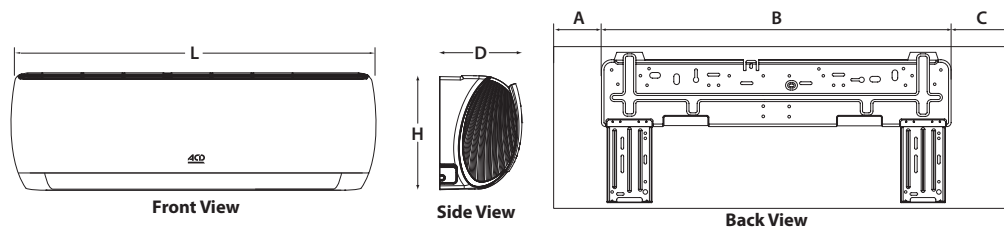
Cooling



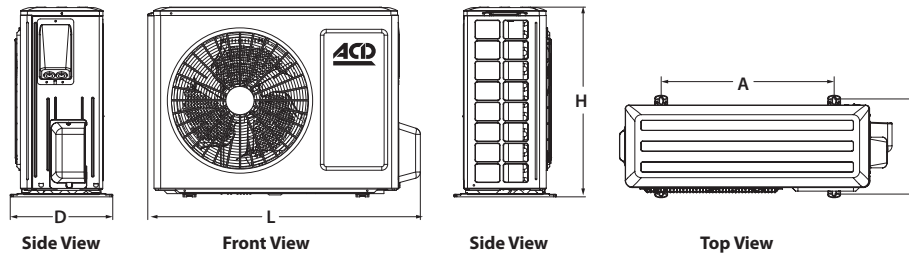
Heating



Indoor Unit



Outdoor Unit

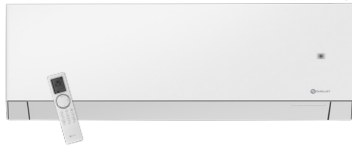


Indoor Unit (Muse head model)	L		H		D		A		B		C	
	in.	mm	in.	mm	in.	mm	in.	mm	in.	mm	in.	mm
PUD09KCH25S-I PUD12KCH24S-I	34 3/8	848	11 1/2	291	8 5/16	211	5 7/8	149	21 5/16	542	8 1/32	204
PUD18KCH23S-I	39 3/16	995	12 1/4	311	8 11/16	221	8 1/2	203	27	686	9 1/4	235
PUD24KCH24S-I	43 1/2	1105	13 7/64	333	9 11/16	246	8 1/2	203	27	686	9 1/4	235
PUD30KCH20S-I PUD36KCH20S-I	53 5/32	1350	12 13/16	326	9 15/16	253	13 3/4	350	29 3/8	746	10	254

Outdoor Unit	L		H		D		A		B	
	in.	mm	in.	mm	in.	mm	in.	mm	in.	mm
PUD09KCH25S-O PUD12KCH24S-O	31 37/64	802	21 54/64	555	13 50/64	350	20 5/32	512	13 5/64	332
PUD18KCH23S-O	37 46/64	958	26	660	15 53/64	402	24	610	15 9/16	395
PUD24KCH24S-O PUD30KCH20S-O PUD36KCH20S-O	39 6/16	1000	29 6/16	746	16 13/16	427	24	610	15 9/16	395

OTP-P-R32

Pacific R32 Ductless Single Zone Heat Pump



Indoor Unit



Outdoor Unit

Performance up to



Cooling



Heating

Up to



Features

Operation mode

- Cooling, heating, dehumidifying, fan and auto.

Nominal capacity

- 9000, 12000, 18000, 24000 BTU/hr.

Voltage

- 230/208V, 60 Hz, 1-phase.

Indoor unit

- High wall installation, dual side connection.
- Plastic housing, standard white.
- Fresh air kit available in option.
- Washable filters.
- A2L leak detection sensor, included.

Outdoor unit

- Variable speed rotary compressor (INVERTER), with overload protection.
- Electronic expansion valve for precise control of refrigerant flow.
- Condenser fins covered with a hydrophilic coating for improved corrosion resistance.
- Large diameter quiet axial-flow fan for more efficient heat exchange.
- Smart pan heater to prevent ice formation.
- Compressor blanket and preheating technology.
- Installation on aluminum wall bracket or ground stand available in option.

Connection piping

- Minimum piping length of 10 ft. (3 m).
- Flared connections.

Control

- Wireless remote included.
- Wired wall controller available in option.
- Wi-Fi included.
- Set temperature: 16 to 30 °C (61 to 86 °F).
- Temperature display format: °C or °F.

Warranty

- 10-year basic warranty on parts and 10-year basic warranty on the compressor (labour not included).
- Labour warranty (sold separately) from the 1st to 10th year, on parts and labour with condenser replacement if the compressor fails.

Application

- Dining room-kitchen, living room, family room, commercial building, office building, condo, restaurant.

Includes



Smart Pan Heater



Crankcase Heater



Fin Coating



Quiet Design



Smart Defrosting



Smart Preheating



Auto Restart



Auto-Clean



Self-Diagnosis



A2L safety sensor



Wall Controller



Sleep Mode



Turbo Mode



Up & Down Swing



Left & Right Swing



Timer



I Feel



Lock



Wireless Remote



Wi-Fi

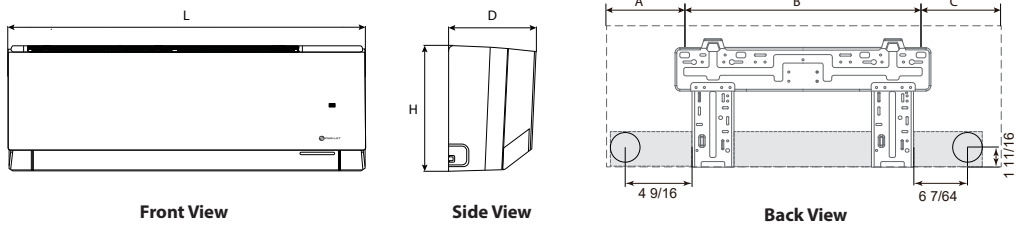
Optional

Models

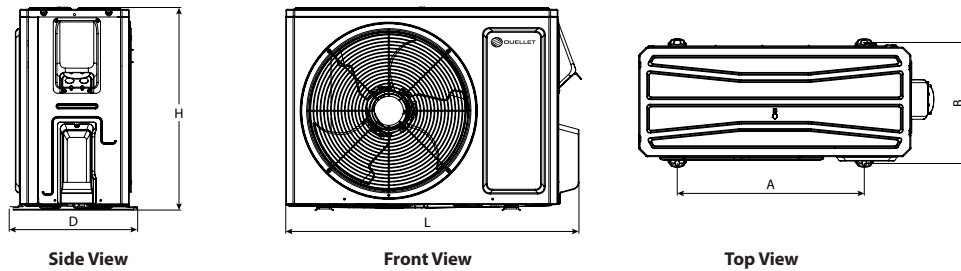
Product # ¹	Indoor Unit Outdoor Unit	OCVX-H09A-I OCVX-H09A-O	OCVX-H12A-I OCVX-H12A-O	OCVX-H18A-I OCVX-H18A-O	OCVX-H24A-I OCVX-H24A-O	
Technical Performance						
Refrigerant type		R32	R32	R32	R32	
Voltage	Volts	230/208	230/208	230/208	230/208	
Cooling capacity	Nominal	W (BTU/hr)	2667 (9100)	3517 (12000)	5275 (18000)	6450 (22000)
	Min. – max.	W (BTU/hr)	800 - 3800 (2730 - 12966)	900 - 4400 (3070 - 15012)	1500 - 6500 (5118 - 22178)	1169 - 8200 (3990 - 28000)
Heating capacity	Nominal	W (BTU/hr)	3077 (10500)	3517 (12000)	5275 (18000)	7040 (24000)
	Min. – max.	W (BTU/hr)	700 - 4400 (2388 - 15013)	900 - 4600 (3071 - 15695)	1300 - 6500 (4436 - 22178)	850 - 8100 (2900 - 27640)
Used cooling power input	Nominal	W	606	923	1315	1675
	Min. – max.	W	190 - 1090	290 - 1450	130 - 2300	135 - 2400
Used heating power input	Nominal	W	789	923	1349	2235
	Min. – max.	W	150 - 1520	160 - 1400	230 - 2350	4178 - 3850
Used rated input	W	1520	1450	2350	3100	
Rated current	A	6	6.64	11.50	17.2	
MCA	A	10	10	16	23	
Max. over-current protection (MOCP)	A	15	15	20	25	
SEER2 (SEER)	-	26	24.5	24.5	24	
HSPF2 (HSPF)	-	10.4	9.5	9	9	
EER2	W/W	15	13	13.65	13.1	
COP	W/W	3.9	3.81	3.91	3.15	
AHRI number	-	216472857	216472858	216472859	216623762	
ENERGY STAR	-	✓	✓	✓	✓	
Indoor Unit						
Dehumidification	pt/hr (l/hr)	1.69 (0.8)	2.96 (1.4)	3.6 (1.7)	5 (2.4)	
Air flow volume	cfm	129 - 353	212 - 400	324 - 589	235 - 559	
Sound level	dB (A)	20 - 41	20 - 43	25 - 40	30 - 48	
Fan motor power output	W	15	55	50	50	
Fan motor RLA	A	0.35	0.4	0.6	0.7	
Net weight	lb (kg)	21 (9.5)	21 (9.5)	29 (13.5)	35 (16)	
Outdoor Unit						
Air flow volume	m ³ /hr	2200	2200	3600	4500	
Sound level	dB (A)	52	52	59	62	
Compressor power input	W	800	856	1196	3600	
Compressor LRA	A	25	25	22	25	
Compressor RLA	A	6.5	7	10.35	15.65	
Fan motor power output	W	30	30	60	90	
Fan motor RLA	A	0.96	0.7	1.35	2.1	
Refrigerant volume (R32)	oz (g)	30 (850)	28.2 (800)	40.6 (1150)	49.4 (1400)	
Net weight	lb (kg)	70.5 (32)	67.3 (30.5)	95 (43)	103.6 (47)	
Operating ambient temperature	Cooling	°C (°F)	-29 to 50 (-20 to 122)			
	Heating	°C (°F)	-30 to 30 (-22 to 86)			
Connection Piping/Refrigerant						
Pre-charge length	ft. (m)	25 (7.5)	25 (7.5)	25 (7.5)	25 (7.5)	
Additional refrigerant charge	oz/ft. (g/m)	0.2 (20)	0.2 (20)	0.2 (20)	0.4 (40)	
Liquid pipe outer diameter	in.	1/4	1/4	1/4	1/4	
Gas pipe outer diameter	in.	3/8	1/2	1/2	5/8	
Maximum height difference	ft. (m)	40 (12.2)	40 (12.2)	82 (25)	82 (25)	
Maximum total length	ft. (m)	66 (20)	66 (20)	131 (40)	131 (40)	

¹ 1 indoor unit and 1 outdoor unit. Note that each unit is individually packaged.

Indoor Unit



Outdoor Unit



Indoor Unit	L		H		D		A		B		C	
	in.	mm	in.	mm	in.	mm	in.	mm	in.	mm	in.	mm
OCVX-H09A-I	32 15/16	837	11 1/2	293	7 7/8	200	4 11/16	119	21 5/16	542	6 15/16	204
OCVX-H12A-I			12 1/4	311	8 11/16	221	5 3/64	128	27 55/64	1093	6 13/64	158
OCVX-H18A-I	39 3/32	993	12 1/4	311	8 11/16	221	5 3/64	128	27 55/64	1093	6 13/64	158
OCVX-H24A-I			12 1/4	311	8 11/16	221	5 3/64	128	27 55/64	1093	6 13/64	158

Outdoor Unit	L		H		D		A		B	
	in.	mm	in.	mm	in.	mm	in.	mm	in.	mm
OCVX-H09A-O	31 37/64	802	21 27/32	555	13 25/32	350	20 5/32	512	13 5/64	332
OCVX-H12A-O			26	660	15 53/64	402	22 7/16	570	14 39/64	571
OCVX-H18A-O	37 23/32	958	26	660	15 53/64	402	22 7/16	570	14 39/64	571
OCVX-H24A-O	39 3/8	1000	29 3/8	746	16 13/16	427	24	610	15 9/16	395

Options

See OTP Options section

OTP-O

Olympia Ductless Single Zone Heat Pump



Indoor Unit



Outdoor Unit



Performance up to



Cooling



Heating

Up to



Features

Operation mode

- Cooling, heating, dehumidifying, fan and auto.

Nominal capacity

- 9000, 12000, 18000, 24000 BTU/hr.

Voltage

- 230/208V, 60 Hz, 1-phase.

Indoor unit

- High wall installation, dual side connection.
- Plastic housing, standard white.
- 7-speed cross-flow fan (turbo, high, medium-high, medium, medium-low, low and quiet).
- Washable filters.

Outdoor unit

- Variable speed rotary compressor (INVERTER), with overload protection.
- Electronic expansion valve for precise control of refrigerant flow.
- Condenser fins covered with a hydrophilic coating for improved corrosion resistance.
- Large diameter quiet axial-flow fan for more efficient heat exchange.
- Smart pan heater to prevent ice formation.
- Compressor blanket and preheating technology.
- Installation on aluminum wall bracket or ground stand (optional).

Connection piping

- Minimum piping length of 10 ft. (3 m).
- Flared connections.

Control

- Wireless remote included.
- Wired wall controller available.
- Wi-Fi capability.
- Interface (options HP6000ZB-GE and GT130 required).
- Set temperature: 16 to 30 °C (61 to 86 °F).
- Temperature display format: °C or °F.

Warranty

- 10-year basic warranty on parts and 10-year basic warranty on the compressor (labor not included).
- Labour warranty (sold separately) from the 1st to 10th year, on parts and labour with system replacement if the compressor fails.

Application

- Dining room-kitchen, living room, family room, commercial building, office building, condo, restaurant.

Includes



Smart Pan Heater



Crankcase Heater



Fin Coating



Quiet Design



Smart Defrosting



Smart Preheating



Auto Restart



Auto-Clean



Self-Diagnosis



Sleep Mode



Turbo Mode



Up & Down Swing



Left & Right Swing



Timer



I Feel



Lock



Wireless Remote



Wi-Fi

Optional



Wall Controller

Models

Product # ¹	Indoor Unit Outdoor Unit		UHD09KCH38SB-I UHD09KCH38SB-O	UHD12KCH31S-I UHD12KCH31S-O	UHD18KCH25S-I UHD18KCH25S-O	UHD24KCH22S-I UHD24KCH22S-O
Technical Performance						
Voltage		Volts	230/208	230/208	230/208	230/208
Cooling capacity	Nominal	W (BTU/hr)	2638 (9000)	3517 (12000)	5276 (18000)	6450 (22000)
	Min. – max.	W (BTU/hr)	450 - 3800 (1535 - 12966)	850 - 4500 (2900 - 15354)	1200 - 6400 (4094 - 21837)	2000 - 9000 (6800 - 30700)
Heating capacity	Nominal	W (BTU/hr)	2638 (9000)	3575 (12200)	5276 (18000)	7000 (24000)
	Min. – max.	W (BTU/hr)	700 - 4000 (2388 - 13648)	900 - 5500 (3071 - 18766)	1200 - 7200 (4094 - 24566)	2000 - 9500 (6800 - 32000)
Used cooling power input	Nominal	W	540	785	1330	1700
	Min. – max.	W	50 - 1400	75 - 1500	350 - 2500	450 - 3700
Used heating power input	Nominal	W	590	940	1500	2000
	Min. – max.	W	200-1500	250 - 1600	350 - 2500	380 - 3700
Used rated input		W	1500	1600	2500	3700
Rated current		A	6.2	6.5	10.8	16.4
MCA		A	9	9	22	22
Max. over-current protection (MOCP)		A	15	15	30	35
SEER		-	38	30.5	24.5	21.5
HSPF		-	15	14	12	12
EER		W/W	4.84	4.48	3.97	3.81
COP		W/W	4.47	3.8	3.52	3.5
AHRI number		-	202110483	202110484	202110485	202132789
ENERGY STAR		-	✓	✓	✓	✓
Indoor Unit						
Dehumidification		pt/hr (l/hr)	1.69 (0.80)	2.96 (1.40)	3.80 (1.80)	4.23 (2)
Air flow volume	T / H / MH / M / ML / L / Q ²	cfm	424 / 383 / 353 / 324 / 294 / 265 / 206	500 / 471 / 441 / 353 / 324 / 265 / 235	736 / 677 / 618 / 559 / 500 / 457 / 353	824 / 765 / 706 / 647 / 589 / 500 / 383
Sound level	T / H / MH / M / ML / L / Q ²	dB (A)	43 / 40 / 38 / 36 / 33 / 31 / 19	49 / 46 / 43 / 40 / 37 / 34 / 22	51 / 48 / 45 / 42 / 39 / 36 / 34	52 / 49 / 46 / 43 / 40 / 37 / 34
Fan motor power output		W	60	60	60	70
Fan motor RLA		A	0.09	0.09	0.24	0.38
Deflector stepper motor power output		W	2.5 / 1.5	2.5 / 1.5	2.5 / 1.5	2.5
Net weight		lb (kg)	29.8 (13.5)	29.8 (13.5)	36.4 (16.5)	36.4 (16.5)
Outdoor Unit						
Air flow volume		cfm	2400	2400	2354	4000
Sound level		dB (A)	53	53	59	59
Compressor power input		W	1070	1070	2443	2443
Compressor LRA		A	35	35	30	30
Compressor RLA		A	6.9	6.9	15.5	16
Fan motor power output		W	30	30	90	90
Fan motor RLA		A	0.24	0.24	0.65	0.65
Refrigerant volume (R410A)		oz (g)	45.9 (1301)	49.4 (1400)	70.6 (2101)	81.1 (2299)
Net weight		lb (kg)	99.2 (45)	99.2 (45)	141.1 (64)	147.7 (67)
Operating ambient temperature	Cooling	°C (°F)	-18 to 54 (0 to 129)			
	Heating	°C (°F)	-30 to 24 (-22 to 75)			
Connection Piping/Refrigerant						
Pre-charge length		ft. (m)	25 (7.5)	25 (7.5)	25 (7.5)	25 (7.5)
Additional refrigerant charge		oz/ft. (g/m)	0.2 (20)	0.2 (20)	0.5 (50)	0.5 (50)
Liquid pipe outer diameter		in.	1/4	1/4	1/4	1/4
Gas pipe outer diameter		in.	1/2	1/2	5/8	5/8
Maximum height difference		ft. (m)	49 (15)	49 (15)	66 (20)	98 (30)
Maximum total length		ft. (m)	98 (30)	98 (30)	100 (30)	164 (50)

¹ 1 indoor unit and 1 outdoor unit. Note that each unit is individually packaged.

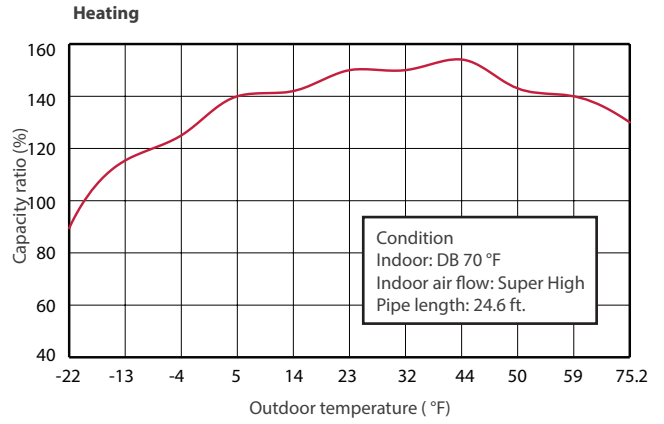
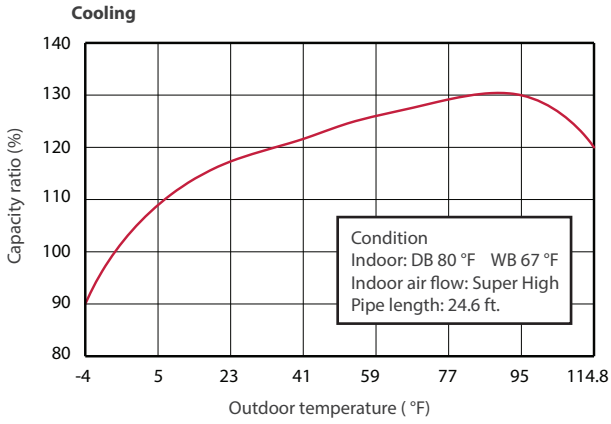
² Cross-Flow Fan Speeds: (T) Turbo / (H) High / (MH) Medium-High / (M) Medium / (ML) Medium-Low / (L) Low / (Q) Quiet.

Options

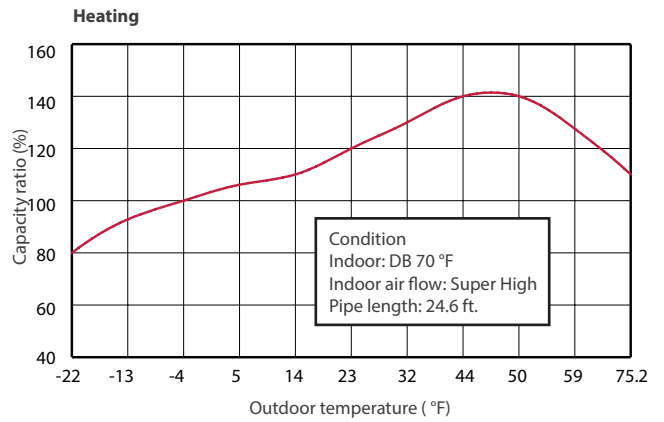
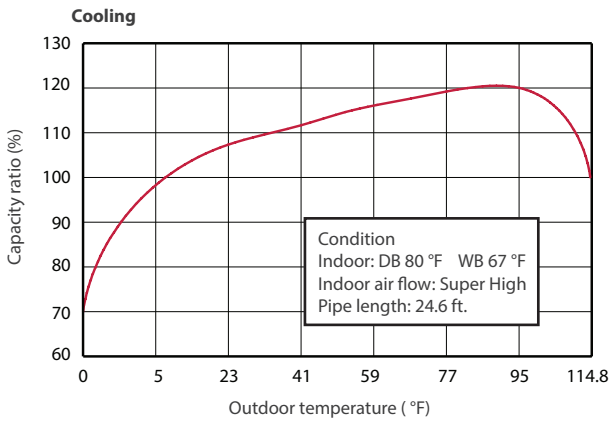
See OTP Options section

Capacity Variation Ratio According to Temperature

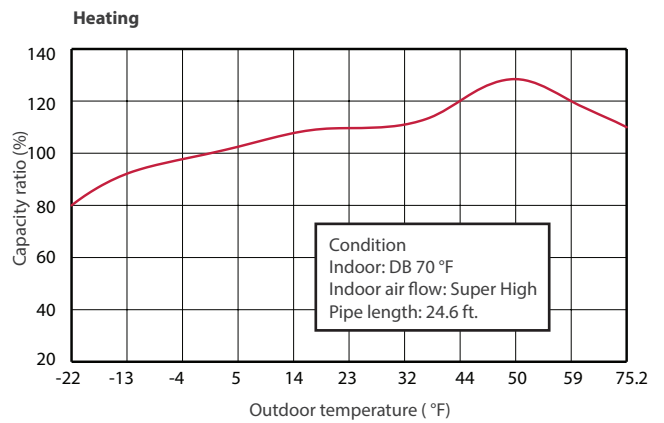
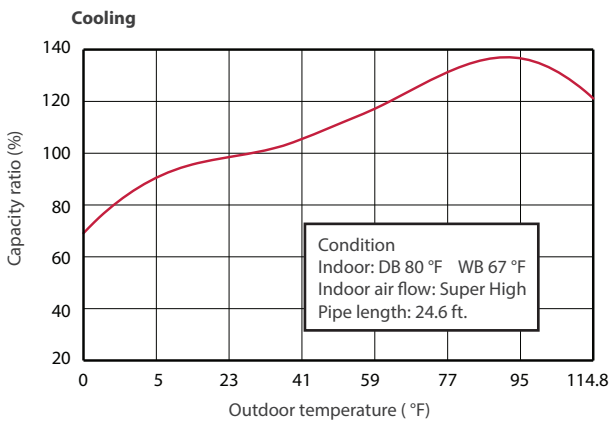
UHD09



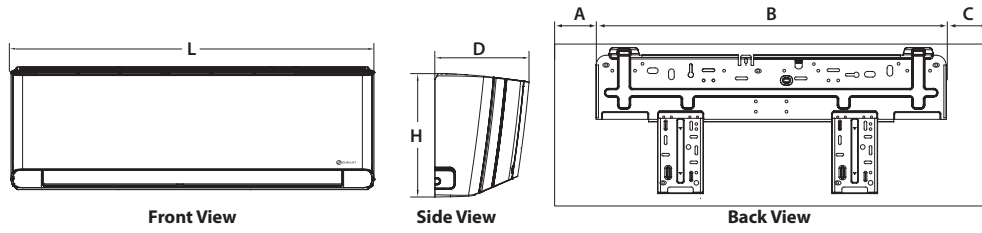
UHD12



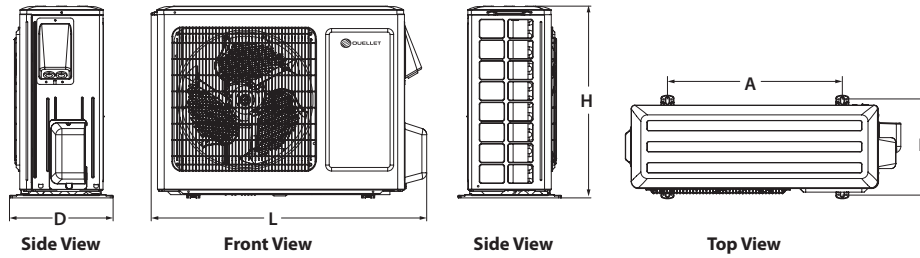
UHD18 & UHD24



Indoor Unit



Outdoor Unit



Indoor Unit	L		H		D		A		B		C	
	in.	mm	in.	mm	in.	mm	in.	mm	in.	mm	in.	mm
UHD09KCH38SB-I UHD12KCH31S-I	39 3/16	970	11 7/8	302	8 7/8	225	4 5/8	117	27	685	7 5/8	194
UHD18KCH25S-I UHD24KCH22S-I	43 3/8	1078	12 7/8	325	9 13/16	246	8 9/16	217	26 15/16	684	7 7/8	199

Outdoor Unit	L		H		D		A		B	
	in.	mm	in.	mm	in.	mm	in.	mm	in.	mm
UHD09KCH38SB-O UHD12KCH31S-O	35 3/8	899	23 1/2	596	14 7/8	378	21 2/3	550	13 1/2	343
UHD18KCH25S-O UHD24KCH22S-O	38 5/8	1000	31 1/8	790	16 13/16	427	24	610	15 9/16	395

OTP-O-R32

Olympia-R32 Ductless Single Zone Heat Pump



Indoor Unit



Outdoor Unit



Performance up to



-29°C
-20°F

Cooling



-30°C
-22°F

Heating

Up to

30 SEER2
IN COOLING

11.2 HSPF2
IN HEATING



Features

Operation mode

- Cooling, heating, dehumidifying, fan and auto.

Nominal capacity

- 9000, 12000, 18000, 24000 BTU/hr.

Voltage

- 230/208V, 60 Hz, 1-phase.

Indoor unit

- High wall installation, dual side connection.
- Plastic housing, standard white.
- 7-speed cross-flow fan (turbo, high, medium-high, medium, medium-low, low and quiet).
- Washable filters.
- A2L leak detection sensor, included.

Outdoor unit

- Variable speed rotary compressor (INVERTER), with overload protection.
- Electronic expansion valve for precise control of refrigerant flow.
- Condenser fins covered with a hydrophilic coating for improved corrosion resistance.
- Large diameter quiet axial-flow fan for more efficient heat exchange.
- Smart pan heater to prevent ice formation.
- Compressor blanket and preheating technology.
- Installation on aluminum wall bracket or ground stand (optional).

Connection piping

- Minimum piping length of 10 ft. (3 m).
- Flared connections.

Control

- Wireless remote included.
- Wired wall controller available.
- Wi-Fi capability.
- Set temperature: 16 to 30 °C (61 to 86 °F).
- Temperature display format: °C or °F.

Warranty

- 10-year basic warranty on parts and 10-year basic warranty on the compressor (labor not included).
- Labour warranty (sold separately) from the 1st to 10th year, on parts and labour with system replacement if the compressor fails.

Application

- Dining room-kitchen, living room, family room, commercial building, office building, condo, restaurant.

Includes



Smart Pan Heater



Crankcase Heater



Fin Coating



Quiet Design



Smart Defrosting



Smart Preheating



Auto Restart



Auto-Clean



Self-Diagnosis



A2L safety sensor



Wall Controller



Sleep Mode



Turbo Mode



Up & Down Swing



Left & Right Swing



Timer



I Feel



Lock



Wireless Remote



Wi-Fi

Optional

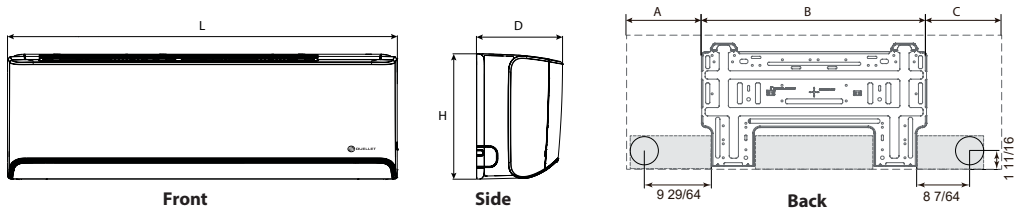
OTP-O-R32

Models

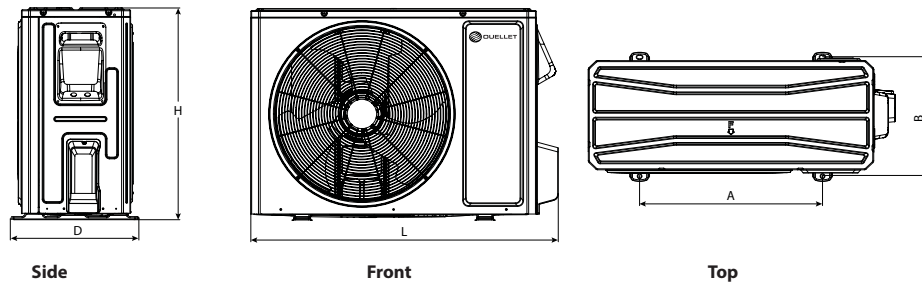
Product # ¹	Indoor Unit Outdoor Unit	OARX-H09A-I OARX-H09A-O	OARX-H12A-I OARX-H12A-O	OARX-H18A-I OARX-H18A-O	OARX-H24A-I OARX-H24A-O	
Technical Performance						
Refrigerant type		R32	R32	R32	R32	
Voltage		Volts	230/208	230/208	230/208	
Cooling capacity	Nominal	W (BTU/hr)	2666 (9100)	3517 (12000)	5276 (18000)	6450 (22000)
	Min. – max.	W (BTU/hr)	400 - 3800 (1365 - 12966)	850 - 4500 (2900 - 15354)	1300 - 7500 (4435 - 25590)	1700 - 9200 (5800 - 31400)
Heating capacity	Nominal	W (BTU/hr)	3106 (10600)	3575 (12200)	5450 (18595)	7000 (24000)
	Min. – max.	W (BTU/hr)	800 - 5000 (2730 - 17060)	900 - 5000 (3071 - 17060)	1500 - 7700 (5118 - 26272)	1700 - 9700 (5800 - 33100)
Used cooling power input	Nominal	W	542	790	1256	1573
	Min. – max.	W	75 – 1250	75 - 1250	150 – 2800	265 – 3150
Used heating power input	Nominal	W	706	786	1362	1803
	Min. – max.	W	160 – 1650	250 – 1750	250 – 3500	320 – 4800
Used rated input		W	1650	1750	3500	4800
Rated current		A	7.6	7.8	16	21.5
MCA		A	11	11	21	25.5
Max. over-current protection (MOCP)		A	15	15	25	30
SEER2		-	30	28	27.5	27
HSPF2		-	11.2	10	10	10
EER2		W/W	15	15.52	13.65	13.31
COP		W/W	4.4	4.55	4	3.9
AHRI number		-	216472855	216472856	216498641	216498640
ENERGY STAR		-	✓	✓	✓	✓
Indoor Unit						
Dehumidification		pt/hr (l/hr)	1.69 (0.80)	2.96 (1.40)	3.80 (1.80)	7.30 (3.50)
Air flow volume		cfm	450 - 860	600 - 960	800 - 1250	600 - 1300
Sound level		dB (A)	23 - 42	27 - 43	35 - 49	36 - 53
Fan motor power output		W	50	50	60	110
Fan motor RLA		A	0.4	0.4	0.7	0.85
Net weight		lb (kg)	33 (15)	33 (15)	38.6 (17.5)	39.6 (18)
Outdoor Unit						
Air flow volume		cfm	3000	3000	3200	4500
Sound level		dB (A)	56	55	59	62
Compressor power input		W	757	757	1358	1775
Compressor LRA		A	20	20	25	38
Compressor RLA		A	7.2	7.2	14.3	18
Fan motor power output		W	40	40	60	90
Fan motor RLA		A	1	1	1.1	1.7
Refrigerant volume (R32)		oz (g)	35.27 (1000)	35.27 (1000)	47.62 (1350)	56.44 (1600)
Net weight		lb (kg)	99.2 (45)	99.2 (45)	141.1 (64)	147.7 (67)
Operating ambient temperature	Cooling	°C (°F)	-29 à 50 (-20 à 122)			
	Heating	°C (°F)	-30 à 30 (-22 à 86)			
Connection Piping/Refrigerant						
Pre-charge length		ft. (m)	25 (7.5)	25 (7.5)	25 (7.5)	25 (7.5)
Additional refrigerant charge		oz/ft. (g/m)	0.18 (16)	0.18 (16)	0.46 (40)	0.46 (40)
Liquid pipe outer diameter		in.	1/4	1/4	1/4	1/4
Gas pipe outer diameter		in.	1/2	1/2	5/8	5/8
Maximum height difference		ft. (m)	82 (25)	82 (25)	82 (25)	82 (25)
Maximum total length		ft. (m)	131 (40)	131 (40)	131 (40)	131 (40)

¹ 1 indoor unit and 1 outdoor unit. Note that each unit is individually packaged.

Indoor Unit



Outdoor Unit



Indoor Unit	L		H		D		A		B		C	
	in.	mm	in.	mm	in.	mm	in.	mm	in.	mm	in.	mm
OARX-H09A-I	39 3/16	970	13 21/32	347	10 1/8	257	8 5/64	205	22 1/8	562	7	203
OARX-H12A-I												
OARX-H18A-I	43 45/64	1110	13 21/32	347	10 1/8	257	10 53/64	275	22 1/8	562	10 3/4	273
OARX-H24A-I												

Outdoor Unit	L		H		D		A		B	
	in.	mm	in.	mm	in.	mm	in.	mm	in.	mm
OARX-H09A-O	34 3/8	873	21 27/32	555	14 7/8	378	20 25/32	528	13 1/2	343
OARX-H12A-O										
OARX-H18A-O	38 25/32	985	26	660	15 53/64	402	22 7/16	570	14 10/16	371
OARX-H24A-O	38 5/8	1000	29 3/8	746	16 13/16	427	24	610	15 9/16	395

Options

See OTP Options section

OTP-MZ Myriad Plus Ductless Multizone Heat Pump



Indoor Units

Outdoor Unit



Performance up to



-30°C
-22°F

Cooling



-30°C
-22°F

Heating

Up to



Features

Operation mode

- Cooling, heating, dehumidifying, fan and auto.

Nominal capacity

- 18000, 24000, 30000, 36000, 42000 BTU/hr.

Voltage

- 230/208V, 60 Hz, 1-phase.

Indoor unit

- High wall installation, dual side connection.
- Plastic housing, standard white.
- Washable filters.

Outdoor unit

- Variable speed rotary compressor (INVERTER), with overload protection.
- Electronic expansion valve for precise control of refrigerant flow.
- Condenser fins covered with a hydrophilic coating for improved corrosion resistance.
- Large diameter quiet axial-flow fan for more efficient heat exchange.
- Smart pan heater to prevent ice formation.
- Compressor blanket and preheating technology.
- Installation on aluminum wall bracket or ground stand (optional).

Connection piping

- Minimum piping length of 10 ft. (3 m).
- Flared connections.

Control

- Wireless remote included with each indoor unit.
- Wired wall controller available.
- Wi-Fi.
- Set temperature: 16 to 30 °C (61 to 86 °F).
- Temperature display format: °C or °F.

Warranty

- 10-year basic warranty on parts and 10-year basic warranty on the compressor (labor not included).
- Labour warranty (sold separately) from the 1st to 10th year, on parts and labour with system replacement if the compressor fails.

Application

- Dining room-kitchen, living room, family room, commercial building, office building, condo, restaurant.

Includes



Smart Pan Heater



Crankcase Heater



Fin Coating



Quiet Design



Smart Defrosting



Smart Preheating



Auto Restart



Auto-Clean



Self-Diagnosis



Sleep Mode



Turbo Mode



Up & Down Swing



Left & Right Swing



Timer



I Feel



Lock



Wireless Remote

Optional



Wall Controller



Wi-Fi

Models - Outdoor Unit

Product #		MPD18KCH21SB-O	MPD24KCH21SB-O	MPD30KCH21SB-O	MPD36KCH21SB-O	MPD42KCH21SB-O	
Technical Performance							
Number of connectable indoor unit		-	1 to 2	2 to 3	2 to 4	2 to 5	
Voltage		Volts	230/208	230/208	230/208	230/208	
Cooling capacity	Nominal	W (BTU/hr)	4982 (17000)	6800 (23200)	8300 (28400)	9970 (34000)	10550 (36000)
	Min. - max.	W (BTU/hr)	2052 - 5744 (7000 - 19600)	2200 - 9200 (7500 - 31400)	2400 - 10000 (8190 - 34100)	2600 - 10500 (8871 - 35826)	2600 - 12000 (8871 - 40944)
Heating capacity	Nominal	W (BTU/hr)	5275 (18000)	7030 (24000)	8792 (30000)	10550 (36000)	11720 (40000)
	Min. - max.	W (BTU/hr)	2052 - 5744 (7000 - 19600)	2200 - 9200 (7500 - 31400)	2400 - 12000 (8188 - 40900)	2600 - 13000 (8871 - 44356)	2600 - 13500 (8871 - 46062)
Used cooling power input	Nominal	W	1420	1860	2270	2830	3000
Used heating power input	Nominal	W	1380	1800	2250	2900	3020
MCA		A	20	25	30	30	30
Max. over-current protection (MOCP)		A	20	25	35	45	45
SEER2		-	21	21	21	21	21
HSPF2		-	10	10	10	10	10
EER2		W/W	3.52	3.66	3.66	3.52	3.52
COP		W/W	3.82	3.91	3.91	3.64	3.88
AHRI number		-	210534127	210534128	210534129	210534130	210534131
ENERGY STAR		-	✓	✓	✓	✓	✓
Air flow volume		cfm	1354	2236	3413	3413	3413
Sound level		dB (A)	64	68	74	74	74
Compressor power input		W	1295	1887	2047	2294	2294
Compressor LRA		A	-	-	-	-	-
Compressor RLA		A	9.95	12.1	14.25	18.2	18.4
Fan motor power output		W	30	60	130	130	130
Refrigerant volume (R32)		oz (g)	45.9 (1300)	84.7 (2400)	105.8 (3000)	130.5 (3700)	134 (3800)
Net weight		lb (kg)	77 (35)	115 (52)	152 (69)	172 (78)	174 (79)
Operating ambient temperature	Cooling	°C (°F)	-30 to 48 (-22 to 118)			-30 to 48 (-22 to 118)	
	Heating	°C (°F)	-30 to 24 (-22 to 75)			-30 to 24 (-22 to 75)	
Connection Piping/Refrigerant							
Pre-charge length		ft. (m)	33 (10)	98 (30)	131 (40)	131 (40)	131 (40)
Additional refrigerant charge		oz/ft. (g/m)	0.2 (20)	0.2 (20)	0.2 (20)	0.2 (20)	0.2 (20)
Max. height difference outdoor to indoor unit		ft. (m)	49 (15)	49 (15)	82 (25)	82 (25)	82 (25)
Max. total length		ft. (m)	131 (40)	197 (60)	262 (80)	262 (80)	328 (100)

OTP-MZ / OTP-P (Pacific)

Models - OTP-P (Pacific) Indoor Unit

Product #		PUD09KCH25S-I	PUD12KCH24S-I	PUD18KCH23S-I	PUD24KCH24S-I
Cooling capacity	Nominal	W (BTU/hr) 2667 (9100)	3517 (12000)	5275 (18000)	6450 (22000)
	Min. – max.	W (BTU/hr) 450 – 3150 (1535 - 10748)	900 – 4132 (3070 - 14100)	1500 - 6200 (5118 - 21154)	2600 - 8200 (8870 - 28000)
Heating capacity	Nominal	W (BTU/hr) 3077 (10500)	3517 (12000)	5275 (18000)	7040 (24000)
	Min. – max.	W (BTU/hr) 1000 – 4300 (3412 - 14671)	900 – 4543 (3071 - 15500)	1500 – 6200 (5118 - 21154)	2100 - 9000 (7200 - 30708)
Dehumidification	pt/hr (l/hr)	1.69 (0.8)	2.96 (1.4)	3.8 (1.8)	5 (2.40)
Air flow volume	cfm	353 / 323 / 294 / 264 / 235 / 176 / 158	400 / 364 / 329 / 288 / 264 / 247 / 229	589 / 500 / 441 / 412 / 383 / 353 / 324	736 / 588 / 530 / 471 / 441 / 412 / 383
	dB (A)	50 / 47 / 45 / 42 / 39 / 36 / 35	53 / 48 / 46 / 44 / 42 / 40 / 37	59 / 53 / 51 / 50 / 47 / 43 / 39	62 / 54 / 52 / 49 / 48 / 46 / 44
Fan motor power output	W	15	15	45	60
Fan motor RLA	A	0.22	0.20	0.35	0.30
Deflector stepper motor power output	W	1.5	1.5	1.5	1.5
Net Weight	lb (kg)	21 (9.5)	21 (9.5)	29 (13.5)	35 (16)

Connection Piping/Refrigerant

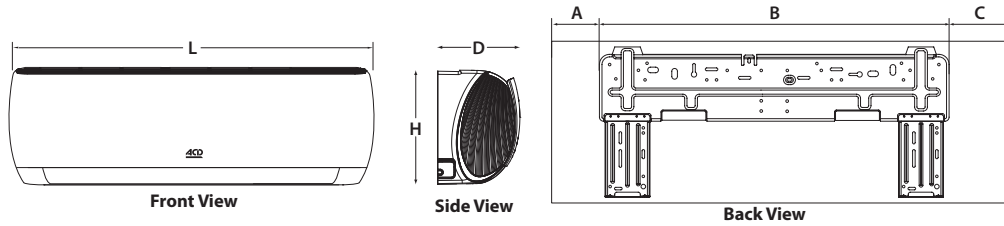
Liquid pipe outer diameter	in.	1/4	1/4	1/4	1/4
Gas pipe outer diameter	in.	3/8	1/2	5/8	5/8

Note that each unit is individually packaged.

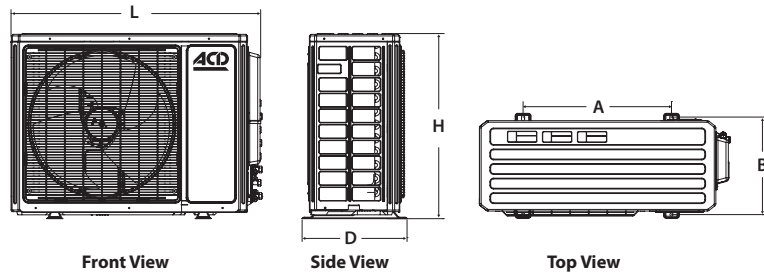
Options

See OTP Options section

Indoor Unit



Outdoor Unit



Indoor Unit	L		H		D		A		B		C	
	in.	mm	in.	mm	in.	mm	in.	mm	in.	mm	in.	mm
PUD09KCH25S-I PUD12KCH24S-I	32 1/2	825	11 1/2	293	7 23/32	196	5 7/8	149	21 5/16	542	8 1/32	204
PUD18KCH23S-I	39 3/16	995	12 1/4	311	8 11/16	221	8 1/2	203	27	686	9 1/4	235
PUD24KCH24S-I	43 1/2	1105	13 7/64	333	9 11/16	246	8 1/2	203	27	686	9 1/4	235

Outdoor Unit	L		H		D		A		B	
	in.	mm	in.	mm	in.	mm	in.	mm	in.	mm
MPD18KCH21SB-O	32 3/8	822	21 11/16	550	13 7/8	352	20 5/32	512	13 5/64	332
MPD24KCH21SB-O	37 15/16	964	26	660	15 13/16	402	22	559	14 1/2	368
MPD30KCH21SB-O										
MPD36KCH21SB-O	40 1/8	1020	32 1/2	826	17 5/16	427	24 13/16	630	14 13/16	376
MPD42KCH21SB-O										

OTP-MZ / OTP-P (Pacific)

To order

1 Choose the outdoor unit based on the system capacity required.


2 Choose the appropriate indoor unit combination by referring to the combination table below.
Refer to the legend to find the product # of the indoor units you want to order.

Note that each unit is individually packaged.

Example:

Outdoor unit required: MPD42KCH21SB-O

Indoor unit combination chosen: 09 + 09 + 12 + 12 + 12



Combination Table

Outdoor Unit	2 Indoor Units		3 Indoor Units		4 Indoor Units		5 Indoor Units	
MPD18KCH21SB-O	09 + 09		09 + 09 + 09		09 + 09 + 09 + 09		09 + 09 + 09 + 09 + 09	
	09 + 12		09 + 09 + 12		09 + 09 + 12 + 12		09 + 09 + 12 + 12 + 12	
	12 + 12		-		-		-	
MPD24KCH21SB-O	09 + 09		09 + 09 + 09		09 + 09 + 09 + 09		09 + 09 + 09 + 09 + 09	
	09 + 12		09 + 09 + 12		09 + 09 + 12 + 12		09 + 09 + 12 + 12 + 12	
	09 + 18		-		-		-	
	12 + 12		-		-		-	
	12 + 18		-		-		-	
MPD30KCH21SB-O	09 + 09		09 + 09 + 09		09 + 09 + 09 + 09		09 + 09 + 09 + 09 + 09	
	09 + 12		09 + 09 + 12		09 + 09 + 12 + 12		09 + 09 + 12 + 12 + 12	
	09 + 18		09 + 09 + 18		09 + 09 + 18 + 18		-	
	12 + 12		09 + 12 + 12		09 + 12 + 12 + 12		-	
	12 + 18		09 + 12 + 18		09 + 12 + 18 + 18		-	
	18 + 18		12 + 12 + 12		12 + 12 + 12 + 12		-	
			12 + 12 + 18		12 + 12 + 18 + 18		-	
			12 + 18 + 18		18 + 18 + 18		-	
			-		-		-	
			-		-		-	
MPD36KCH21SB-O	09 + 09		09 + 09 + 09		09 + 09 + 09 + 09		09 + 09 + 09 + 09 + 09	
	09 + 12		09 + 09 + 12		09 + 09 + 12 + 12		09 + 09 + 12 + 12 + 12	
	09 + 18		09 + 09 + 18		09 + 09 + 18 + 18		-	
	09 + 24		09 + 09 + 24		09 + 09 + 24 + 24		-	
	12 + 12		09 + 12 + 12		09 + 12 + 12 + 12		-	
	12 + 18		09 + 12 + 18		09 + 12 + 18 + 18		-	
	12 + 24		09 + 12 + 24		09 + 12 + 24 + 24		-	
	18 + 18		09 + 18 + 18		09 + 18 + 18 + 18		-	
	18 + 24		09 + 18 + 24		09 + 18 + 24 + 24		-	
	24 + 24		12 + 12 + 12		12 + 12 + 12 + 12		-	
	-		12 + 12 + 18		12 + 12 + 18 + 18		-	
	-		12 + 12 + 24		12 + 12 + 24 + 24		-	
	-		12 + 18 + 18		12 + 18 + 18 + 18		-	
	-		12 + 18 + 24		12 + 18 + 24 + 24		-	
	-		12 + 18 + 18		18 + 18 + 18		-	
		-		-		-		
		-		-		-		
MPD42KCH21SB-O	09 + 09		09 + 09 + 09		09 + 09 + 09 + 09		09 + 09 + 09 + 09 + 09	
	09 + 12		09 + 09 + 12		09 + 09 + 12 + 12		09 + 09 + 12 + 12 + 12	
	09 + 18		09 + 09 + 18		09 + 09 + 18 + 18		09 + 09 + 18 + 18 + 18	
	09 + 24		09 + 09 + 24		09 + 09 + 24 + 24		09 + 09 + 24 + 24 + 24	
	12 + 12		09 + 12 + 12		09 + 12 + 12 + 12		09 + 12 + 12 + 12 + 12	
	12 + 18		09 + 12 + 18		09 + 12 + 18 + 18		-	
	12 + 24		09 + 12 + 24		09 + 12 + 24 + 24		-	
	18 + 18		09 + 18 + 18		09 + 18 + 18 + 18		-	
	18 + 24		09 + 18 + 24		09 + 18 + 24 + 24		-	
	24 + 24		09 + 24 + 24		09 + 24 + 24 + 24		-	
	-		12 + 12 + 12		12 + 12 + 12 + 12		-	
	-		12 + 12 + 18		12 + 12 + 18 + 18		-	
	-		12 + 12 + 24		12 + 12 + 24 + 24		-	
	-		12 + 18 + 18		12 + 18 + 18 + 18		-	
	-		12 + 18 + 24		12 + 18 + 24 + 24		-	
-		18 + 18 + 18		18 + 18 + 18		-		
		-		-		-		
		-		-		-		

The combinations in red represent the combinations that offer 100% performance of the system in heating mode.

It is important that the sum power of the indoor units does not exceed 133% of the power of the outdoor unit.

Legend

Code	BTU/hr	Product # Indoor Unit
09	9000 BTU/hr	PUD09KCH255-I
12	12000 BTU/hr	PUD12KCH245-I
18	18000 BTU/hr	PUD18KCH235-I
24	24000 BTU/hr	PUD24KCH245-I

OTP-MZ-R32

Myriad Plus Ductless Multizone Heat Pump



Ceiling Cassette



Ductable Fan Coil



Indoor Units



Outdoor Unit



Performance up to



Cooling



Heating

Up to



Features

Operation mode

- Cooling, heating, dehumidifying, fan and auto.

Nominal capacity

- 18000, 24000, 30000, 36000, 42000 BTU/hr.

Voltage

- 230/208V, 60 Hz, 1-phase.

Indoor unit

- A2L leak detection sensor, included.
- Washable filters.

Outdoor unit

- Variable speed rotary compressor (INVERTER), with overload protection.
- Electronic expansion valve for precise control of refrigerant flow.
- Condenser fins covered with a hydrophilic coating for improved corrosion resistance.
- Large diameter quiet axial-flow fan for more efficient heat exchange.
- Smart pan heater to prevent ice formation.
- Compressor blanket and preheating technology.
- Installation on aluminum wall bracket or ground stand available in option.

Connection piping

- Minimum piping length of 10 ft. (3 m).
- Flared connections.

Control

- Wireless remote included with each indoor unit.
- Wired wall controller available in option.
- Wi-Fi included.
- Set temperature: 16 to 30 °C (61 to 86 °F).
- Temperature display format: °C or °F.

Warranty

- 10-year basic warranty on parts and 10-year basic warranty on the compressor (labour not included).
- Labour warranty (sold separately) from the 1st to 10th year, on parts and labour with system replacement if the compressor fails.

Application

- Dining room-kitchen, living room, family room, commercial building, office building, condo, restaurant.

Includes



Smart Pan Heater



Crankcase Heater



Fin Coating



Quiet Design



Smart Defrosting



Smart Preheating



Auto Restart



Auto-Clean



Self-Diagnosis



Sleep Mode



Turbo Mode



Up & Down Swing



Timer



I Feel



Lock



Wireless Remote



Wi-Fi



A2L safety

Optional



Wall Controller

OTP-MZ-R32

Models - Outdoor Unit

Product #		OFRM2X1-H18A-O	OFRM3X1-H24A-O	OFRM4X1-H30A-O	OFRM4X1-H36A-O	OFRM5X1-H42A-O	
Technical Performance							
Refrigerant type		R32	R32	R32	R32	R32	
Number of connectable indoor unit		-	1 to 2	2 to 3	2 to 4	2 to 5	
Voltage		Volts	230/208	230/208	230/208	230/208	
Cooling capacity	Nominal	W (BTU/hr)	5275 (18000)	7030 (24000)	8300 (28400)	10550 (36000)	12309 (42000)
	Min. - max.	W (BTU/hr)	2139 - 5803 (7300 - 19800)	2200 - 9200 (7500 - 31400)	2400 - 10000 (8190 - 34100)	2600 - 11987 (8871 - 40900)	2600 - 12983 (8871 - 44300)
Heating capacity	Nominal	W (BTU/hr)	5275 (18000)	7030 (24000)	8792 (30000)	10550 (36000)	12309 (42000)
	Min. - max.	W (BTU/hr)	2139 - 5803 (7300 - 19800)	2200 - 9200 (7500 - 31400)	2400 - 12000 (8188 - 40900)	2600 - 13000 (8871 - 44300)	2600 - 13500 (8871 - 46000)
Used cooling power input	Nominal	W	1500	1850	2075	3000	3230
Used heating power input	Nominal	W	1350	1800	2100	2960	3150
MCA	A	14.5	19.5	23	30	30	
Max. over-current protection (MOCP)	A	20	25	35	45	45	
SEER2	-	21	21	21	21	21	
HSPF2	-	10	10	10	10	10	
EER2	W/W	13.33	13.33	14.28	12.16	13.33	
COP	W/W	3.9	3.9	4.19	3.56	3.9	
AHRI number	-	216453528	216453529	216453530	216453531	216453532	
ENERGY STAR	-	✓	✓	✓	✓	✓	
Air flow volume	cfm	1354	2236	3413	3413	3413	
Sound level	dB (A)	64	68	74	74	74	
Compressor power input	W	1300	1887	2047	3514	3514	
Compressor RLA	A	9.5	12	13.5	19.6	19.6	
Fan motor power output	W	30	60	130	130	130	
Refrigerant volume (R32)	oz (g)	31.8 (880)	60 (1700)	77.62 (2183)	92.24 (2608)	95.24 (2693)	
Net weight	lb (kg)	75 (34.1)	112.5 (51)	145.5 (66)	176.4 (80.2)	178.6 (81.2)	
Operating ambient temperature	Cooling	°C (°F)					-30 to 48 (-22 to 118)
	Heating	°C (°F)					-30 to 24 (-22 to 75)
Connection Piping/Refrigerant							
Pre-charge length	ft. (m)	33 (10)	98 (30)	131 (40)	131 (40)	131 (40)	
Additional refrigerant charge	oz/ft. (g/m)	0.2 (20)	0.2 (20)	0.2 (20)	0.2 (20)	0.2 (20)	
Max. height difference outdoor to indoor unit	ft. (m)	49 (15)	49 (15)	82 (25)	82 (25)	82 (25)	
Max. total length	ft. (m)	131 (40)	197 (60)	262 (80)	262 (80)	328 (100)	

OTP-MZ-R32 / OTP-P-R32 (Pacific R32)

Models - OTP-P-R32 (Pacific R32) Indoor Unit

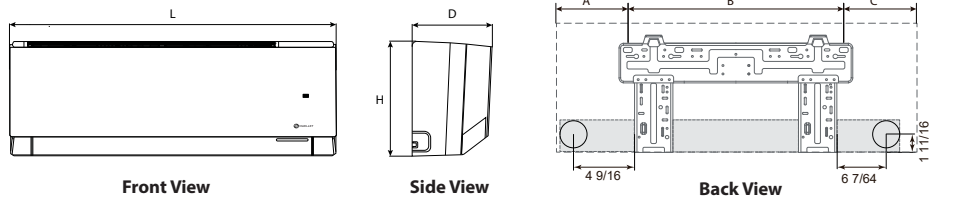
Product #		OCVX-H09A-I	OCVX-H12A-I	OCVX-H18A-I	OCVX-H24A-I	
Cooling capacity	Nominal	W (BTU/hr)	2667 (9100)	3517 (12000)	5275 (18000)	6450 (22000)
	Min. – max.	W (BTU/hr)	800 - 3800 (2730 - 12966)	900 - 4400 (3070 - 15012)	1500 - 6500 (5118 - 22178)	1169 - 8200 (3990 - 28000)
Heating capacity	Nominal	W (BTU/hr)	3077 (10500)	3517 (12000)	5275 (18000)	7040 (24000)
	Min. – max.	W (BTU/hr)	700 - 4400 (2388 - 15013)	900 - 4600 (3071 - 15695)	1300 - 6500 (4436 - 22178)	850 - 8100 (2900 - 27640)
Dehumidification		pt/hr (l/hr)	1.69 (0.8)	2.96 (1.4)	3.6 (1.7)	5 (2.4)
Air flow volume		cfm	129 - 353	212 - 400	324 - 589	235 - 559
Sound level		dB (A)	20 - 41	20 - 43	25 - 40	30 - 48
Fan motor power output		W	15	55	50	50
Fan motor RLA		A	0.22	0.4	0.6	0.7
Net Weight		lb (kg)	21 (9.5)	21 (9.5)	29 (13.5)	35 (16)
Connection Piping/Refrigerant						
Liquid pipe outer diameter		in.	1/4	1/4	1/4	1/4
Gas pipe outer diameter		in.	3/8	1/2	1/2	5/8

Note that each unit is individually packaged.

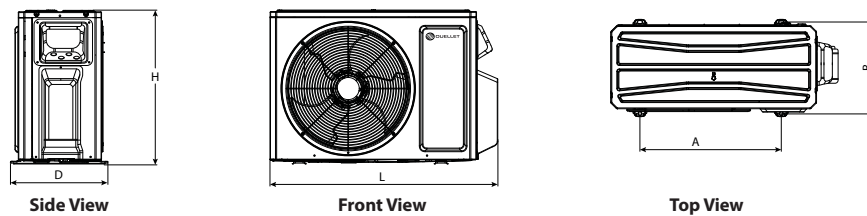
Options

See OTP Options section

Indoor Unit



Outdoor Unit



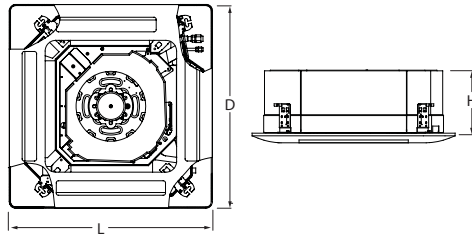
Outdoor Unit	L		H		D		A		B	
	in.	mm	in.	mm	in.	mm	in.	mm	in.	mm
OFRM2X1-H18A-O	32 3/8	822	21 11/16	550	13 7/8	352	20 5/32	512	13 5/64	332
OFRM3X1-H24A-O	37 15/16	964	26	660	15 13/16	402	22 7/16	570	14 39/64	371
OFRM4X1-H30A-O	40 1/8	1020	32 1/2	826	16 13/16	427	25	635	15 19/32	396
OFRM4X1-H36A-O										
OFRM5X1-H42A-O										

Indoor Unit	L		H		D		A		B		C	
	in.	mm	in.	mm	in.	mm	in.	mm	in.	mm	in.	mm
OCVX-H09A-I	32 15/16	837	11 1/2	293	7 7/8	200	4 11/16	119	21 5/16	542	6 15/16	204
OCVX-H12A-I												
OCVX-H18A-I												
OCVX-H24A-I	39 3/32	993	12 1/4	311	8 11/16	221	5 3/64	128	27 55/64	1093	6 13/64	158

OTP-MZ-R32 / Ceiling Cassette and Ductable Fan Coil

Models - Ceiling Cassette Indoor Unit

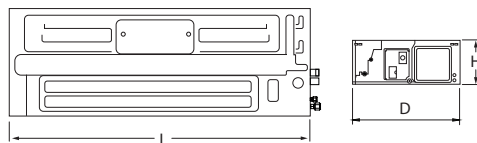
Product # ¹ - Ceiling Cassette		OICX1-H09A-I	OICX1-H12A-I	OICX1-H18A-I	OICX1-H24A-I	
Product # ¹ - Grille		OICGA	OICGA	OICGA	OICGB	
Cooling capacity	Nominal	W (BTU/hr)	2667 (9100)	3517 (12000)	5275 (18000)	6450 (22000)
Heating capacity	Nominal	W (BTU/hr)	3077 (10500)	3517 (12000)	5275 (18000)	7040 (24000)
Dehumidification		pt/hr (l/hr)	2.96 (1.4)	2.96 (1.4)	3.8 (1.8)	5.28 (2.5)
Air flow volume		cfm	206 - 330	206 - 330	206 - 383	471 - 618
Sound level		dB (A)	39 - 50	39 - 50	40 - 54	49 - 55
Net Weight		lb (kg)	37.5 (17)	37.5 (17)	37.5 (17)	63.95 (29)
Liquid pipe outer diameter		in.	1/4	1/4	1/4	3/8
Gas pipe outer diameter		in.	3/8	3/8	1/2	5/8



Indoor Unit	L		H		D	
	in.	mm	in.	mm	in.	mm
OICX1-H09A-I	22 7/16	570	10 7/16	265	22 7/16	570
OICX1-H12A-I						
OICX1-H18A-I						
OICX1-H24A-I	33 5/64	840	9 29/64	240	33 5/64	840

Models - Ductable Fan Coil

Product #		OFCX1-H09A-I	OFCX1-H12A-I	OFCX1-H18A-I	OFCX1-H24A-I	
Cooling capacity	Nominal	W (BTU/hr)	2667 (9100)	3517 (12000)	5275 (18000)	6450 (22000)
Heating capacity	Nominal	W (BTU/hr)	3077 (10500)	3517 (12000)	5275 (18000)	7040 (24000)
Dehumidification		pt/hr (l/hr)	2.96 (1.4)	2.96 (1.4)	3.8 (1.8)	5.28 (2.5)
Air flow volume		cfm	206 - 330	206 - 330	206 - 383	471 - 618
Sound level		dB (A)	39 - 50	39 - 50	40 - 54	49 - 55
Net Weight		lb (kg)	37.5 (17)	37.5 (17)	37.5 (17)	63.95 (29)
Liquid pipe outer diameter		in.	1/4	1/4	1/4	3/8
Gas pipe outer diameter		in.	3/8	3/8	1/2	5/8



Indoor Unit	L		H		D	
	in.	mm	in.	mm	in.	mm
OFCX1-H09A-I	32 43/64	830	11 13/16	300	29 11/16	754
OFCX1-H12A-I						
OFCX1-H18A-I						
OFCX1-H24A-I	44 1/2	1130	11 13/16	300	29 11/16	754

OTP-MZ-R32

To order

1 Choose the outdoor unit based on the system capacity required.

2 Choose the appropriate indoor unit combination by referring to the combination table below.

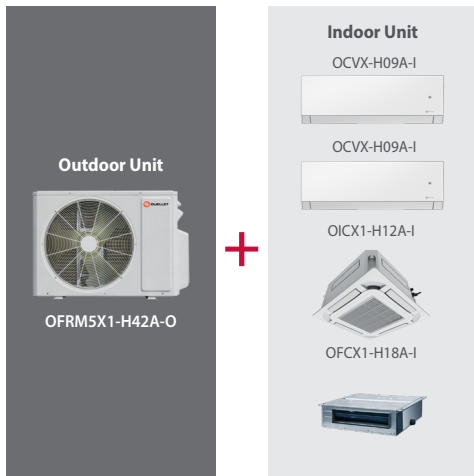
The combination can be made with wall units, ceiling cassettes, or ductable fan coil.

Note that each unit is individually packaged.

Example:

Outdoor unit required: OFRM5X1-H42A-O

Indoor unit combination chosen: 09 + 09 + 12 + 18



Combination Table

Indoor unit	2 Indoor unit	3 Indoor unit	4 Indoor unit	5 Indoor unit
OFRM2X1-H18A-O	09 + 09	09 + 09 + 09	09 + 09 + 09 + 09	09 + 09 + 09 + 09 + 09
	09 + 12	09 + 09 + 12	09 + 09 + 09 + 12	09 + 09 + 09 + 09 + 12
	12 + 12	09 + 09 + 18	09 + 09 + 09 + 18	09 + 09 + 09 + 09 + 18
OFRM3X1-H24A-O	09 + 09	09 + 09 + 09	09 + 09 + 09 + 09	09 + 09 + 09 + 09 + 09
	09 + 12	09 + 09 + 12	09 + 09 + 09 + 12	09 + 09 + 09 + 09 + 12
	09 + 18	09 + 09 + 18	09 + 09 + 09 + 18	09 + 09 + 09 + 09 + 18
	12 + 12	09 + 12 + 12	09 + 12 + 12	09 + 12 + 12
OFRM4X1-H30A-O	12 + 18	09 + 12 + 18	09 + 12 + 18	-
	12 + 24	09 + 12 + 24	09 + 12 + 24	-
	18 + 24	12 + 12 + 18	12 + 12 + 18	-
	18 + 24	12 + 12 + 18	12 + 12 + 18	-
	18 + 24	12 + 12 + 18	12 + 12 + 18	-
	18 + 24	12 + 12 + 18	12 + 12 + 18	-
OFRM4X1-H36A-O	09 + 09	09 + 09 + 09	09 + 09 + 09 + 09	09 + 09 + 09 + 09 + 09
	09 + 12	09 + 09 + 12	09 + 09 + 09 + 12	09 + 09 + 09 + 09 + 12
	09 + 18	09 + 09 + 18	09 + 09 + 09 + 18	09 + 09 + 09 + 09 + 18
	09 + 24	09 + 09 + 24	09 + 09 + 09 + 24	09 + 09 + 09 + 09 + 24
	12 + 12	09 + 12 + 12	09 + 09 + 12 + 12	09 + 09 + 12 + 12 + 12
	12 + 18	09 + 12 + 18	09 + 12 + 18	09 + 12 + 12 + 12
	12 + 24	09 + 12 + 24	12 + 12 + 12 + 12	-
	18 + 18	09 + 18 + 18	-	-
	18 + 24	09 + 18 + 24	-	-
	24 + 24	12 + 12 + 12	-	-
OFRM5X1-H42A-O	-	12 + 12 + 18	-	-
	-	12 + 12 + 18	-	-
	-	12 + 18 + 18	-	-
	-	12 + 18 + 18	-	-
	-	12 + 18 + 18	-	-
	-	12 + 18 + 18	-	-
	-	12 + 18 + 18	-	-
	-	12 + 18 + 18	-	-
	-	12 + 18 + 18	-	-
	-	12 + 18 + 18	-	-
	-	12 + 18 + 18	-	-
	-	12 + 18 + 18	-	-
	-	12 + 18 + 18	-	-
	-	12 + 18 + 18	-	-
	-	12 + 18 + 18	-	-

The combinations in red represent the combinations that offer 100% performance of the system in heating mode.

It is important that the sum power of the indoor units does not exceed 133% of the power of the outdoor unit.

The combination table is valid for combinations of ceiling cassettes and ductable units.

Legend

Code	BTU/hr
09	9000 BTU/hr
12	12000 BTU/hr
18	18000 BTU/hr
24	24000 BTU/hr

Product # Kit	Description
OTP-XK76	Programmable wired wall controller
XE75-44/E	Wifi Wired Controller
XE72-44/E	Wifi Wired Controller, including 2 wires
XE71-00/E	Auxillary Heating Dry Contact Control
WK-010WC1	Communicating Wall Thermostat for OTP-F-R32 series
WK-010WD1	7" Color Touchscreen Smart Wall Thermostat
XF30-SXQG01	Fresh air kit for OTP-P R32 heat pump series
ME34-44/G	24V Ductless Adapter Converter
Insulated copper line	
D001412050BLK	1/4" insulated copper line, 50' long
D003812050BLK	3/8" insulated copper line, 50' long
D001212050BLK	1/2" insulated copper line, 50' long
D005812050BLK	5/8" insulated copper line, 50' long
D003412050BLK	3/4" insulated copper line, 50' long
D007812050BLK	7/8" insulated copper line, 50' long
D001412164BLK	1/4" insulated copper line, 164' long
D003812164BLK	3/8" insulated copper line, 164' long
D001212164BLK	1/2" insulated copper line, 164' long
D005812164BLK	5/8" insulated copper line, 164' long
Insulated copper line sets	
CO25121438W	1/2" and 1/4" insulated copper line set kit, 25' long
CO25381438W	3/8" and 1/4" insulated copper line set kit, 25' long
CO25581438W	5/8" and 1/4" insulated copper line set kit, 25' long
CO25583838W	5/8" and 3/8" insulated copper line set kit, 25' long
CO50121438W	1/2" and 1/4" insulated copper line set kit, 50' long
CO50381438W	3/8" and 1/4" insulated copper line set kit, 50' long
CO50581438W	5/8" and 1/4" insulated copper line set kit, 50' long
CO50583838W	5/8" and 3/8" insulated copper line set kit, 50' long
Non-insulated copper line	
C0308050	3/8" non-insulated copper line, 50' long, sold in box of 10 units
Wall bracket	
WBA2416	2 aluminum wall brackets 24" x 16"
SV-ALBR3016	2 aluminum wall brackets 30" x 16", sold in boxes of 6 pairs
Ground stand	
SV-ALGS1426	Aluminum ground stand 14 1/4" x 26"
SV-ALGS1430	Aluminum ground stand 14 1/4" x 30"
SV-ALGS1727-3 ¹	Aluminum ground stand 17 1/8" x 27" (2" x 3" Angle)
No-kink drain line	
SV-NKDL58L50	No-kink drain line 5/8", 165' long

¹ Floor support for central heat pump system.



Programmable wired wall controller



Insulated copper line



Insulated copper line sets



Non-insulated copper line



Wall bracket



Ground stand



No-kink drain line

OTP-F Flexx Central Heat Pump and Cased Coil



Indoor Unit Cased Coil

Indoor Unit Air Handler

Outdoor Units



Performance up to



Cooling



Heating

Up to



Features

Operation mode

- Cooling, heating, dehumidifying, fan and auto.

Nominal capacity

- 24000, 36000, 42000, 60000 BTU/hr.

Voltage

- 230/208V, 60 Hz, 1-phase.

Indoor unit

Air Handler

- Compact and space-saving design.
- Compatible with most standard 24V thermostats on the market.

Cased Coil

- Two sizes available.
- Can be installed horizontally or vertically.
- Can be combined with a gas furnace or blower.

Outdoor unit

- Variable speed rotary compressor (INVERTER), with overload protection.
- Electronic expansion valve for precise control of refrigerant flow.
- Condenser fins covered with a hydrophilic coating for improved corrosion resistance.
- Large diameter quiet axial-flow fan for more efficient heat exchange.

- Smart pan heater to prevent ice formation.
- Compressor blanket and preheating technology.
- Installation on aluminum wall bracket or ground stand (optional).

Connection piping

- Minimum piping length of 24.6 ft. (7.5 m).
- Flared connections.

Control

- Operating temperature:
 - Cooling: -15 to 54 °C (5 to 129 °F).
 - Heating: -30 to 24 °C (-22 to 75 °F).
- Temperature display format: °C or °F.

Warranty

- 10-year basic warranty on parts and 10-year basic warranty on the compressor (labour not included).
- Labour warranty (sold separately) from the 1st to 10th year, on parts and labour with system replacement if the compressor fails.

Application

- Private residence, condo, commercial building, office building, restaurant.

Includes



Self-Diagnosis



Comprehensive Protection



High ESP



Wide Operation Range



High Efficiency



Intelligent Defrosting



Energy Saving Function



Flexible Connecting Pipe Available

Options

Product # Kit	Description
OTP-21-4216-01	Electric heater 10kW
OTP-21-4217-00	Electric heater 15kW
OTP-21-4228-00	Electric heater 20kW
OTP-FKCP	Adaptor for welding option on suction line
OTP-B04537	Terminal block kit
OTP-R02P033	24V thermostat
SV-ALGS1727-3	Aluminum ground stand 17 1/8" X 27" (2" X 3" Angle)



OTP-FKCP



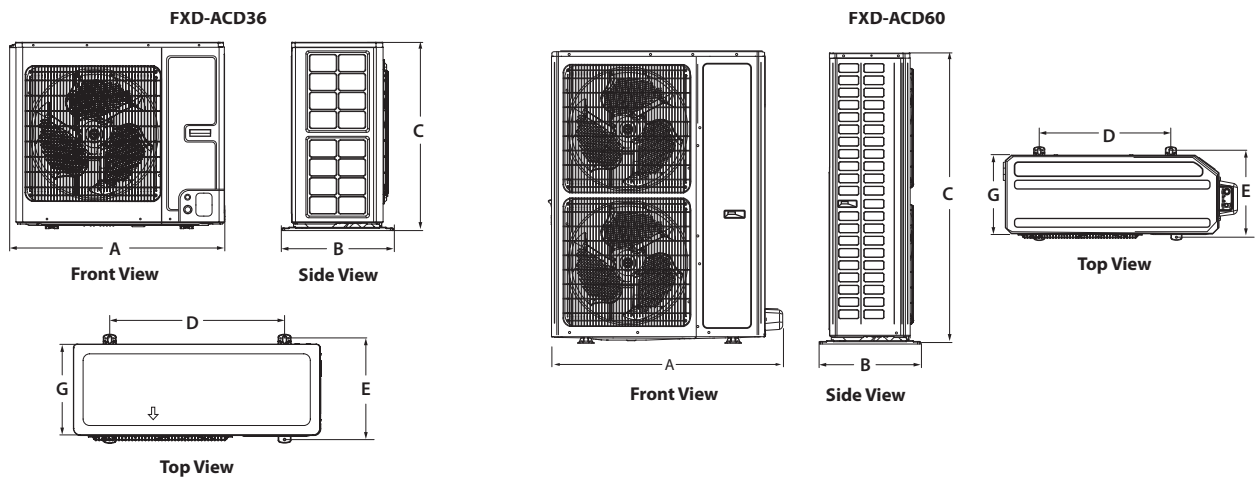
OTP-B04537



OTP-R02P033

Models - Outdoor Unit

Product #		FXD-ACD36		FXD-ACD60		
Technical Performance						
Cooling capacity	Nominal	BTU/hr	24000	36000	48000	54000
	Min. – max.	W (BTU/hr)	3.2 - 10.8 (11000 - 37000)	3.2 - 10.8 (11000 - 37000)	9.96 - 14.65 (34000 - 50000)	9.96 - 15.24 (34000 - 52000)
Heating capacity	Nominal	BTU/hr	24000	36000	48000	54000
	Min. – max.	W (BTU/hr)	2.9 - 11.1 (10000 - 38000)	2.9 - 11.1 (10000 - 38000)	10.26 - 16.12 (35000 - 55000)	10.26 - 17.58 (35000 - 60000)
Power supply		V / Ph / Hz	230/208 / 1 / 60	230/208 / 1 / 60	230/208 / 1 / 60	230/208 / 1 / 60
SEER		-	20	18	18	17
HSPF		-	10.5	10	10.5	10
EER		-	12.5	10	11.5	10.5
COP		-	4	3	3.26	3.46
MCA		A	24	24	35	35
Max. over-current protection (MOCP)		A	35	35	45	45
AHRI number		-	207497901	207497902	207497903	207497904
ENERGY STAR		-	✓	-	-	-
Refrigerant volume (R410A)		lb	9.3	9.3	12.3	12.3
Connection pipes	Liquid	in.	3/8	3/8	3/8	3/8
	Gas	in.	3/4	3/4	3/4	3/4
Net weight		lb (kg)	217 (98.5)	217 (98.5)	308 (140)	308 (140)
Sound level		dB (A)	55 (45 - 56)	57 (45 - 57)	58 (48 - 61)	58 (48 - 61)
Compressor power input		W	3680	3680	6000	6000
Compressor LRA		A	16	16	19	19
Compressor RLA		A	-	-	-	-
Fan motor power output		A	1.5	1.5	1.5 x 2	1.5 x 2
Dimension (L x H x I)	Product	in.	37 x 32 1/4 x 18 1/8	37 x 32 1/4 x 18 1/8	39 3/8 x 53 3/4 x 14 1/2	39 3/8 x 53 3/4 x 14 1/2
	Package	in.	42 x 38 5/16 x 22 9/16	42 x 38 5/16 x 22 9/16	45 x 59 3/8 x 18 7/8	45 x 59 3/8 x 18 7/8
Used heating power input	Nominal	W	1020	1100	1730	2000
	Min. – max.	W	160 - 1350	400 - 1400	580 - 2600	450 - 3000
Operating ambient temperature in cooling		°C (°F)	-15 to 54 (5 to 129)			
Operating ambient temperature in heating		°C (°F)	-30 to 24 (-22 to 75)			
Maximum pipe length between outdoor and indoor units		ft. (m)	99 (30)	99 (30)	99 (30)	99 (30)
Maximum height between outdoor and indoor units		ft. (m)	49 (15)	49 (15)	49 (15)	49 (15)



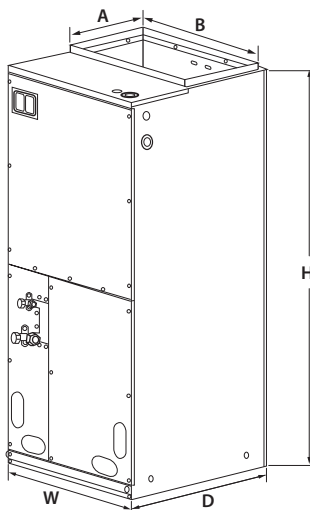
Outdoor Unit	A		B		C		D		E		G	
	in.	mm	in.	mm	in.	mm	in.	mm	in.	mm	in.	mm
FXD-ACD36	37	940	18 1/8	460	32 1/4	820	24	610	19 1/8	486	18 1/8	460
FXD-ACD60	39 3/8	1000	14 1/2	368	53 3/4	1365	24 1/2	620	15 1/2	395	14 1/2	370

Models - Indoor Unit (Air Handler)

Product #		AH224	AH236	AH248	AH260		
Electrical data	Power supply	V / Ph / Hz	230/208 / 1 / 60	230/208 / 1 / 60	230/208 / 1 / 60	230/208 / 1 / 60	
	Supply	Cooling	W	145	180	300	420
	Input current	Cooling	A	1.10	1.33	2.13	2.74
	Max. over-current protection (MOCP)		A	15	15	15	15
	Voltage min./max.		V	187 / 253	187 / 253	187 / 253	187 / 253
Sound level		dB (A)	55	57	58	61	
Refrigerant	Type	R410A					
	Control	Thermal expansion valve					
ENERGY STAR			✓	-	-	-	
Air flow		cfm	960	1000	1380	1600	
		m³/hr	1630	1700	2350	2720	
HPS (High Static Pressure)	Nominal	Pa	25	37	50	50	
		inH2O	0.1	0.148	0.2	0.2	
	Range	Pa	0 to 250	0 to 250	0 to 250	0 to 250	
		inH2O	0 to 1	0 to 1	0 to 1	0 to 1	
Fan motor	Model		B-FGZ370C	B-FGZ370C	B-FGZ750C	B-FGZ750C	
	Transmission type		Direct transmission				
	Speed	RPM	750	820	840	920	
	Electric power	W	0.5	0.5	1	1	
	Full load current (FLA)	A	3	3	5	5	
Fan	Type		Centrifugal				
	Quantity		1				
Evaporator	Material		Copper tube with inner groove – Aluminum fins				
	Surface area	sq. ft. (m²)	4.09 (0.38)	4.09 (0.38)	5.49 (0.51)	5.49 (0.51)	
	Pipe diameter	in.	3/8	3/8	3/8	3/8	
	Fins type		Hydrophilic				
	Dimension (L x H x l)	in.	16 5/16 x 2 x 18	16 5/16 x 2 x 18	16 5/16 x 3 1/2 x 24	16 5/16 x 3 1/2 x 24	
Operating temperature (cooling)		°C (°F)	18 to 27 (64.4 to 80.6)				
System operation control			Wired controller				
Dimension	Unit only (L x H x l)	in.	21 1/4 x 48 1/4 x 21 1/4	21 1/4 x 48 1/4 x 21 1/4	24 3/4 x 57 x 21 1/4	24 3/4 x 57 x 21 1/4	
		mm	660 x 603 x 1280	660 x 603 x 1280	693 x 660 x 1508	693 x 660 x 1508	
Weight	Net	lb (kg)	156 (71)	156 (71)	178 (81)	178 (81)	
	Gross	lb (kg)	170 (77)	170 (77)	192 (87)	192 (87)	

Compatibility table for electrical heating elements

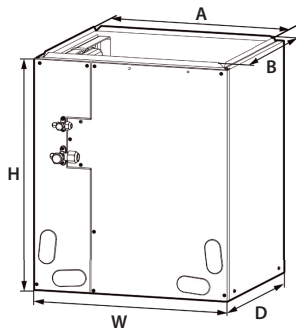
Electric heater power	AH224	AH236	AH248	AH260
10kW	✓	✓	✓	✓
15kW	-	✓	✓	✓
20kW	-	-	✓	✓



Indoor Unit Air Handler	W		D		H		A		B	
	in.	mm	in.	mm	in.	mm	in.	mm	in.	mm
AH224	21 1/4	540	21 1/4	540	48 1/4	1225	11 5/8	295	20	508
AH236	24 3/4	630	21 1/4	540	57	1448	11 5/8	295	20	508

Models - Indoor Unit (Cased Coil)

Product #	Indoor Unit Outdoor Unit	GCAT24F-NAA FXD-ACD36	GCAT36F-NAA FXD-ACD36	GCAT48H-NAA FXD-ACD60	GCAT60H-NAA FXD-ACD60
Technical Performance					
Power supply		V / Ph / Hz 208-230 / 1 / 60			
Cooling capacity	Nominal	W (BTU/hr) 24000	36000	48000	54000
	Min. – max.	W (BTU/hr) 3517 - 7034 (12000 - 24000)	5275 - 10844 (18000 - 37000)	9964 - 14067 (34000 - 48000)	10257 - 15826 (35000 - 54000)
Heating capacity	Nominal	W (BTU/hr) 24000	36000	48000	54000
	Min. – max.	W (BTU/hr) 3517 - 8792 (12000-30000)	5275 - 11137 (18000-38000)	9964 - 15240 (34000 - 52000)	10257 - 17584 (35000 - 60000)
SEER2	-	15.2	15.2	15.2	15.2
HSPF2	-	8.5	8.5	8.5	8.5
EER2	W/W	11	9.5	10	9.5
COP	W/W	4.2	3.5	3.6	3.5
AHRI number	-	213164338	213164339	213164340	213164341
ENERGY STAR	-	✓	-	-	-
Indoor Unit					
Dehumidification		L/hr (pt/hr) 2.85 (6.03)	4.58 (9.68)	4.70 (9.94)	5.74 (12.13)
Air flow volume	Max.	cfm 800	1000	1230	1510
Product dimension	L x H x l	in. 17 1/2 x 23 x 21 1/4 (mm) (445 x 585 x 540)	17 1/2 x 23 x 21 1/4 (445 x 585 x 540)	24 1/2 x 28 1/2 x 21 1/4 (622 x 725 x 540)	24 1/2 x 28 1/2 x 21 1/4 (622 x 725 x 540)
Package dimension	L x H x l	in. 21 x 25 13/16 x 27 1/8 (mm) (535 x 655 x 690)	21 x 25 13/16 x 27 1/8 (535 x 655 x 690)	28 1/8 x 31 5/16 x 27 1/8 (714 x 795 x 689)	28 1/8 x 31 5/16 x 27 1/8 (714 x 795 x 689)
Refrigerant charge		oz 8.8	8.8	8.8	8.8
Weight	Net	lb (kg) 64 (29)	64 (29)	95 (43)	95 (43)
	Gross	lb (kg) 75 (34)	75 (34)	110 (50)	110 (50)
Pre-charge length		ft. (m) 31 (9.5)	31 (9.5)	31 (9.5)	31 (9.5)
Additional refrigerant charge		oz/ft. (g/m) 0.32 (29)	0.32 (29)	0.32 (29)	0.32 (29)
Liquid pipe outer diameter		in. 3/8	3/8	3/8	3/8
Gas pipe outer diameter		in. 3/4	3/4	3/4	3/4
Maximum length between outdoor and indoor units		ft. (m) 164 (50)	164 (50)	164 (50)	164 (50)
Maximum pipe height between outdoor and indoor units		ft. (m) 100 (30)	100 (30)	50 (15)	50 (15)



Indoor Unit Cased Coil	W		D		H		A		B	
	in.	mm	in.	mm	in.	mm	in.	mm	in.	mm
GCAT24F-NAA	17 1/2	445	21 1/4	540	23	585	15 7/8	405	19 3/8	492
GCAT36F-NAA	17 1/2	445	21 1/4	540	23	585	15 7/8	405	19 3/8	492
GCAT48H-NAA	24 1/2	622	21 1/4	540	28 1/2	725	22 7/8	580	19 3/8	492
GCAT60H-NAA	24 1/2	622	21 1/4	540	28 1/2	725	22 7/8	580	19 3/8	492

OTP-F-R32

Flexx R32 Central Heat Pump



Indoor Unit
Air Handler



Outdoor Units

Performance up to



Cooling



Heating

Up to

19 SEER2
IN COOLING

10.5 HSPF2
IN HEATING



Intertek



Features

Operation mode

- Cooling, heating, dehumidifying, fan and auto.

Nominal capacity

- 24000, 36000, 42000, 60000 BTU/hr.

Voltage

- 230/208V, 60 Hz, 1-phase.

Indoor unit

- Compact and space-saving design.
- Compatible with most standard 24V thermostats on the market.
- A2L leak detection sensor, included

Outdoor unit

- Variable speed rotary compressor (INVERTER), with overload protection.
- Electronic expansion valve for precise control of refrigerant flow.
- Condenser fins covered with a hydrophilic coating for improved corrosion resistance.
- Large diameter quiet axial-flow fan for more efficient heat exchange.
- Smart pan heater to prevent ice formation.
- Compressor blanket and preheating technology.
- Installation on aluminum wall bracket or ground stand (optional).

Connection piping

- Minimum piping length of 24.6 ft. (7.5 m).
- Flared connections.

Control

- Operating temperature:
 - Cooling: -15 to 54 °C (5 to 129 °F).
 - Heating: -30 to 24 °C (-22 to 75 °F).
- Temperature display format: °C or °F.

Warranty

- 10-year basic warranty on parts and 10-year basic warranty on the compressor (labour not included).
- Labour warranty (sold separately) from the 1st to 10th year, on parts and labour with system replacement if the compressor fails.

Application

- Private residence, condo, commercial building, office building, restaurant.

Includes



Self-Diagnosis



Comprehensive Protection



High ESP



Wide Operation Range



High Efficiency



Intelligent Defrosting



Energy Saving Function



Flexible Connecting Pipe Available



A2L safety sensor

Options

Product # Kit	Description
21-4227-01	5kW electric auxiliary heat module
21-4216-03	10kW electric auxiliary heat module
21-4217-01	15kW electric auxiliary heat module
21-4228-01	20kW electric auxiliary heat module
OTP-FKCP	Adaptor for welding option on suction line
OTP-B04537	Terminal block kit
OTP-R02P033	24V thermostat



OTP-FKCP



OTP-B04537

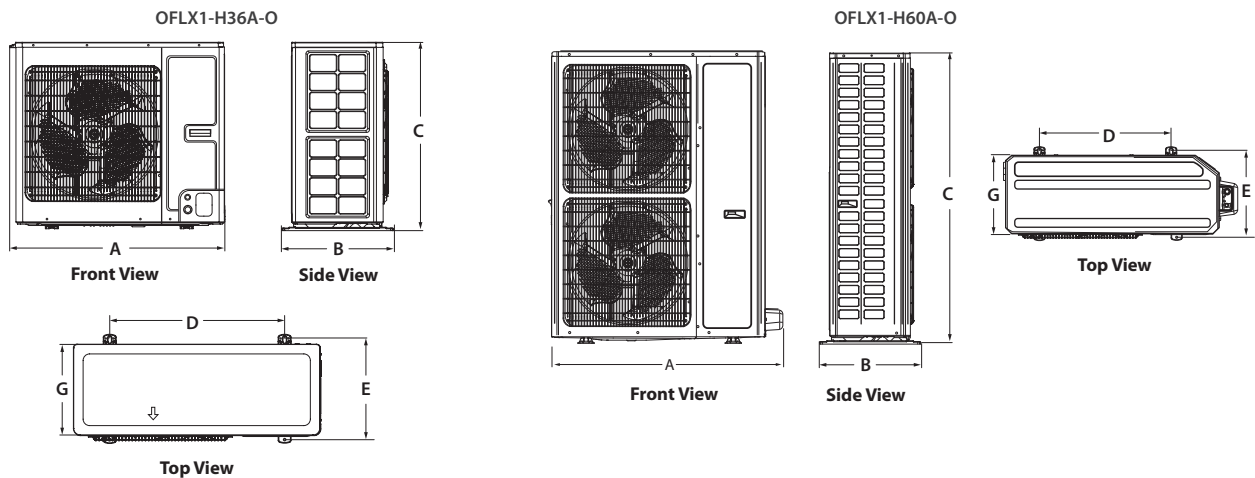


OTP-R02P033

OTP-F-R32

Models - Outdoor Unit

Product #	OFLX1-H36A-O				OFLX1-H60A-O	
Technical Performance						
Refrigerant type	R32				R32	
Cooling capacity	Nominal	BTU/hr	24000	34000	48000	54000
	Min. - max.	W (BTU/hr)	3.5 - 8.8 (12000 - 30000)	3.2 - 10.8 (18000 - 37000)	9.96 - 14.65 (34000 - 50000)	10.26 - 16.12 (35000 - 55000)
Heating capacity	Nominal	BTU/hr	24000	34000	48000	54000
	Min. - max.	W (BTU/hr)	3.5 - 8.8 (12000 - 30000)	5.2 - 11.1 (18000 - 38000)	9.86 - 15.24 (34000 - 52000)	10.26 - 17.58 (35000 - 60000)
Power supply	V / Ph / Hz		230/208 / 1 / 60	230/208 / 1 / 60	230/208 / 1 / 60	230/208 / 1 / 60
SEER2			18	18	19	18.5
HSPF2			10	10	10	10.5
EER			12.5	12	12	11.7
COP			3.6	3.2	3.4	3.4
MCA	A		30	30	45	45
Max. over-current protection (MOCP)	A		27.7	27.7	39.9	39.9
AHRI number			216626170	216440572	216626171	216440574
ENERGY STAR			✓	✓	✓	✓
Refrigerant volume (R32)	lb (oz)		4.4 (102.3)	4.4 (102.3)	8.82 (162.3)	8.82 (162.3)
Connection pipes	Liquid	in.	3/8	3/8	3/8	3/8
	Gas	in.	3/4	3/4	3/4	3/4
Net weight	lb (kg)		187.5 (85)	187.5 (85)	241.4 (109.5)	241.4 (109.5)
Sound level	dB (A)		60	60	62	63
Compressor power input	W		14	19.7	30.1	30.1
Compressor LRA	A		1.5	1.5	1.5 x 2	1.5 x 2
Compressor RLA	A		19.7	19.7	30.1	30.1
Fan motor power output	A		1.5	1.5	1.5 x 2	1.5 x 2
- Cooling nominal power input	A		14.6	22	30	31
- Heating nominal power input	A		19.2	25.6	32	32
Operating ambient temperature in cooling	°C (°F)		-15 to 54 (5 to 129)			
Operating ambient temperature in heating	°C (°F)		-30 to 24 (-22 to 75)			
Maximum pipe length between outdoor and indoor units	ft. (m)		99 (30)	99 (30)	99 (30)	99 (30)
Maximum height between outdoor and indoor units	ft. (m)		49 (15)	49 (15)	49 (15)	49 (15)



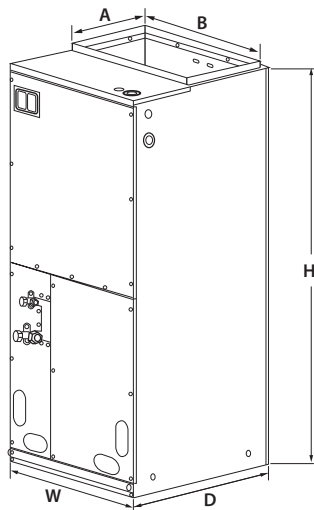
Outdoor Unit	A		B		C		D		E		G	
	in.	mm	in.	mm	in.	mm	in.	mm	in.	mm	in.	mm
OFLX1-H36A-O	38 31/32	990	16 13/16	427	37 51/64	960	29 49/64	756	15 35/64	395	14 9/16	370
OFLX1-H60A-O	35 7/16	900	16 17/64	413	49 39/64	1260	22 7/16	570	14 7/8	378	13 25/64	340

Models - Indoor Unit (Air Handler)

Product #			OAHX1-H24A-I	OAHX1-H36A-I	OAHX1-H48A-I	OAHX1-H60A-I	
Electrical data	Power supply	V / Ph / Hz	230/208 / 1 / 60	230/208 / 1 / 60	230/208 / 1 / 60	230/208 / 1 / 60	
	Supply	Cooling	W	1	1.6	2.1	2.8
	Input current	Cooling	A	1	1.5	1.9	2.5
	Max. over-current protection (MOCP)		A	15	15	15	15
	Voltage min./max.		V	187 / 253	187 / 253	187 / 253	187 / 253
Sound level		dB (A)	50	51	52	53	
Refrigerant	Type		R32				
	Control		Thermal expansion valve				
ENERGY STAR			✓	✓	✓	✓	
Air flow		cfm	760	1000	1200	2550	
		m³/hr	1291	1700	2040	2550	
HPS (High Static Pressure)	Range	Pa	0 to 250	0 to 250	0 to 250	0 to 250	
		inH2O	0 to 1	0 to 1	0 to 1	0 to 1	
Fan motor	Model		B-SWZ150E	B-SWZ150E	B-SWZ120E	B-SWZ120E	
	Transmission type		Direct transmission				
	Speed	RPM	800	800	800	800	
	Electric power	W	124	124	2 x 124	2 x 124	
	Full load current (FLA)	A	3	3	2 x 1.1	2 x 1.1	
Evaporator	Material		Copper tube with inner groove – Aluminum fins				
	Surface area	sq. ft. (m²)	9.94 (0.92)	9.94 (0.92)	11.41 (1.06)	11.41 (1.06)	
	Pipe diameter	in.	3/8	3/8	3/8	3/8	
	Fins type		Hydrophilic				
System operation control			Wired controller				
Weight	Net	lb (kg)	134.5 (61.5)	163 (74)	200.5 (91)	200.5 (91)	
	Gross	lb (kg)	143 (65.5)	178.5 (81)	218 (99)	218 (99)	

Compatibility table for electrical heating elements

Electric heater power	OAHX1-H24A-I	OAHX1-H36A-I	OAHX1-H48A-I	OAHX1-H60A-I
5kW	✓	✓	✓	✓
10kW	-	✓	✓	✓
15kW	-	-	✓	✓
20kW	-	-	✓	✓

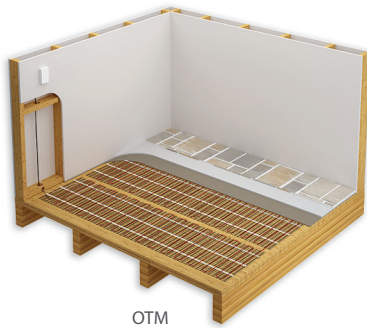


Indoor Unit Air Handler	W		D		H		A		B	
	in.	mm	in.	mm	in.	mm	in.	mm	in.	mm
OAHX1-H24A-I	18 7/64	460	21 1/4	540	43 1/2	1105	11 5/8	295	16 47/64	425
OAHX1-H36A-I	21 1/4	540	21 1/4	540	48 3/16	1224	11 5/8	295	20	508
OAHX1-H48A-I	24 3/4	630	21 1/4	540	52	1321	11 5/8	295	20	508
OAHX1-H60A-I										

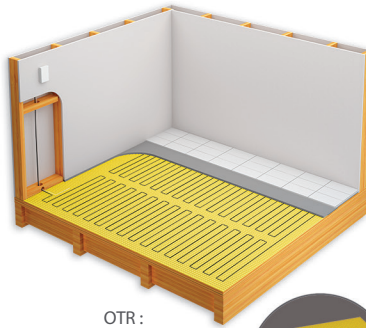
OTM
OTR

Floor Heating Cable on Mat


Floor Heating Cable for Membrane




OTM



OTR :
Uncoupling
membrane
sold in option



In sheet



In Roll



Features

Voltage

- 120V, 240/208V, 1-phase.

Cold lead length

- 10' (3 m).

Control

- Two types of control method possible (see instruction manual for details):
 - Surface heating control with electronic thermostat in floor mode (F) and temperature sensor.
 - Ambient heating control with electronic thermostat in ambient mode with floor limit (A or AF) and temperature sensor.

Note: A ground fault circuit interrupter (GFCI) must be used with this heating device unless exempted by the applicable national and/or local electrical code for the area of installation.

Included materials

- 15' (4.6 m) temperature sensor.
- Measurements table label (to be placed in electrical panel).

Installation

- Never cut or shorten the heating cable.
- For indoor applications only.
- On concrete slab or plywood subfloor.

Application

- Kitchen, bathroom, entrance way, family room, living room.

Warranty

- 25-year warranty on the heating cable.

OTM Features

Construction

- Heating cable made of a twin conductor fastened to an adhesive fibreglass mat for a simpler and faster installation with negligible magnetic field.

Watt density

- 12W/sq. ft. (130W/sq. m), 3" (76 mm) spacing.

Dimension

- Mats of 18 in. (0.46 m) in width offered in several lengths.

OTR Features

Construction

- Heating cable made of a twin conductor for a simpler and faster installation, compatible with uncoupling membrane systems.

Watt density

- 9.6W/sq. ft. (103W/sq. m), 3 3/4" (95 mm) spacing.
- 10W/sq. ft. (108W/sq. m), 3 5/8" (92 mm) spacing.

Installation

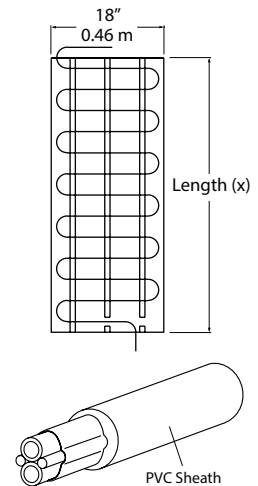
- On uncoupling membrane sold in option. **1, 2**
- **For heating cable installation on uncoupling membrane systems, consult the membrane manufacturer's instructions to ensure that it is compatible with the use of heating cables.**

OTM and OTR Options

Product # Kit	Unit Price	Description
NADCM-M-80	31.00	Fleeceback uncoupling membrane in sheet, 2' 6-5/16" X 3' 3", 8.16 sq. ft., sold in box of 10 sheets
NADCM-M-150	520.00	Fleeceback uncoupling membrane in roll, 46' 9" x 3' 3", 150 sq. ft.
NADCM-S-80	42.00	Uncoupling self-adhesive membrane in sheet, 2' 6-5/16" X 3' 3", 8.16 sq. ft., sold in box of 10 sheets
NADCM-S-150	666.00	Uncoupling self-adhesive membrane in roll, 46' 9" x 3' 3", 150 sq. ft.
OTM-CC	41.00	CableCheck - Electrical fault indicator
OTM-SA	41.00	Adhesive spray to secure the mat on concrete slab, 16.75 oz (474 g)
KIT-SP1	48.00	Repair kit
KIT-CBL-SN	29.00	15 ft. (4.6 m) floor sensor

OTM Models

Watts	Product # ² 240/208V	Product # ² 120V	Cable Diameter (mm)	Price	Covered Surface ¹ Spacing 3" (76 mm)		Length (x)		Weight	
					sq. ft.	sq. m	ft. in.	m	lb	kg
60	-	FHM120-60	3.2	133.00	5	0.5	3' 4"	0.9	2.0	0.9
120	FHM240-120	FHM120-120	3.2	160.00	10	0.9	6' 8"	1.8	2.0	0.9
180	-	FHM120-180	3.2	196.00	15	1.4	10'	3.0	3.0	1.4
240	FHM240-240	FHM120-240	3.2	206.00	20	1.9	13' 4"	4.0	3.0	1.4
300	-	FHM120-300	3.2	256.00	25	2.4	16' 8"	4.9	4.0	1.8
360	FHM240-360	FHM120-360	3.2	296.00	30	2.8	20'	6.1	4.0	1.8
420	-	FHM120-420	3.2	328.00	35	3.3	23' 4"	7.0	5.0	2.3
480	FHM240-480	FHM120-480	3.2	338.00	40	3.8	26' 8"	7.9	5.0	2.3
540	-	FHM120-540	3.2	347.00	45	4.2	30'	9.2	6.0	2.7
600	FHM240-600	FHM120-600	3.2	347.00	50	4.7	33' 4"	10.1	7.0	3.2
720	FHM240-720	FHM120-720	3.2	407.00	60	5.6	40'	12.2	8.0	3.6
840	FHM240-840	FHM120-840	3.2	458.00	70	6.5	46' 8"	14.0	9.0	4.1
960	FHM240-960	FHM120-960	3.2	474.00	80	7.4	53' 4"	16.2	10.0	4.5
1080	FHM240-1080	-	3.2	540.00	90	8.4	60	18.3	11.0	5.0
1200	FHM240-1200	-	3.2	568.00	100	9.3	66	20.1	12.8	5.8
1440	FHM240-1440	-	3.2	633.00	120	11.2	80	24.4	13.0	5.9



OTR Models

Watts	Product # 240/208V	Product # 120V	Cable Diameter (mm)	Price	Covered Surface Depending on Spacing ¹				Cable Length		Weight	
					3 5/8" (92 mm) ³ 10W/ sq. ft.	108W/ sq. m	3 3/4" (95 mm) 9.6W/sq. ft.	103W/ sq. m	ft.	m	lb	kg
85	-	OTR0082	4.3	173.00	9.5	0.9	10.0	0.9	32	9.75	2.6	0.9
120	-	OTR0122	4.3	186.00	12.0	1.1	12.5	1.2	40	12.19	2.6	0.9
150	-	OTR0152	4.3	212.00	16.0	1.5	16.5	1.5	53	16.15	3.1	1.4
170	OTR0170	OTR0172	4.3	222.00	18.5	1.7	19.0	1.8	61	18.59	3.1	1.4
240	OTR0240	OTR0242	4.3	277.00	24.0	2.2	25.0	2.3	80	24.38	3.8	1.6
300	OTR0300	OTR0302	4.3	320.00	30.5	2.8	31.5	2.9	101	30.78	4	1.8
360	OTR0360	OTR0362	4.3	354.00	36.5	3.4	37.5	3.5	120	36.58	4.2	1.9
420	OTR0420	OTR0422	4.3	366.00	42.5	4.0	44.0	4.1	141	42.98	4.9	2.2
475	OTR0475	OTR0472	4.3	375.00	48.5	4.5	50.0	4.6	160	48.77	6	2.7
600	OTR0600	OTR0602	4.3	440.00	60.5	5.6	62.5	5.8	200	60.96	6.9	3.1
720	OTR0720	OTR0722	4.3	495.00	72.5	6.7	75.0	7.0	240	73.15	7.9	3.6
840	OTR0840	OTR0842	4.3	513.00	84.5	7.9	87.5	8.1	280	85.34	8.7	4
960	OTR0960	OTR0962	4.3	584.00	96.5	9.0	100.0	9.3	320	97.54	9.3	4.2
1080	OTR1080	-	4.3	614.00	109.0	10.1	112.5	10.5	360	109.73	10	4.6
1140	-	OTR1142	4.3	654.00	115	10.66	119	11.03	380	115.82	11.6	5.2
1200	OTR1200	-	4.3	685.00	121.0	11.2	125.0	11.6	400	121.92	11	5
1320	-	OTR1322	4.3	692.00	133	12.35	137.5	12.77	440	134.11	13.7	6.2
1440	OTR1440	-	4.3	697.00	145.0	13.5	150.0	13.9	480	146.30	13	5.9
1450	-	OTR1452	4.3	700.00	145	13.5	150	13.9	480	146.30	16	7.2
1500	-	OTR1502	4.3	748.00	151	14	156.5	14.5	500	152.40	17.4	7.9
1600	OTR1600	-	4.3	848.00	169.0	15.7	175.0	16.3	560	170.69	15	6.8
1680	-	OTR1682	4.3	874.00	169.5	15.7	175	16.3	560	170.69	20.3	9.1
1920	OTR1920	-	4.3	964.00	193.5	18.0	200.0	18.6	640	195.07	18	8.2
2280	OTR2280	-	4.3	1102.00	229.5	21.3	237.5	22.1	760	231.65	22	10
2640	OTR2640	-	4.3	1258.00	266.0	24.7	275.0	25.5	880	268.22	26	11.8
2900	OTR2900	-	4.3	1371.00	292.5	27.2	302.5	28.1	968	295.04	30	13.6
3000	OTR3000	-	4.3	1399.00	302.0	28.1	312.5	29.0	1000	304.80	31	14
3360	OTR3360	-	4.3	1553.00	338.5	31.4	350	32.5	1120	341.38	36.9	16.8

¹ Does not represent the surface of the room but rather the surface covered by the floor heating system, excluding fixtures and other spaces to consider.

² The color of the mesh may be different.


³ Spacing with the NADCM membrane when the cable is installed with 3 spacing castellations.

208V = 75% of wattage at 240V.

15' (4.6 m) floor sensor and 10' (3 m) cold lead included.

OWF-R

Floor Heating Cable for Installation with Strapping



Features

Voltage

- 120V, 240/208V, 1-phase.

Cold lead length

- 10' (3 m).

Construction

- Heating cable made of a twin conductor for a simpler and faster installation, with negligible magnetic field.

Watt density

- 12W/sq. ft. (130W/sq. m), 3" (76 mm) spacing.
- 9W/sq. ft. (100W/sq. m), 4" (102 mm) spacing.

Included materials

- Plastic strapping.
- 15' (4.6 m) floor sensor.
- Measurements table label (to be placed in electrical panel).

Installation

- **Never cut or shorten the heating cable.**
- For indoor applications only.
- On concrete slab or plywood subfloor.

Control

- Two types of control method possible (see instruction manual for details):
 - Surface heating control with electronic thermostat in floor mode (F) and temperature sensor.
 - Ambient heating control with electronic thermostat in ambient mode with floor limit (A or AF) and temperature sensor.

Note: A ground fault circuit interrupter (GFCI) must be used with this heating device unless exempted by the applicable national and/or local electrical code for the area of installation.

Warranty

- 25-year warranty on the heating cable.

Application

- Kitchen, bathroom, entrance way, family room, living room.

OWF-R

Models

Watts	Product # Strapping included ¹ 240/208V	Product # Strapping included ¹ 120V	Cable Diameter (mm)	Price	Covered Surface Depending on Spacing ²				Cable length		Strapping length included (ft.)	Weight	
					3" (76 mm)		4" (102 mm)		ft.	m		lb	kg
					12W/sq. ft.	130W/sq. m	9W/sq. ft.	100W/sq. m					
85	-	OWF-R0082	4.3	172.00	8	0.7	11	1.0	32	9.75	25	-	-
120	-	OWF-R0122	4.3	184.00	10	0.9	13	1.2	40	12.19	25	-	-
150	-	OWF-R0152	4.3	208.00	13	1.2	17	1.6	53	16.15	25	-	-
170	OWF-R0170	OWF-R0172	4.3	221.00	15	1.4	20	1.9	61	18.59	25	-	-
240	OWF-R0240	OWF-R0242	4.3	275.00	20	1.9	27	2.5	80	24.38	25	-	-
300	OWF-R0300	OWF-R0302	4.3	315.00	25	2.3	33	3.1	101	30.78	25	-	-
360	OWF-R0360	OWF-R0362	4.3	353.00	30	2.8	40	3.7	120	36.58	50	-	-
420	OWF-R0420	OWF-R0422	4.3	362.00	35	3.3	47	4.3	141	42.98	50	-	-
475	OWF-R0475	OWF-R0472	4.3	370.00	40	3.7	53	5.0	160	48.76	50	-	-
600	OWF-R0600	OWF-R0602	4.3	437.00	50	4.6	67	6.2	200	60.96	50	-	-
720	OWF-R0720	OWF-R0722	4.3	490.00	60	5.6	80	7.4	240	73.15	75	-	-
840	OWF-R0840	OWF-R0842	4.3	506.00	70	6.5	93	8.7	280	85.34	75	-	-
960	OWF-R0960	OWF-R0962	4.3	578.00	80	7.4	107	9.9	320	97.54	75	-	-
1080	OWF-R1080	-	4.3	580.00	90	8.4	120	11.2	360	109.73	100	-	-
1140	-	OWF-R1142	4.3	599.00	95	8.8	127	11.7	380	115.82	100	-	-
1200	OWF-R1200	-	4.3	642.00	100	9.3	133	12.4	400	121.92	100	-	-
1320	-	OWF-R1322	4.3	623.00	110	10.2	147	13.6	440	134.11	100	-	-
1440	OWF-R1440	-	4.3	698.00	120	11.1	160	14.9	480	146.30	100	-	-
1450	-	OWF-R1452	4.3	645.00	120	11.1	160	14.8	480	146.30	100	-	-
1500	-	OWF-R1502	4.3	698.00	125	11.6	167	15.5	500	152.40	125	-	-
1600	OWF-R1600	-	4.3	762.00	140	13.0	187	17.4	560	170.69	125	-	-
1680	-	OWF-R1682	4.3	790.00	140	13.0	187	17.4	560	170.69	125	-	-
1920	OWF-R1920	-	4.3	864.00	160	14.9	213	19.8	640	195.07	125	-	-
2280	OWF-R2280	-	4.3	1025.00	190	17.7	253	23.6	760	231.64	150	-	-
2640	OWF-R2640	-	4.3	1115.00	220	20.4	293	27.2	880	268.22	200	-	-
2900	OWF-R2900	-	4.3	1216.00	242	22.5	323	30.0	968	295.04	200	-	-
3000	OWF-R3000	-	4.3	1251.00	250	23.2	333	30.9	1000	304.80	200	-	-
3360	OWF-R3360	-	4.3	1369.00	280	26.0	374	34.7	1120	341.38	200	-	-

¹ Strapping included. The length of plastic strapping included is based on a square room with strapping every 24" (610 mm).

² Does not represent the surface of the room but rather the surface covered by the floor heating system, excluding fixtures and other spaces to consider. 15' (4.6 m) floor sensor and 10' (3 m) cold lead included.

Options

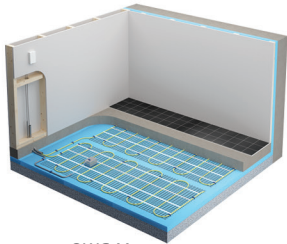
Product # Kit	Price	Description
OTM-CC	41.00	CableCheck - Electrical fault indicator
KIT-SP1	48.00	Repair kit
KIT-CBL-G25	18.00	25 ft. (7.6 m) plastic strapping
KIT-CBL-SN	29.00	15 ft. (4.6 m) floor sensor

OWC-M

OWC-R

Heating Cable for Concrete on Mat


Heating Cable for Concrete in Reel



OWC-M:
Installation under a
4" to 6" concrete slab



OWC-M:
Installation under a
1.5" to 4" concrete topping



OWC-R:
Installation on a
metallic structure
or wire mesh



Training available online www.ouellet.com



Features

Cold lead length

- 8' 2" (2.5 m) cold lead included.
- Optional 50' (15 m) cold lead available upon request.

Control

- Two types of control method possible (see instruction manual for details):
 - Surface heating control with electronic thermostat in floor mode (F) and temperature sensor.
 - Ambient heating control with electronic thermostat in ambient mode with floor limit (A or AF) and temperature sensor.

Note: A ground fault circuit interrupter (GFCI) must be used with this heating device unless exempted by the applicable national and/or local electrical code for the area of installation.

Included materials

- 15' (4.6 m) temperature sensor.
- Measurements table label (to be placed in electrical panel).

Installation

- Never cut or shorten the heating cable.
- For indoor applications only, residential or commercial.
- Installs under a 4" to 6" (10 cm to 15 cm) concrete slab or under a 1.5" to 4" concrete topping (4 cm to 10 cm).

Note: It's highly recommended to insulate the concrete slab in order to avoid heat loss from below (see instruction manual for all installation details).

- Compatible with most floor coverings (check with the dealer or manufacturer).

Warranty

- 20-year warranty on the heating cable.

Application

- Basement, garage, bathroom, kitchen, family room, workshop, pool, shower, entrance way, hospital, hotel, factory, business, restaurant, sunroom, greenhouse, buildings used for housing animals.

OWC-M Features

Voltage

- 240/208V, 347V, 1-phase.

Construction

- Twin conductor heating cable attached to a plastic mat with negligible magnetic field.
- Factory installed on mat at 6" (15 cm) spacing

Watt density

- 11W/sq. ft. (120W/sq. m).

Dimension

- 24" (0.6 m) wide mat available in several lengths.

Included materials

- Plastic floor fasteners (WC-CLP).

Installation

- Installation with or without metallic structure for reinforced concrete.

OWC-R Features

Voltage

- 240/208V, 1-phase.

Construction

- Twin conductor heating cable with negligible magnetic field.

Watt density

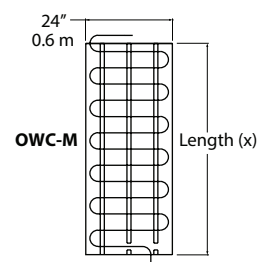
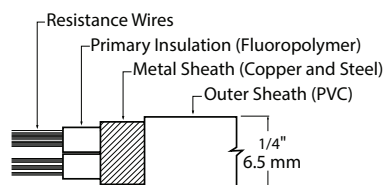
- 11W/sq. ft. (120W/sq. m).

Included materials

- Nylon ties.

Installation

- Requires a metallic structure or wire mesh for installing the heating cable in reinforced concrete.



Models OWC-M

Watts	Product # 240/208V	Price	Product # 347V	Price	Covered Surface ¹		Length (x)		Weight	
					sq. ft.	sq. m	ft. in.	m	lb	kg
150	OWC-M0150	283.00	-	-	14.0	1.3	6'5"	1.9	3.0	1.4
200	OWC-M0200	289.00	-	-	19.0	1.7	8'4"	2.5	3.7	1.7
300	OWC-M0300	300.00	-	-	28.0	2.6	12'6"	3.8	4.0	1.8
400	OWC-M0400	315.00	-	-	38.0	3.5	16'8"	5.1	4.5	2.0
500	OWC-M0500	357.00	-	-	46.5	4.3	20'10"	6.4	5.0	2.3
600	OWC-M0600	376.00	-	-	56.0	5.2	25'	7.6	6.0	2.7
700	OWC-M0700	393.00	-	-	65.5	6.1	29'2"	8.9	7.0	3.1
850	OWC-M0850	421.00	-	-	80.0	7.4	35'5"	10.8	8.0	3.6
950	OWC-M0950	441.00	-	-	89.0	8.3	39'7"	12.1	9.0	4.0
1100	OWC-M1100	490.00	-	-	103.0	9.6	45'10"	14.0	10.0	4.5
1200	OWC-M1200	512.00	-	-	113.0	10.5	50'	15.2	11.0	5.0
1300	OWC-M1300	549.00	-	-	121.5	11.3	54'2"	16.5	12.0	5.4
1400	OWC-M1400	566.00	-	-	130.5	12.1	58'4"	17.8	13.0	6.0
1500	OWC-M1500	576.00	-	-	140.5	13.1	62'6"	19.1	14.0	6.4
1600	OWC-M1600	595.00	-	-	149.5	13.9	66'8"	20.3	15.0	6.8
1700	OWC-M1700	615.00	-	-	159.0	14.8	70'10"	21.6	16.0	7.2
1850	OWC-M1850	663.00	-	-	172.5	16.0	77'1"	23.5	17.0	7.8
2000	OWC-M2000	684.00	OWC-M2007	765.00	187.5	17.4	83'4"	25.4	18.0	8.1
2200	OWC-M2200	718.00	-	-	206.0	19.1	91'6"	27.9	21.0	9.5
2400	OWC-M2400	756.00	OWC-M2407	845.00	225.0	20.9	100'	30.5	23.0	10.4
2550	OWC-M2550	775.00	-	-	239.0	22.2	106'6"	32.5	25.0	11.3
2700	OWC-M2700	799.00	OWC-M2707	920.00	253.0	23.5	112'6"	34.3	28.0	12.7
2850	OWC-M2850	841.00	-	-	267.0	24.8	119'	36.3	30.0	13.6
3000	OWC-M3000	883.00	OWC-M3007	971.00	281.0	26.1	125'	38.1	32.0	14.5
3200	OWC-M3200	924.00	-	-	300.0	27.9	133'6"	40.7	34.0	15.4
3400	OWC-M3400	967.00	OWC-M3407	1065.00	318.5	29.6	141'8"	43.2	36.0	16.3
3600	OWC-M3600	1025.00	-	-	336.0	31.2	150'	45.7	38.0	17.2
3700	-	-	OWC-M3707	1109.00	346.5	32.2	154'2"	47.0	39.0	17.7
4000	-	-	OWC-M4007	1203.00	375.0	34.8	166'8"	50.8	42.0	19.0

¹ Does not represent the room surface but rather the area covered by the cable mat including 3" (7.5 cm) spacing between the mat strips but excluding fixed elements to be bypassed and any other required clearances.
208V = 75% of wattage at 240V.

Models OWC-R

Watts	Product # 240/208V	Price	Covered Surface ¹ Spacing 6" (15 cm)		Cable Length		Weight	
			sq. ft.	sq. m	ft.	m	lb	kg
300	OWC-R0300	300.00	28.0	2.6	56	17.07	4.0	1.8
500	OWC-R0500	357.00	46.5	4.3	93	28.35	5.0	2.3
700	OWC-R0700	393.00	62.5	5.8	125	38.10	7.0	3.1
950	OWC-R0950	441.00	88.0	8.2	176	53.64	9.0	4.0
1300	OWC-R1300	549.00	125.0	11.6	250	76.20	12.0	5.4
1700	OWC-R1700	615.00	156.0	14.5	312	95.10	16.0	7.2
2000	OWC-R2000	684.00	187.0	17.4	374	114.00	18.0	8.1
2400	OWC-R2400	756.00	218.5	20.3	437	133.20	23.0	10.4
3000	OWC-R3000	883.00	279.5	26.0	559	170.38	32.0	14.5
3400	OWC-R3400	967.00	312.5	29.03	625	190.50	36.0	16.3
3700	OWC-R3700 ²	1025.00	341.0	31.7	682	207.87	39.0	17.7
4000	OWC-R4000 ²	1126.00	372.5	34.6	745	227.08	42.0	19.0

¹ Does not represent the room surface but rather the area covered by the cable while leaving a 6" (15 cm) spacing between cables and excluding fixed elements to be bypassed and any other clearance required.

² Not compatible with a floor heating thermostat rated for 15A and less. Requires relay with low voltage thermostat.
208V = 75% of wattage at 240V.

OWC-M and OWC-R Options

Product # Kit	Product # Factory installed*	Price	Description
OTM-CC ¹	-	41.00	CableCheck – Electrical indicator
KIT-WC-CLP	-	20.00	Bag of 50 plastic floor fasteners for heating cable on mat
KIT-SP2	-	49.00	Repair kit
-	50 ²	213.00	Optional 50' (15 m) cold lead

GFCI control panel with contactors and 24V control transformer

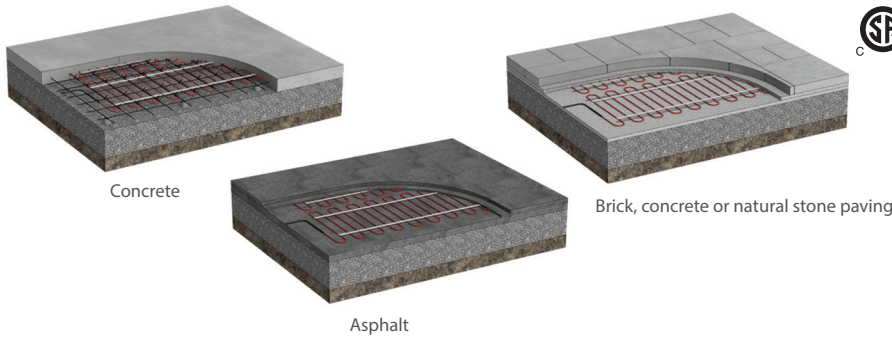
Product # Kit	H x W x D (in.)	Price	Description	Product # Kit	H x W x D (in.)	Price	Description
WC-2CIR-208	16x14x8	5356.00	2 circuits 208V 30A	WC-3CIR-347-347	16x14x8	5892.00	3 circuits 347V 24A
WC-4CIR-208	20x16x8	6454.00	4 circuits 208V 30A	WC-6CIR-347-347	20x16x8	6963.00	6 circuits 347V 24A
WC-6CIR-208	20x16x8	7257.00	6 circuits 208V 30A	WC-9CIR-600-347	30x24x8	9374.00	9 circuits 600V 24A
WC-8CIR-208	24x24x8	8034.00	8 circuits 208V 30A	WC-12CIR-600-347	30x24x8	10766.00	12 circuits 600V 24A
WC-10CIR-208	24x24x8	8998.00	10 circuits 208V 30A				
WC-12CIR-208	24x24x8	9588.00	12 circuits 208V 30A				
WC-2CIR-240	16x14x8	5356.00	2 circuits 240V 30A				
WC-4CIR-240	20x16x8	6454.00	4 circuits 240V 30A				
WC-6CIR-240	24x20x8	7257.00	6 circuits 240V 30A				
WC-8CIR-240	24x20x8	8034.00	8 circuits 240V 30A				
WC-10CIR-240	24x24x8	8998.00	10 circuits 240V 30A				
WC-12CIR-240	24x24x8	9588.00	12 circuits 240V 30A				

* For factory installed options, add the option number to the product number. See the **Product Code** section inside the front cover.

¹ With any OWC order, the accessory OTM-CC can be added free of charge upon customer request.

² Made to order only. Allow additional 9 to 12 weeks lead time.

OWS-T Heating Cable for Snow Melting on Mat



Features

Voltage

- 208V, 240V and 600V, 1-phase.

Construction

- Series heating cable set, twin conductor type.
- Heating cable held as a mat at regular 3" (76 mm) spacing with flexible strips.
- Fluoropolymer/XLPE resistance wire insulation 0.019" (0.5 mm) thick.
- Copper shielding (0.823 sq. mm), serves as ground.
- Polyolefin (EPR) outer sheath insulation 0.08" (2 mm) thick.

Watt density

- 50W/sq. ft. (538W/sq. m) at 208V, 240V and 600V, 3" (76 mm) spacing.

Dimension

- 24" (610 mm) and 36" (914 mm) wide mats offered in several lengths.

Cold lead

- 50' (15 m) long.
- Optional 100' (30 m) cold lead available upon request.
- 12 AWG or 14 AWG (according to maximum allowable load).
- PVC outer sheath insulation 0.03" (0.76 mm) thick.
- 3/8" (9.5 mm) outer diameter.

Included materials

- Measurements table label (to be placed in electrical panel).

Installation

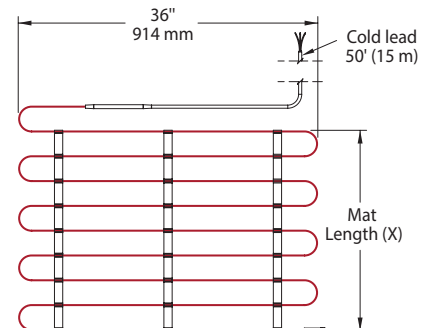
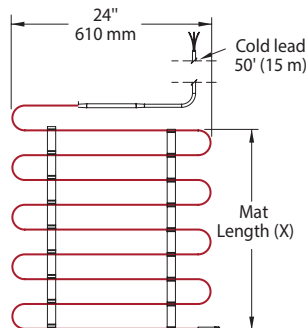
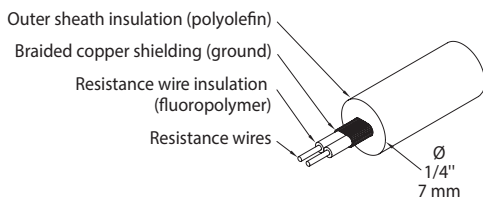
- **Never cut or shorten the heating cable.**
- For outdoor applications only.
- The heating cable must be completely embedded in concrete, asphalt or stone dust under paving.
- Minimum installation temperature -5 °C (23 °F).
- Maximum long-term exposure temperature 105 °C (221 °F).
- Maximum exposure temperature for 10 minutes 220 °C (428 °F).

Warranty

- 10-year warranty on the heating cable.

Application

- Residential driveway, sidewalk, access ramp, underground parking ramp, boarding platforms for animals.



OWS-T

OWS-T 24 in. (610 mm) Wide Models

Watts	Product #						Price	Covered surface ¹		Mat length (X)		Cable length ²		Weight	
	208V	Amp.	240V	Amp.	600V	Amp.		sq. ft.	sq. m	ft.	m	ft.	m	lb	kg
500	OWS-T0508-24	2.40	OWS-T0500-24	2.08	-	-	245.00	11.0	1.0	5	1.5	43	13.1	3.0	1.4
1000	OWS-T1008-24	4.81	OWS-T1000-24	4.17	-	-	413.00	22.0	2.0	10	3.0	86	26.2	5.0	2.3
1500	OWS-T1508-24	7.21	OWS-T1500-24	6.25	OWS-T1506-24	2.50	572.00	32.5	3.0	15	4.6	128	39.0	7.0	3.2
2000	OWS-T2008-24	9.62	OWS-T2000-24	8.33	-	-	734.00	43.5	4.0	20	6.1	171	52.1	10.0	4.5
2500	OWS-T2508-24	12.02	OWS-T2500-24	10.42	-	-	897.00	54.0	5.0	25	7.6	214	65.2	12.5	5.7
3000	OWS-T3008-24	14.42	OWS-T3000-24	12.50	-	-	1061.00	65.0	6.0	30	9.1	257	78.4	15.0	6.8
4000	OWS-T4008-24	19.23	OWS-T4000-24	16.67	OWS-T4006-24	6.67	1385.00	86.5	8.1	40	12.2	342	104.3	20.0	9.1
5000	OWS-T5008-24	24.04	OWS-T5000-24	20.83	OWS-T5006-24	8.33	1716.00	108.5	10.1	50	15.2	428	130.5	25.0	11.4
6000	-	-	OWS-T6000-24	25.00	OWS-T6006-24	10.00	2039.00	130.0	12.1	60	18.3	513	156.4	30.0	13.6

OWS-T 36 in. (914 mm) Wide Models

Watts	Product #						Price	Covered surface ¹		Mat length (X)		Cable length ²		Weight	
	208V	Amp.	240V	Amp.	600V	Amp.		sq. ft.	sq. m	ft.	m	ft.	m	lb	kg
450	OWS-T0458-36	2.16	OWS-T0450-36	1.88	-	-	224.00	9.5	0.9	3	0.9	38	11.6	2.5	1.1
750	OWS-T0758-36	3.61	OWS-T0750-36	3.13	-	-	323.00	16.0	1.5	5	1.5	63	19.2	3.5	1.6
1050	OWS-T1058-36	5.05	OWS-T1050-36	4.38	-	-	413.00	22.0	2.0	7	2.1	88	26.8	5.0	2.3
1500	OWS-T1508-36	7.21	OWS-T1500-36	6.25	-	-	555.00	31.5	2.9	10	3.0	126	38.4	8.0	3.6
2250	-	-	-	-	OWS-T2256-36	3.75	797.00	47.5	4.4	15	4.6	188	57.3	11.5	5.0
3000	OWS-T3008-36	14.42	OWS-T3000-36	12.50	OWS-T3006-36	5.00	1040.00	63.5	5.9	20	6.1	251	76.5	15.0	6.8
4500	OWS-T4508-36	21.63	OWS-T4500-36	18.75	OWS-T4506-36	7.50	1512.00	95.0	8.8	30	9.1	377	114.9	22.5	10.2
6000	-	-	OWS-T6000-36	25.00	OWS-T6006-36	10.00	1989.00	126.5	11.8	40	12.2	502	153.0	30.0	13.6

Installation Options

Product # Kit	Product # Factory installed*	Price	Description
OTM-CC ³	-	41.00	CableCheck – Electrical fault indicator
OW-G82-G	-	58.00	82 ft. galvanized steel strapping
KIT-SP2	-	49.00	Repair kit
KIT-SP4	-	345.00	Extreme case repair kit
-	100 ⁴	257.00	Optional 100' (30 m) cold lead
OWS-CAUT	-	65.00	Caution plate

* For factory installed options, add the option number to the product number. See the **Product Code** section inside the front cover.

¹ Represents the area covered by the mat including 3" (76 mm) spacing between the mat strips but excluding fixed elements to be bypassed and any other required clearances.

² Represents the total length of the heating cable if it is detached from the flexible strips.

³ With any OWS-T order, the accessory OTM-CC can be added free of charge upon customer request.

⁴ Made to order only. Allow additional 9 to 12 weeks lead time.

Controller and Sensor Options

Product # Kit	Price	Description
DS-2C ¹	942.00	Aerial mounted controller with sensor to detect humidity and temperature, 30A: 100V to 277V, 20A: 28VDC
ETF-744-99	218.00	24V outdoor sensor for measuring temperature
ETO2 ¹	875.00	Dual-zone electronic controller, 1-zone: 3 x 16A, 2-zone: 2 x 16A, 120V to 240V
ETO2-BOX	672.00	Mounting box for dual-zone electronic controller ETO2
ETOG	522.00	Ground sensor to detect humidity and temperature with 33 ft. (10 m) side entry cable
ETOG-56	640.00	Ground sensor to detect humidity and temperature with 80 ft. (25 m) bottom entry cable
ETOK-1	131.00	Mounting tube for ground sensor ETOG-56
ETOR-55	425.00	Gutter sensor to detect humidity with 33 ft. (10 m) cable

GFCI control panel with contactors built-in ETO2 and 120+24V control transformers

Product # Kit	H x W x D (in.)	Price	Description
WS-4CIR-208	20x16x8	8677.00	4 circuits 208V 30A
WS-6CIR-208	24x20x8	9534.00	6 circuits 208V 30A
WS-8CIR-208	24x24x8	10552.00	8 circuits 208V 30A
WS-12CIR-208	30x24x8	11328.00	12 circuits 208V 30A
WS-4CIR-240	20x16x8	8677.00	4 circuits 240V 30A
WS-6CIR-240	24x20x8	9534.00	6 circuits 240V 30A
WS-8CIR-240	24x24x8	10552.00	8 circuits 240V 30A
WS-12CIR-240	30x24x8	11328.00	12 circuits 240V 30A

Product # Kit	H x W x D (in.)	Price	Description
WS-3CIR-600-600	24x24x8	9266.00	3 circuits 600V 24A
WS-6CIR-600-600	30x24x8	9909.00	6 circuits 600V 24A
WS-9CIR-600-600	30x24x8	11516.00	9 circuits 600V 24A
WS-12CIR-600-600	30x30x8	12908.00	12 circuits 600V 24A
WS-15CIR-600-600	36x30x10	13899.00	15 circuits 600V 24A

¹ Requires a ground fault circuit interrupter (GFCI) in the electrical panel.

ORF-P 120V Preassembled Constant Wattage Heating Cable for Pipes



Features

Nominal voltage
• 120V.

Linear density
• 7 Watts per foot.

Cold lead length
• 30 in. (0.76 m).

Outer jacket
• PVC.

Bus wire
• Nickel plated copper.

Minimum bend radius
• 5/16 in. (8 mm).

Included hardware
• Built-in bi-metal thermostat energizes the cable when temperature falls below 4 °C (40 °F).
• Grounded 3-pronged plug with indicator light to show when the cable is on.

Installation

- **Never cut or shorten the heating cable.**
- Not for residential use in the United States.
- Installation under the insulation of the pipe
- For indoor and outdoor applications.
- Minimum installation temperature: 0 °C (32 °F).

Warranty

- 1-year basic warranty on the heating cable.

Application

- Metallic and non-metallic pipes.
- Helps to prevent damage caused by frozen pipes.

Models

Product # ¹	Price	Length		Watts
		ft.	m	
ORF-P003	32.00	3	0.9	21
ORF-P006	34.00	6	1.8	42
ORF-P009	41.00	9	2.7	63
ORF-P012	42.00	12	3.7	84
ORF-P015	43.00	15	4.6	105
ORF-P018	47.00	18	5.5	126
ORF-P024	60.00	24	7.3	168
ORF-P030	64.00	30	9.0	210
ORF-P040	88.00	40	12.2	280
ORF-P060	111.00	60	18.3	420
ORF-P080	134.00	80	24.4	560

¹ Must be plugged into a 120V outlet fitted with ground fault protection device (GFCI).

Options

Product # Kit	Price	Description
ELB-02B	63.00	Self-adhesive glass fiber tape, max. temp. = 90 °C (194 °F), 50 m (165 ft.)
ELB-06C	48.00	Self-adhesive aluminum tape, max. temp. = 80 °C (176 °F), 50 m (165 ft.)

ORF-R 120V Preassembled Constant Wattage Heating Cable for Roof and Gutter De-icing



Features

Nominal voltage

- 120V.

Linear density

- 5 Watts per foot.

Cold lead length

- 30 in. (0.76 m).

Outer jacket

- PVC.

Bus wire

- Nickel plated copper.

Minimum bend radius

- 1/2 in. (12 mm).

Included hardware

- Roof clips for cable and spacers.
- Grounded 3-pronged plug with indicator light to show when the cable is on.

Installation

- **Never cut or shorten the heating cable.**
- For residential outdoor applications only.
- Minimum installation temperature: 0 °C (32 °F).

Warranty

- 1-year basic warranty on the heating cable.

Application

- Roof and gutter de-icing.

Models

Product # ¹	Price	Length		Watts
		ft.	m	
ORF-R020	63.00	20	6.1	100
ORF-R030	74.00	30	9.1	150
ORF-R060	81.00	60	18.3	300
ORF-R080	100.00	80	24.4	400
ORF-R100	106.00	100	30.5	500
ORF-R120	124.00	120	36.6	600
ORF-R140	139.00	140	42.7	700
ORF-R160	151.00	160	48.8	800
ORF-R180	175.00	180	54.9	900
ORF-R200	182.00	200	61.0	1000
ORF-R240	195.00	240	73.2	1200

¹ Must be plugged into a 120V outlet fitted with ground fault protection device (GFCI).

Options

Product # Kit	Price	Description
KIT-RF-CLIP	9.00	Roof clips (25) and spacers (15) for constant wattage heating cables
RCR-U	138.00	Roof and gutter sentry for automatic de-icing control with humidity probe

OSR-PI 120V Preassembled Self-Regulating Heating Cable for Pipe Tracing for Freeze Protection and Roof and Gutter De-icing



Features

Nominal voltage
• 120V.

Cold lead length
• 36" (0.9 m).

Outer jacket
• Thermoplastic.

Bus wire
• Nickel plated copper.

Maximum operating temperature (power on)
• 60 °C (140 °F).

Maximum continuous exposure temperature (power off)
• 80 °C (176 °F).

Cable section
• 14,1 mm X 5,6 mm.

Bending radius, minimum
• 25 mm (1 in.).

Included hardware
• Grounded 3-pronged plug with indicator light to show when the cable is on.

Installation

- Never cut or shorten the heating cable
- Installation accessories sold separately.

Minimum installation and start-up temperature

- -25 °C (-13 °F).

Standards

- CSA C22.2.130.03; -WS.
- CAN/CSA 60079-7:12, 60079-0-11.
- ANSI/IEEE 515, 515.

Certification

- CSA C US 2547790

Rating

- Wet rated, for outdoor use (WS).

Warranty

- 1-year basic warranty on the heating cable.

Application

- Freeze protection, roof and gutter, pipes.

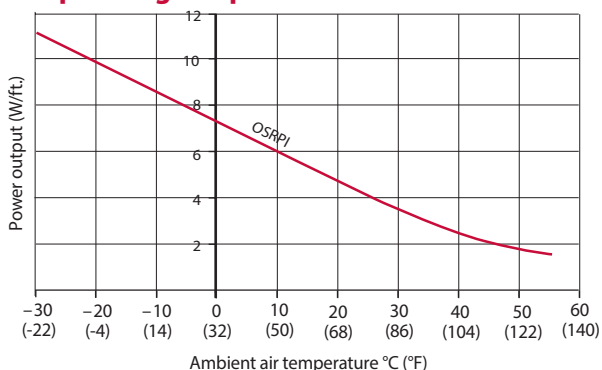
Models

Product # ¹	Price	Length		Nominal power output in air condition at 5 °C (40 °F) ²
		ft.	m	
ECK-7AO-006	130.00	6	1.8	42
ECK-7AO-012	149.00	12	3.6	84
ECK-7AO-018	181.00	18	5.5	126
ECK-7AO-025	210.00	25	7.6	175
ECK-7AO-050	314.00	50	15.2	350
ECK-7AO-075	384.00	75	22.9	525
ECK-7AO-100	520.00	100	30.5	700

¹ Must be plugged into a 120V outlet fitted with ground fault protection device (GFCI).

² Because of the cable's self-regulating properties, the power density can reach up to 11 Watts per foot when buried in snow or ice: "wet density". In this situation, use of a 15 Amp. circuit breaker is valid for all models.


Linear power output in air condition according to operating temperature



Options

Product # Kit	Price	Description
Roof and gutter		
ELB-20	15.00	Downspout 90 ° mounting plate
ELB-21	19.00	Gutter mounting plate
ELB-RCLIP-B	46.00	Roof clips for cable, qty 25
Pipe tracing		
ELB-02B	63.00	Self-adhesive glass fiber tape, max. temp. = 90 °C (194 °F), 50 m (165 ft.)
ELB-06C	48.00	Self-adhesive aluminum tape, max. temp. = 80 °C (176 °F), 50 m (165 ft.)

OSR-NA All Purpose Self-Regulating Heating Cable ELSR-NA



eltherm
innovations in heat tracing



Features

Outer jacket

- Thermoplastic (AO, BO), Fluoropolymer (BOT).

Bus wire

- Nickel plated copper, 16 AWG.

Minimum start-up temperature

- -30 °C (-22 °F).

Maximum operating temperature (power on)

- 60 °C (140 °F).

Maximum continuous exposure temperature (power off)

- 80 °C (176 °F).

Nominal voltage

- 120V, 240/208V, 277V.

Bending radius, minimum

- 25 mm (1 in.).

Installation temperature, minimum

- AO, BO: -45 °C (-45 °F).
- BOT: -25 °C (-13 °F).

Classification

- T 80 °C Db.
- Class I Division 1, Groups A, B, C, D (Contact manufacturer).
- Class I, Division 2, Groups A, B, C, D.
- Class II Division 1 Groups E, F, G (Contact manufacturer).
- Class II, Division 2, Groups E, F, G.
- Class III Division 1, T6.
- Zone 1, AEx 60079-30-1 IIC T6 Gb.
- Zone 1, Ex 60079-30-1 IIC T6 Gb.

Standards

- CSA C22.2.130.03; -WS.
- CAN/CSA 60079-7:12, 60079-0-11.
- ANSI/IEEE 515, 515.
- IEC/IEEE 60079-30-1.
- IEEE 515/CSA 22.2 130-16.
- ANSI/UL 60079-30-1.

Certification

- IECEx EPS 12.0006U.
- 12ATEX1431U.
- CSA C US 2547790.
- FM22US0062X.
- FM22CA0044X.
- CSA C US 2547790.

Rating

- Wet rated, for outdoor use (WS).

Warranty

- 1-year basic warranty on the heating cable.

Application

- Freeze protection, heat tracing instrumentation, pipes, vessel and tanks, chemical and petrochemical industries, food processing, automotive, roof and gutter, sprinkler systems.

Models

Nominal Output W/ft.	Product # ^{1,3} 120V	Outer jacket/Mechanical shield						Nominal Output W/ft.	Product # ^{1,2,3} 240V - 277V	Outer jacket/Mechanical shield						Cable dimension approx. (mm)
		AO	Price/ft.	BO	Price/ft.	BOT	Price/ft.			AO	Price/ft.	BO	Price/ft.	BOT	Price/ft.	
3	ELSR-NA-3-1-XX	✓	7.30	✓	8.85	✓	11.95	4	ELSR-NA-4-2-XX	-	-	-	-	✓	11.95	13.8 x 5.6
5	ELSR-NA-5-1-XX	✓	7.30	✓	8.85	✓	11.95	6	ELSR-NA-6-2-XX	✓	7.30	✓	8.85	✓	11.95	13.8 x 5.6
7	ELSR-NA-7-1-XX	✓	7.30	✓	8.85	✓	11.95	8	ELSR-NA-8-2-XX	✓	7.30	✓	8.85	✓	11.95	14.1 x 5.6
-	-	-	-	-	-	-	-	10	ELSR-NA-10-2-XX	✓	7.30	✓	8.85	✓	11.95	14.1 x 5.6

¹ XX = Outer jacket/Mechanical shield.

AO Aluminum foil and a thermoplastic outer jacket.

BO Protective braid and a thermoplastic outer jacket.

BOT Protective braid and a fluoropolymer outer jacket.

² For operations at 208V, please consult Correction Factors/Multipliers at next page.

³ When ordering, the quantity on the purchase order is equal to the length in feet of the cable required.

E.g.: To order a 500 ft. cable, write 500 for quantity with product code.

Custom cutting service available for all lengths other than 500 ft. and 1000 ft. (minimum of 25 ft.).

Options

See OSR Options and Controls section

Heating circuit length for ELSR-NA models

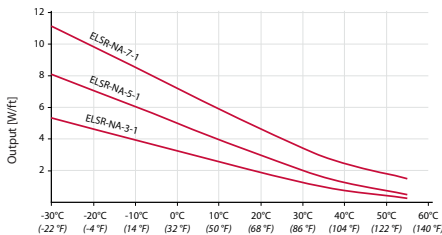
Start-up temperature	CB capacity (A)	Maximum heating circuit (ft.) for											
		120V			240V				277V				
		ELSR-NA-3-1	ELSR-NA-5-1	ELSR-NA-7-1	ELSR-NA-4-2	ELSR-NA-6-2	ELSR-NA-8-2	ELSR-NA-10-2	ELSR-NA-4-2	ELSR-NA-6-2	ELSR-NA-8-2	ELSR-NA-10-2	
10 °C (50 °F)	10	164	125	82	253	151	109	79	218	125	105	71	
	15	246	187	123	380	227	164	118	327	188	158	107	
	20	328	249	164	507	303	219	157	436	251	212	142	
	25	337	274	205	597	378	273	197	514	313	264	178	
	30	337	274	222	597	454	328	236	514	376	317	213	
	35	337	274	222	597	470	383	275	514	389	370	248	
0 °C (32 °F)	40	337	274	222	597	470	422	315	514	389	408	284	
	10	147	112	75	227	137	100	73	195	114	97	66	
	15	221	168	113	341	205	150	110	294	170	145	99	
	20	295	224	151	455	273	200	147	392	226	193	133	
	25	337	274	188	568	342	250	183	489	283	242	165	
	30	337	274	222	597	410	300	220	514	340	290	199	
-10 °C (14 °F)	35	337	274	222	597	470	350	257	514	389	338	232	
	40	337	274	222	597	470	400	293	514	389	386	265	
	10	134	102	69	206	125	93	68	177	104	90	61	
	15	201	153	104	309	188	139	102	266	156	134	92	
	20	268	204	139	412	251	185	136	355	208	179	123	
	25	335	255	173	515	313	232	170	443	259	224	154	
-30 °C (-22 °F)	30	337	274	208	597	376	278	204	514	312	269	184	
	35	337	274	222	597	439	324	238	514	364	313	215	
	40	337	274	222	597	470	371	272	514	389	358	246	
	10	113	87	60	173	107	80	60	149	89	77	54	
	15	170	130	90	260	160	120	90	224	133	116	81	
	20	227	173	120	347	213	160	120	299	176	155	108	
-30 °C (-22 °F)	25	283	217	150	433	267	200	150	373	221	193	135	
	30	337	260	180	520	320	240	180	448	265	232	163	
	35	337	274	210	597	373	280	210	514	309	271	190	
	40	337	274	222	597	427	320	240	514	354	309	217	

Maximum heating circuit ELSR-NA-XX on the following conditions:

- 120/240/277 Voltage
- MCB type QO (100% utilization)
- Voltage drop max. 10%
- Single cable fed 1 end

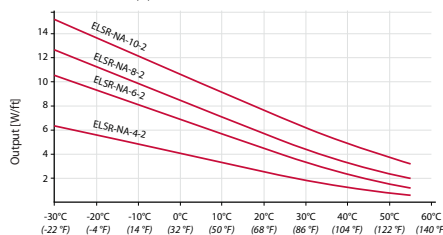
120 VAC

ELSR-NA-xx-1-xx Power (on insulated metallic pipes, in accordance with IEEE 515/CSA 22.2 130-16)



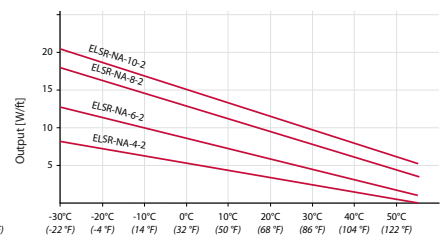
240 VAC

ELSR-NA-xx-2-xx Power (on insulated metallic pipes, in accordance with IEEE 515/CSA 22.2 130-16)



277 VAC

ELSR-NA-xx-2-xx Power (on insulated metallic pipes, in accordance with IEEE 515/CSA 22.2 130-16)



Eltherm® Correction Factors/Multipliers for Operation of Heating Cables in 208V

To calculate the corrected power output for operation in 208V, multiply the published output at 240V (in W/ft.) by the nominal output factor provided for the applicable heating cable type.

To calculate maximum heating circuit lengths for operation in 208V (tables provided in product data sheets), multiply the published max. heating circuit length at 240V provided for the applicable heating cable type.

Heating Cable Correction Factors/ Multipliers	Nominal Output 208V vs. 240V	Heating Circuit Length 208V vs. 240V
ELSR-NA-XX-2	0.88	1.00

Due to the cable's self-regulating properties, the power density increases when exposed to snow or ice.

Nominal power output when exposed to snow and ice

For model ELSR-NA-7-1-XX 120V cable

- In snow and ice
- 11W/ft. @ 50 °F (36W/m @ 10 °C)

- In dry air
- 7W/ft. @ 50 °F (23W/m @ 10 °C)

For model ELSR-NA-8-2-XX 240V cable

- In snow and ice
- 13W/ft. @ 50 °F (42W/m @ 10 °C)

- In dry air
- 8W/ft. @ 50 °F (26W/m @ 10 °C)

OSR-MA Micro Self-Regulating Heating Cable ELSR-MA



Features

Outer jacket

- Thermoplastic (AO, BO), Fluoropolymer (BF).

Bus wire

- Nickel plated copper, 18 AWG.

Minimum start-up temperature

- -30 °C (-22 °F).

Maximum operating temperature (power on)

- 60 °C (140 °F).

Maximum continuous exposure temperature (power off)

- 60 °C (140 °F).

Nominal voltage

- 120V, 240/208V.

Bending radius, minimum

- 25 mm (1 in.).

Installation temperature, minimum

- AO, BO: -45 °C (-49 °F).
- BF: -25 °C (-13 °F).

Standards

- IEEE 515, CSA 22.2 130.03.

Certification

- FM CUS 3050047.

Rating

- Wet rated, for outdoor use (WS) (AO, BO).
- PS (2000 kPa/290 psi) (BF).

Warranty

- 1-year basic warranty on the heating cable.

Application

- Heat tracing of metallic and non-metallic pipes, pumps, vessels and valves, food processing industry, automotive, refrigeration, sprinkler systems, sewage pipes, intake drain pipes, potable water line (BF).

Models

Nominal Output W/ft.	Product #		Outer jacket/Mechanical shield						Cable dimension approx. (mm)
	120V ^{1,3}	240V ^{1,2,3}	AO	Price/ft.	BO	Price/ft.	BF	Price/ft.	
3	ELSR-MA-3-1-XX	ELSR-MA-3-2-XX	✓	6.00	✓	6.75	✓	10.40	7.7 x 6.4
5	ELSR-MA-5-1-XX	ELSR-MA-5-2-XX	✓	6.00	✓	6.75	-	-	8.1 x 5.8

¹ XX = Outer jacket/Mechanical shield.

AO Aluminum foil and a thermoplastic outer jacket.

BO Protective braid and a thermoplastic outer jacket.

BF Protective braid, suitable for use in potable water (certified according to NSF/ANSI 61).

² For operations at 208V, please consult Correction Factors/Multipliers at next page.

³ When ordering, the quantity on the purchase order is equal to the length in feet of the cable required.

E.g.: To order a 500 ft., cable, write 500 for quantity with product code.

Custom cutting service available for all lengths other than 500 ft. and 1000 ft. (minimum of 25 ft.).

Options

See OSR Options and Controls section

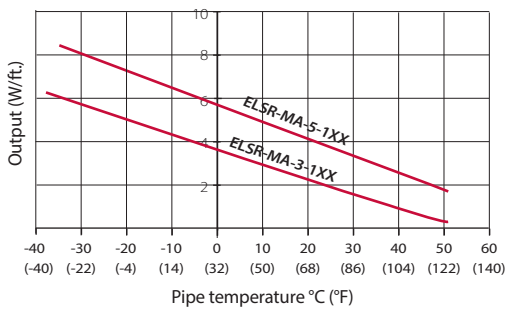
Heating circuit length for ELSR-MA models

Start-up temperature	CB capacity (A)	120V	
		Maximum heating circuit (ft.) for	
		ELSR-MA-3-1-XX	ELSR-MA-5-1-XX
10 °C (50 °F)	10	208	132
	15	233	190
	20	233	190
	25	233	190
0 °C (32 °F)	10	170	110
	15	213	174
	20	213	174
	25	213	174
-10 °C (14 °F)	10	146	94
	15	197	150
	20	197	161
	25	197	161
-30 °C (-22 °F)	10	113	73
	15	172	117
	20	172	141
	25	172	141

Start-up temperature	CB capacity (A)	240V	
		Maximum heating circuit (ft.) for	
		ELSR-MA-3-2-XX	ELSR-MA-5-2-XX
10 °C (50 °F)	10	415	320
	15	415	346
	20	415	346
	25	415	346
0 °C (32 °F)	10	379	273
	15	379	320
	20	379	320
	25	379	320
-10 °C (14 °F)	10	325	239
	15	349	299
	20	349	299
	25	349	299
-30 °C (-22 °F)	10	255	190
	15	307	266
	20	307	266
	25	307	266

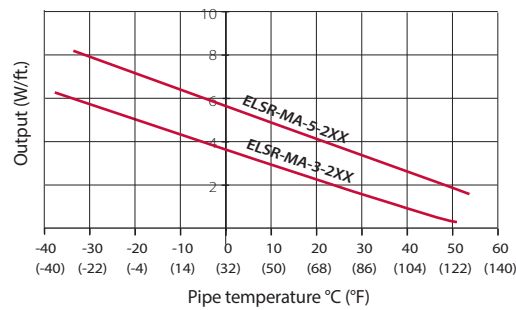
ELSR-MA-XX-1-XX output

(on insulated metallic pipes, in accordance with IEEE 515/CSA 22.2 130-03)



ELSR-MA-XX-2-XX output

(on insulated metallic pipes, in accordance with IEEE 515/CSA 22.2 130-03)



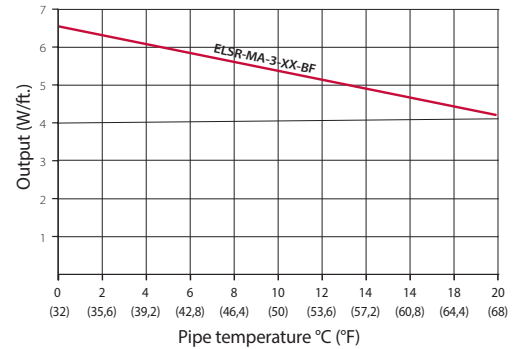
Heating circuit length for ELSR-MA-BF models

Start-up temperature	CB capacity (A)	120V
		Maximum heating circuit (ft.) for
		ELSR-MA-3-1-BF
10 °C (50 °F)	10	139
	15	167
	20	167
	25	167
0 °C (32 °F)	10	112
	15	153
	20	153
25	153	

Start-up temperature	CB capacity (A)	240V
		Maximum heating circuit (ft.) for
		ELSR-MA-3-2-BF
10 °C (50 °F)	10	241
	15	302
	20	302
	25	302
0 °C (32 °F)	10	202
	15	282
	20	282
25	282	

ELSR-MA-3-XX-BF

(in a filled water pipeline)



Maximum heating circuit ELSR-MA-XX on the following conditions:

- 120/240 Voltage
- Voltage drop max. 10%
- MCB type QO (100% utilization)
- Single cable fed 1 end

Eltherm® Correction Factors/Multipliers for Operation of Heating Cables in 208V

To calculate the corrected power output for operation in 208V, multiply the published output at 240V (in W/ft.) by the nominal output factor provided for the applicable heating cable type.

To calculate maximum heating circuit lengths for operation in 208V (tables provided in product data sheets), multiply the published max. heating circuit length at 240V provided for the applicable heating cable type.

Heating Cable Correction Factors/Multipliers	Nominal Output 208V vs. 240V	Heating Circuit Length 208V vs. 240V
ELSR-MA-XX-2	0.82	1.00

OSR-HA High Temperature Self-Regulating Heating Cable ELSR-HA



eltherm®
innovations in heat tracing



Features

Outer jacket

- Fluoropolymer (BOT).

Bus wire

- Nickel plated copper, 16 AWG.

Minimum start-up temperature

- -30 °C (-22 °F).

Maximum operating temperature (power on)

- 120 °C (248 °F).

Maximum continuous exposure temperature (power off)

- 150 °C (302 °F), continuous.
- 200 °C (392 °F), power off for 1000 hr cumulative.

Nominal voltage

- 120V, 240/208V, 277V.

Bending radius, min.

- 25 mm (1 in.).

Installation temperature, min.

- AO, BO : -45 °C (-49 °F).
- BOT : -25 °C (-13 °F).

Classification

- T 200 °C Db.
- Class I Div 1, Groups A, B, C, D (Contact manufacturer).
- Class I, Division 2, Groups A, B, C, D.
- Class II Div 1 Groups E, F, G (Contact manufacturer).
- Class II, Division 2, Groups E, F, G.
- Class III Div 1, T2D/T3.
- Zone1, AEx 60079-30-1 IIC T2D/T3 Gb.
- Zone1, Ex 60079-30-1 IIC T2D/T3 Gb.

Standards

- CSA C22.2.130; -WS.
- CAN/CSA 60079-7:12, 60079-0-11
- ANSI/IEEE 515, 515.
- IEC/IEEE 60079-30-1.
- IEEE 515/CSA 22.2 130-16.
- UL 60079-30-1.

Certification

- IECEx EPS 12.0006U.
- 12ATEX1429U.
- CSA C US 2547790.
- FM22US0062X.
- FM22CA0044X..

Rating

- Wet rated, for outdoor use (WS).

Warranty

- 1-year basic warranty on the heating cable.

Application

- Freeze protection, heat tracing instrumentation, pipes, vessel and tanks, chemical and petrochemical industries, food processing, automotive.

Models

Nominal Output W/ft.	Product #		Outer jacket/Mechanical shield BOT	Price/ft.	Cable dimension approx. (mm)
	120V ^{1,3}	240V/277V ^{1,2,3}			
3	ELSR-HA-3-1-BOT	ELSR-HA-3-2-BOT	✓	27.05	12.4 x 5.9
7	ELSR-HA-7-1-BOT	ELSR-HA-7-2-BOT	✓	27.05	12.4 x 5.9
10	ELSR-HA-10-1-BOT	ELSR-HA-10-2-BOT	✓	27.05	12.4 x 5.9
15	ELSR-HA-15-1-BOT	ELSR-HA-15-2-BOT	✓	27.05	12.4 x 5.9
20	ELSR-HA-20-1-BOT	ELSR-HA-20-2-BOT	✓	27.05	12.4 x 5.9

¹ BOT Protective braid and a fluoropolymer outer jacket.

² For operations at 208V, please consult Correction Factors/Multipliers at next page.

³ When ordering, the quantity on the purchase order is equal to the length in feet of the cable required.

E.g.: To order a 500 ft., cable, write 500 for quantity with product code.

Custom cutting service available for all lengths other than 500 ft. and 1000 ft. (minimum of 25 ft.).

Options

See OSR Options and Controls section

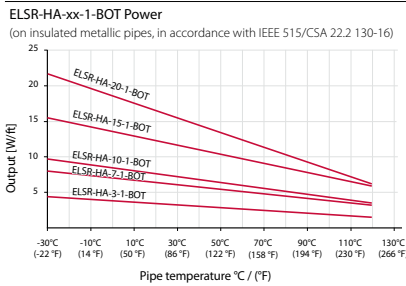
Heating circuit length for ELSR-HA models

Start-up temperature	CB capacity (A)	Maximum heating circuit (ft.) for														
		120V					240V					277V				
		ELSR-HA-3-1	ELSR-HA-7-1	ELSR-HA-10-1	ELSR-HA-15-1	ELSR-HA-20-1	ELSR-HA-3-2	ELSR-HA-7-2	ELSR-HA-10-2	ELSR-HA-15-2	ELSR-HA-20-2	ELSR-HA-3-2	ELSR-HA-7-2	ELSR-HA-10-2	ELSR-HA-15-2	ELSR-HA-20-2
10 °C (50 °F)	10	209	112	92	58	42	519	243	170	104	78	571	298	185	120	102
	15	307	167	138	86	63	697	365	255	156	117	856	447	276	180	153
	20	307	223	185	116	85	697	473	340	207	155	1115	596	368	240	204
	25	307	225	204	145	106	697	473	391	259	194	1115	744	461	300	255
	30	307	225	204	160	127	697	473	391	301	233	1115	847	553	360	306
	35	307	225	204	160	135	697	473	391	301	259	1115	847	645	420	357
0 °C (32 °F)	40	307	225	204	160	135	697	473	391	301	259	1115	847	730	479	408
	10	200	107	89	56	40	488	229	161	99	74	537	280	174	114	97
	15	300	161	133	83	60	697	343	242	149	110	805	420	261	172	145
	20	307	215	178	111	80	697	457	322	198	147	1074	560	348	229	193
	25	307	225	204	139	100	697	473	391	247	184	1115	700	436	286	242
	30	307	225	204	160	120	697	473	391	297	221	1115	840	522	343	290
-10 °C (14 °F)	35	307	225	204	160	135	697	473	391	301	258	1115	847	609	400	338
	40	307	225	204	160	135	697	473	391	301	259	1115	847	697	458	386
	10	192	103	86	54	38	461	216	153	94	70	507	265	165	109	91
	15	288	155	128	81	58	691	323	229	142	105	760	396	248	164	138
	20	307	207	170	107	76	697	431	306	189	140	1014	528	330	219	184
	25	307	225	204	134	95	697	473	382	237	175	1115	661	413	274	230
-30 °C (-22 °F)	30	307	225	204	160	114	697	473	391	284	210	1115	793	496	329	275
	35	307	225	204	160	134	697	473	391	301	245	1115	847	578	384	321
	40	307	225	204	160	135	697	473	391	301	259	1115	847	661	438	368
	10	178	97	79	50	34	414	194	138	87	64	456	237	150	101	84
	15	266	145	118	75	52	622	291	208	130	95	684	357	224	151	125
	20	307	194	158	100	70	697	388	278	174	127	912	475	299	201	167
-30 °C (-22 °F)	25	307	225	198	126	87	697	473	347	217	159	1115	594	374	252	209
	30	307	225	204	150	104	697	473	391	261	191	1115	712	449	302	251
	35	307	225	204	160	122	697	473	391	301	222	1115	831	523	352	292
	40	307	225	204	160	135	697	473	391	301	254	1115	847	599	402	334

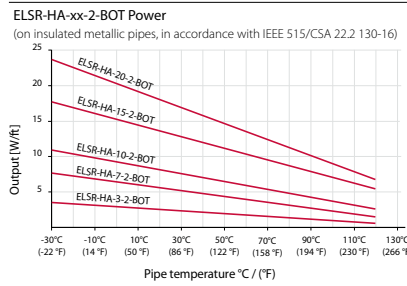
Maximum heating circuit ELSR-HA-XX on the following conditions:

- 120/240/277 Voltage
- Voltage drop max. 10%
- MCB type QO (100% utilization)
- Single cable fed 1 end

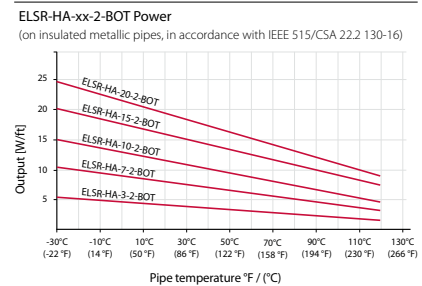
120 VAC



240 VAC



277 VAC



Eltherm® Correction Factors/Multipliers for Operation of Heating Cables in 208V

To calculate the corrected power output for operation in 208V, multiply the published output at 240V (in W/ft.) by the nominal output factor provided for the applicable heating cable type.

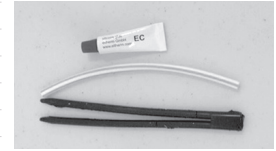
To calculate maximum heating circuit lengths for operation in 208V (tables provided in product data sheets), multiply the published max. heating circuit length at 240V provided for the applicable heating cable type.

Heating Cable Correction Factors/ Multipliers	Nominal Output 208V vs. 240V	Heating Circuit Length 208V vs. 240V
ELSR-HA-XX-2	0.74	1.00


Product # Kit	Price	Description
OSR-NA Series		
ECA-JB1	369.00	Junction box for single connection c/w label and fastener
ECA-JB2	526.00	Junction box for double connection c/w label and fastener
EL-CLIC-P	270.00	Quick connector with supply lead, for 1 to 3 cables
EL-CLIC-S	257.00	Quick connector for direct connection or cold lead connection of 1 to 3 cables
EL-ECN-EX ¹	26.00	End termination for ELSR-NA
EL-SPN-16	38.00	Heat shrink splice-kit suitable for ELSR-NA and cold lead connections
ELAK-3-7	651.00	Junction box with mounting stand for non-hazardous (ordinary) and hazardous locations
ELVB-SRAN	48.00	Power connection without cable gland
ELVB-SRAN-12-PA	67.00	Power connection with plastic /PA12 cable gland/fitting, 1/2" NPT, non-hazardous location
ELVB-SRAN-34-PA	70.00	Power connection with plastic /PA12 cable gland/fitting, 3/4" NPT, non-hazardous location
ELVB-SRAN-34-ST	83.00	Power connection with steel/zinc cable gland/fitting, 3/4" NPT, non-hazardous location
ELVB-SREX-34-HT ¹	225.00	Power connection with nickel plated cable gland, 3/4" NPT, hazardous location
ELVB-SREX-M20-HT ¹	200.00	Power connection with nickel plated cable gland, M20, hazardous location
EX-IT-LAG	546.00	End of line termination device with green LED light and termination kit. NEMA 4X for non-hazardous locations.
EX-IT-LAR	546.00	End of line termination device with red LED light and termination kit. NEMA 4X for non-hazardous locations.
KIT-OSR-DRD-120V	1582.00	Roof drain de-icing kit with 50' of 120V 7w/ft. OSR-NA cable (ELSR-NA-7-1-BO)
KIT-OSR-DRD-240V	1582.00	Roof drain de-icing kit with 50' of 240V 8w/ft. OSR-NA cable (ELSR-NA-8-2-BO)
KIT-OSR-ELSR-NA	96.00	End and power termination kit with warning sticker NA Series
OSR-MA Series (AO and BO outer jacket)		
EL-ECM ¹	25.00	End termination for ELSR-MA
ELVB-SRAM	48.00	Power connection without cable gland
ELVB-SRAM-34-ST	83.00	Power connection with steel/zinc cable gland/fitting, 3/4" NPT, non-hazardous location
KIT-OSR-ELSR-MA	96.00	End and power termination kit with warning sticker MA Series
OSR-MA Series (BF outer jacket)		
EL-ECMF ²	35.00	End termination for ELSR-MA-BF
ELVB-SRAM-34-ST	83.00	Power connection with steel/zinc cable gland/fitting, 3/4" NPT, non-hazardous location
KIT-OSR-ECA-MABF-PH-FIT	58.00	Brass gland cable fitting 3/4" NPT non-hazardous location for MA-BF cable
KIT-OSR-ELSR-MA-BF	108.00	End and power termination kit with warning sticker BF Series
KIT-OSR-MABF-PH-1-CTSOD ³	111.00	Quick connect plumbing kit for 1" OD polyethylene CTS pipes for MA-BF cable
KIT-OSR-MABF-PH-114-CTSOD ³	130.00	Quick connect plumbing kit for 1 1/4" OD polyethylene CTS pipes for MA-BF cable
KIT-OSR-MABF-PH-112-CTSOD ³	170.00	Quick connect plumbing kit for 1 1/2" OD polyethylene CTS pipes for MA-BF cable
KIT-OSR-MABF-PH-34-ID ³	100.00	Quick connect plumbing kit for 3/4" ID polyethylene pipes for MA-BF cable
KIT-OSR-MABF-PH-1-ID ³	130.00	Quick connect plumbing kit for 1" ID polyethylene pipes for MA-BF cable
KIT-OSR-MABF-PH-114-ID ³	147.00	Quick connect plumbing kit for 1 1/4" ID polyethylene pipes for MA-BF cable
KIT-OSR-MABF-PH-112-ID ³	236.00	Quick connect plumbing kit for 1 1/2" ID polyethylene pipes for MA-BF cable
OSR-HA Series		
ECA-JB1	369.00	Junction box for single connection c/w label and fastener
ECA-JB2	526.00	Junction box for double connection c/w label and fastener
EL-ECH-EX ¹	26.00	End termination for ELSR-HA
ELAK-3-7	651.00	Junction box with mounting stand for non-hazardous (ordinary) and hazardous locations
ELVB-SRAH	48.00	Power connection without cable gland
ELVB-SRAH-34-ST	83.00	Power connection with steel/zinc cable gland/fitting, 3/4" NPT, non-hazardous location
ELVB-SREX-34-HT ¹	225.00	Power connection with nickel plated cable gland, 3/4" NPT, hazardous location
ELVB-SREX-M20-HT ¹	200.00	Power connection with nickel plated cable gland, M20, hazardous location
EX-IT-LAG	546.00	End of line termination device with green LED light and termination kit. NEMA 4X for non-hazardous locations.
EX-IT-LAR	546.00	End of line termination device with red LED light and termination kit. NEMA 4X for non-hazardous locations.
KIT-OSR-ELSR-HA	96.00	End and power termination kit with warning sticker HA Series



EL-EC(x)



ELVB-SRA(x)



ELVB-SRA(x)-34-ST




KIT-OSR-ELSR-xx



KIT-OSR-MABF-PH-xx-CTSOD



KIT-OSR-MABF-PH-xx-ID



ECA-JB1



EX-IT-LA(x)

¹ Minimum installation temperature -45 °C (-49 °F).

² Minimum installation temperature -13 °C (-25 °F).

³ Identifying the type of pipe is key to ensuring a simple and effective connection, Ouellet Canada is not responsible for incorrect pipe selection. No returns will be accepted.

Options

Product # Kit	Price	Description
All OSR Series		
Multiple applications		
KIT-OSR-EL-WS03	2.00	Warning label/sign bilingual (English / French)
Roof and gutter		
ELB-20	15.00	Stainless steel downspout 90 ° mounting plate with nylon ties
ELB-21	19.00	Stainless steel gutter mounting plate with nylon ties
ELB-RCLIP-B	46.00	Roof clips black anodized, package of 25
Pipe tracing		
ELB-02B	63.00	Self-adhesive glass fiber tape, max. temp. = 90 °C (194 °F), 165 ft. (50 m)
ELB-06	59.00	Self-adhesive aluminum tape max. temp. 140 °C (284 °F) 165 ft. (50 m)
ELB-06C	48.00	Self-adhesive aluminum tape, max. temp. = 80 °C (176 °F), 165 ft. (50 m)

Controls

Product #	Price	Description
Controller options for roof and gutter for de-icing		
DS-2C ¹	942.00	Aerial mounted controller with sensor to detect humidity and temperature, 30A: 100V to 277V, 20A: 28VDC
DS-8C ¹	1010.00	Aerial mounted controller with sensor to detect temperature and a sensor to detect humidity with 10 ft. (3 m) cable, 30A, 100V to 277V
DS-9C ¹	1010.00	Aerial mounted controller with sensor to detect temperature and a sensor to detect humidity with 10 ft. (3 m) cable, 2 x 30A, 100V to 277V
EX-50	272.00	50 ft. (15 m) extension kit, with connection fittings for humidity sensor
CDP-2	308.00	Interior controller and display for DS products
ETO2 ¹	875.00	Dual-zone electronic controller, 1-zone: 3 x 16A, 2-zone: 2 x 16A, 120V to 240V
ETF-744-99	218.00	24V outdoor sensor for measuring temperature
ETOR-55	425.00	Gutter sensor to detect humidity with 33 ft. (10 m) cable
Controller options for pipe tracing for use in non-hazardous (ordinary) locations		
ECA-E55-R25HT ¹	1717.00	SPDT, NEMA 4X thermostat in molded aluminum housing, 22A at 120/250/480V, with 10 ft. (3 m) stainless steel bulb and capillary
TRF115-005 ¹	184.00	SPDT, NEMA 4X thermostat, range -17 °C to 49 °C (0 °F to 120 °F), 25A at 120/208/240/277V, with 5 ft. (1.5 m) stainless steel bulb and capillary
TRF115-007 ¹	190.00	SPDT, NEMA 4X thermostat, range -35 °C to 38 °C (-30 °F to 100 °F), 25A at 120/208/240/277V, with 8 ft. (2.4 m) copper bulb and capillary
TF115-001 ¹	165.00	NEMA 4X thermostat 25A@120-277V c/w coiled air stainless bulb
TF115-023 ¹	230.00	NEMA 4X thermostat, range -34.4 °C to 37.7 °C (-30 °F to 100 °F), 25A@120-277V, with coiled air stainless bulb
ELTC-14-RTD ¹	952.00	Digital temperature control 20A at 90-260V, including 3-wire RTD (Pt-100) sensing element is 5 x 50 mm with 5 m of fluoropolymer lead wires, range 0 °C to 250 °C (32 °F to 482 °F). Suitable for used with GFPE panels
GPT-130	1704.00	NEMA 4X IP66 electronic single point line sensing heat trace controller 100-277V, 30A c/w built-in 30 mA GFEP and 20 ft. (6 m) lead, 100k ohms at 25 °C(77 °F) thermistor. Range -40 °C to 110 °C (-40 °F to 230 °F)
S1-A	3142.00	NEMA 4X IP67 electronic single point line sensing heat trace controller 100-277V, 30A c/w built-in 30 mA GFEP and 20' (6 m) lead, 10k ohms thermistor, Wi-Fi, Ethernet, Modbus and BACnet ² capabilities
S1-B	2177.00	NEMA 4X IP67 electronic single point line sensing heat trace controller 100-277V, 30A c/w built-in 30 mA GFEP and 20' (6 m) lead, 10k ohms thermistor, Wi-Fi, Ethernet
GATEWAY-PCKG	4795.00	24VDC BACnet gateway assembly with power supply NEMA 4X enclosure with 24VDC transformer for S1 Series
GATEWAY	3473.00	24VDC BACnet gateway stand alone for S1 Series
Controller options for pipe tracing for use in non-hazardous (ordinary) and hazardous locations		
E121-13273 ¹	1764.00	Explosion -proof NEMA 4X 7, 9 and IP66 epoxy painted die cast aluminum line sensing thermostat temperature control 120-480V, 22A, SPDT c/w 10 ft. (3 m) stainless steel capillary,
TM-1SIH1-E5-RTD-A1	2539.00	TraceMate™ I GFCI electronic thermostat for single circuit at 120V, 30A
TM-1DIH2-E5-RTD-A1	3022.00	TraceMate™ I GFCI electronic thermostat for single circuit at 240/208V, 30A
TM-2SIH1-E5-RTD	4256.00	TraceMate™ II GFCI electronic thermostat for dual circuit at 120V, 2 x 30A
TM-2DIH2-E5-RTD	5098.00	TraceMate™ II GFCI electronic thermostat for dual circuit at 240/208V, 2 x 30A
MS-2101 ²	4952.00	MasterTrace Single circuit electronic GFCI controller with double pole, 85V to 300V, 30A, with user interface
MS-2102 ²	5954.00	MasterTrace Double circuit electronic GFCI controller with single pole, 120V or 277V, 2 x 30A, with user interface
RTD-7	430.00	RTD probe for MasterTrace controller
Control panel options		
SR-4CIR-240	6111.00	4 circuits 240V 30A circuit GFEP control panel with contactors and 240-120V control transformer (HxWxD: 20x16x8 in.)
SR-6CIR-240	6652.00	6 circuits 240V 30A circuit GFEP control panel with contactors and 240-120V control transformer (HxWxD: 20x16x8 in.)
SR-8CIR-240	7274.00	8 circuits 240V 30A circuit GFEP control panel with contactors and 240-120V control transformer (HxWxD: 24x20x8 in.)
SR-12CIR-240	8464.00	12 circuits 240V 30A circuit GFEP control panel with contactors and 240-120V control transformer (HxWxD: 24x24x8 in.)

¹ Requires a ground fault circuit interrupter (GFCI) in the electrical panel.

² Requires a RTD probe for MasterTrace controller (RTD-7).

³ BACnet IP or MS/TP available via preconfigured SMC gateway, sold separately.



ELK-MI Mineral Insulated (M.I.) Alloy 825 Cable Assembly



eltherm[®]
innovations in heat tracing



Features

Outer jacket

- Alloy 825.

Assembly components

- Alloy 825.

Bus wire

- Conductor type might vary depending on model (Nichrome, KP, Constantan, Alloy (30, 60, 90), Copper).

Cold lead length

- 6 ft. (1.8 m) cold lead includes 18 in. (45 cm) flexible cord.

Ambient temperature

- -60 °C to +60 °C (-76 °F to +140 °F).

Maximum operating temperature (power on)

- 700 °C (1292 °F).

Nominal voltage

- Up to 600V.

Bending radius, minimum

- Diameter x 6.

Installation temperature, minimum

- -60 °C (-76 °F).

Classification

- Class I, Division 2, Groups A, B, C, D.
- Class II, Division 1, Groups E, F, G.
- Class III, Division 1.
- Class I, Zone 1, AEx/Ex d e IIC T1...T6.

Standards

- CSA C22.2 130-16.
- UL 60079-30-1.

Certification

- FM 18 US0191X.
- FM 18 CA0089X.

Rating

- Moisture proof, may be immersed in fluids.

Warranty

- 1-year basic warranty on the heating cable.

Application

- Temperature maintenance, silos, vessels, tanks, pipelines, chemical and petrochemical industries, oil and gas industry, industrial processes, mobile processing facilities, vacuum processes, freeze prevention.

Double Conductor 300V						Double Conductor 600V						Single Conductor 600V					
Product #	Dia. in.	Ω/ft.	Dia. mm	Ω/m	Conductor Type	Product #	Dia. in.	Ω/ft.	Dia. mm	Ω/m	Conductor Type	Product #	Dia. in.	Ω/ft.	Dia. mm	Ω/m	Conductor Type
11E0L-2S	0.16	11	4.1	36.089	Nichrome R	11E0H-2S	0.22	11	5.6	36.089	Nichrome R	30E1H-1S	0.17	3	4.3	9.842	Nichrome R
90E1L-2S	0.16	9	4.1	29.527	Nichrome R	90E1H-2S	0.23	9	5.7	29.527	Nichrome R	20E1H-1S	0.17	2	4.3	6.562	Nichrome R
75E1L-2S	0.16	7.5	4.1	24.606	Nichrome R	75E1H-2S	0.24	7.5	6.0	24.606	Nichrome R	19E1H-1S	0.17	1.88	4.3	6.168	Nichrome R
60E1L-2S	0.16	6	4.1	19.685	Nichrome R	60E1H-2S	0.23	6	5.8	19.685	Nichrome R	16E1H-1S	0.17	1.6	4.3	5.249	Nichrome A
50E1L-2S	0.16	5	4.1	16.404	Nichrome R	40E1H-2S	0.24	4	6.1	13.123	Nichrome A	13E1H-1S	0.17	1.3	4.3	4.265	Nichrome A
40E1L-2S	0.16	4	4.1	13.123	Nichrome A	30E1H-2S	0.26	3	6.5	9.842	Nichrome A	12E1H-1S	0.17	1.22	4.3	4.003	Nichrome A
32E1L-2S	0.16	3.2	4.1	10.498	KP	20E1H-2S	0.26	2	6.5	6.562	Nichrome R	10E1H-1S	0.17	1	4.3	3.281	KP
27E1L-2S	0.16	2.7	4.1	8.858	KP	14E1H-2S	0.26	1.4	6.5	4.593	Constantan	85E2H-1S	0.17	0.85	4.3	2.789	KP
25E1L-2S	0.16	2.5	4.1	8.202	Constantan	10E1H-2S	0.26	1	6.5	3.281	KP	70E2H-1S	0.17	0.7	4.3	2.297	Constantan
20E1L-2S	0.16	2	4.1	6.562	Constantan	70E2H-2S	0.27	0.7	6.7	2.297	Constantan	50E2H-1S	0.17	0.5	4.3	1.640	Constantan
17E1L-2S	0.16	1.7	4.1	5.577	Constantan	50E2H-2S	0.28	0.5	7.1	1.640	Constantan	38E2H-1S	0.17	0.38	4.3	1.247	Constantan
14E1L-2S	0.16	1.4	4.1	4.593	Constantan	30E2H-2S	0.3	0.3	7.6	0.984	Constantan	30E2H-1S	0.17	0.3	4.3	0.984	Constantan
10E1L-2S	0.17	1	4.2	3.281	Constantan	23E2H-2S	0.28	0.23	6.9	0.755	Alloy 90	25E2H-1S	0.17	0.25	4.3	0.820	Constantan
70E2L-2S	0.18	0.7	4.3	2.297	Constantan	20E2H-2S	0.26	0.2	6.5	0.656	Alloy 90	20E2H-1S	0.18	0.2	4.4	0.656	Constantan
50E2L-2S	0.19	0.5	4.8	1.640	Alloy 60	15E2H-2S	0.27	0.15	6.7	0.492	Alloy 90	17E2H-1S	0.18	0.17	4.3	0.558	Constantan
30E2L-2S	0.17	0.3	4.3	0.984	Alloy 60	10E2H-2S	0.28	0.1	7.1	0.328	Alloy 60	15E2H-1S	0.17	0.15	4.3	0.492	Alloy 60
25E2L-2S	0.17	0.25	4.3	0.820	Alloy 60	70E3H-2S	0.3	0.07	7.5	0.230	Alloy 60	12E2H-1S	0.17	0.12	4.3	0.394	Alloy 60
20E2L-2S	0.17	0.2	4.3	0.656	Alloy 60	50E3H-2S	0.31	0.05	7.9	0.164	Alloy 60	10E2H-1S	0.17	0.1	4.3	0.328	Alloy 60
15E2L-2S	0.18	0.15	4.4	0.492	Alloy 60	40E3H-2S	0.33	0.04	8.3	0.131	Alloy 60	80E3H-1S	0.17	0.08	4.3	0.262	Alloy 60
10E2L-2S	0.19	0.1	4.8	0.328	Alloy 30	30E3H-2S	0.35	0.03	8.8	0.098	Alloy 60	70E3H-1S	0.17	0.07	4.3	0.230	Alloy 60
70E3L-2S	0.21	0.07	5.2	0.230	Alloy 30	20E3H-2S	0.27	0.02	6.9	0.066	Copper	60E3H-1S	0.17	0.06	4.3	0.197	Alloy 60
50E3L-2S	0.23	0.05	5.7	0.164	Alloy 30	16E3H-2S	0.28	0.016	7.1	0.052	Copper	40E3H-1S	0.18	0.04	4.4	0.131	Alloy 60
-	-	-	-	-	-	13E3H-2S	0.29	0.013	7.4	0.043	Copper	30E3H-1S	0.19	0.03	4.7	0.098	Alloy 60
-	-	-	-	-	-	10E3H-2S	0.3	0.01	7.6	0.033	Copper	20E3H-1S	0.2	0.02	5.1	0.066	Alloy 60
-	-	-	-	-	-	-	-	-	-	-	-	10E3H-1S	0.17	0.01	4.3	0.033	Copper
-	-	-	-	-	-	-	-	-	-	-	-	65E4H-1S	0.18	0.0065	4.3	0.021	Copper
-	-	-	-	-	-	-	-	-	-	-	-	40E4H-1S	0.19	0.0041	4.8	0.013	Copper

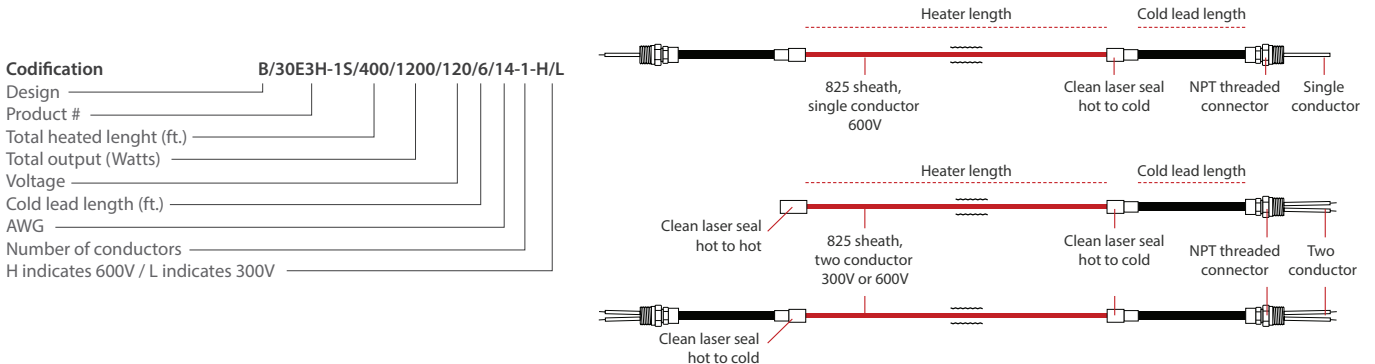
Made to order product, standard production lead time of 6 weeks, please contact factory for design and quote.

Cold Lead Sizes

Double Conductor						Single Conductor					
Size	Max. Current (A)		Gland Diameter (NPT)		Size	Max. Current (A)		Gland Diameter (NPT)			
AWG	CEC	NEC	CEC	NEC	AWG	CEC	NEC	CEC	NEC		
14	15	25			14	20	30				
12	20	30	1/2"	1/2"	12	25	40	1/2"	1/2"		
10	30	40	(12.7 mm)	(12.7 mm)	10	40	55	(12.7 mm)	(12.7 mm)		
8	50	55			8	70	75				

Configurations

Design B	Single conductor cold lead M.I. Heater with clean laser hot to cold on both ends.
Design D	Two conductor cold lead M.I. Heater with clean laser seal hot to cold on one end. Clean laser seal hot to hot at opposite ends.
Design E	Two conductor cold lead M.I. Heater with clean laser seal hot to cold on both ends.



OCF Patio Infrared Heater



Grounded 3-pronged outlet (120V model)



NEMA 5-15R

Features

Finish

- Black anodized aluminum.

Voltage

- 120V, 240/208V, 60 Hz, 1-phase.

Construction

- Weatherproof IP65 certified for outdoor use.
- 2 mm thickness aluminum extrusion casing.
- High quality aluminum optical reflector.
- Safety mechanism that automatically triggers the heater to go into Standby mode after 8 hours of operation.
- High quality power cord:
 - 120V model: 7.5 ft. (2.25 m) with NEMA 5-15P plug.
 - 240/208V models: 6 ft. (1.8 m) hard wire.

Heating element

- Woven carbon filament infrared lamp inside a 15 mm Quartz tube.
- Element service life \pm 8000h.

Wavelength

- Mid-wave (2 μ m).

Control

- 1500W and 3000W models: On/Off integrated regulator and a remote control with 6 settings.
- 4000W and 6000W models: Two heating level, 50% and 100%. The heater can be wired to bypass the remote if requires.

Certification

- Comply with the standard UL2021:2015 Ed.4 and C22.2 No.46: 2013 Ed.9.

Installation

- Horizontal installation only.
- Residential: Exterior installation only.
- Commercial: Exterior and interior installation.
- Pivoting wall mounting brackets included (120V and 240/208V models).
- Mounting brackets for ceiling suspension included (240/208V models).
- Installation minimum clearances:
 - 1500W model: 6.7 ft. (2.0 m) from floor.
 - 300W, 4000W and 6000W models: 8 ft. (2.4 m) from floor.
- All models: 12 in. (30 cm) from ceiling, 18 in. (45 cm) between the end of the unit to the wall and 24 in. (61 cm) between the longer side of the unit to the wall.
- 120V model: Wall mounted only. Must be plugged into a grounded 3-pronged outlet, 15A, 120VAC.
- 240/208V models: Wall or ceiling mounted. Hard-wired into an electrical junction box (not included).

Warranty

- 1-year warranty against defects.
- 90-day warranty on the element (for industrial applications only).

Application

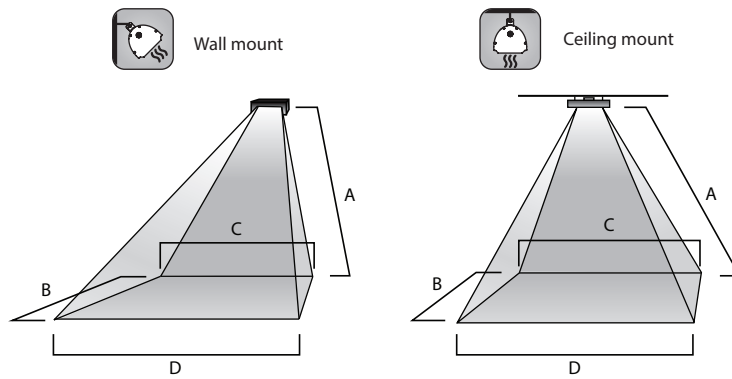
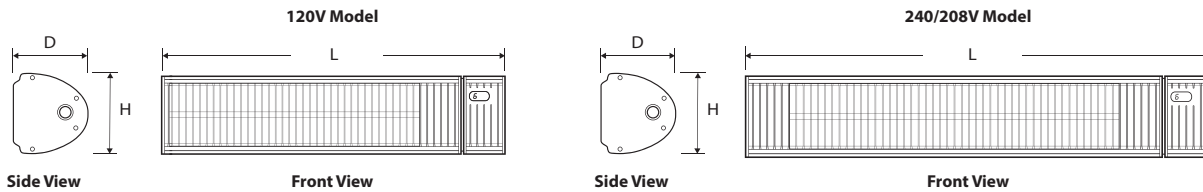
- Residential: Solarium, pool & spa, balcony, patio.
- Commercial: Workshop, garage, restaurant patio or bar, hotel entranceway, churches.

Models

Watts	Volts	Product # ¹	Price	Grounded 3-pronged outlet	Length				Weight			
					L		H		D		lb	kg
					in.	mm	in.	mm	in.	mm		
1500	120	CF15120B	495.00	15A, 120VAC	27	685.8	6 1/2	165	6 5/16	161	10.0	4.5
3000/2250	240/208	CF30240B ²	636.00	-	38	965.2	6 1/2	165	6 5/16	161	14.3	6.4
4000/3000	240/208	CF40240B ²	914.00	-	42	1066.8	9	228.6	9	228.6	40.0	18.2
6000/4500	240/208	CF60240B ²	1001.00	-	42	1066.8	9	228.6	9	228.6	40.0	18.2

¹ Mounting brackets included. Finish: "B" for black anodized aluminum.

² Indoor residential installation forbidden.



Heat coverage

Watts	A		B		C		D		Heat coverage	
	ft.	m	ft.	m	ft.	m	ft.	m	sq. ft.	sq. m
Wall mounted										
1500W	8'	2.44	8	2.44	8	2.44	9	2.74	72	6.7
3000W	8'	2.44	11	3.35	10	3.05	12	3.66	120	11.2
4000W	8' 2"	2.49	11	3.35	10	3.05	12	3.66	140	13.0
6000W	10'	3.05	12	3.66	10	3.05	12	3.66	150	13.9
Ceiling mounted										
3000W	8'	2.44	11	3.35	11	3.35	11	3.35	120	11.2
4000W	8'	2.44	11	3.35	12	3.66	12	3.66	140	13.0
6000W	8'	2.44	12	3.66	12	3.66	12	3.66	150	13.9

DECOR Architectural Ceramic Glass Patio Infrared Heater



Bluetooth control using
the Aura Connect™ application.



Features

Color

- Standard: black.

Finish

- Standard: powder paint.

Voltage

- 240/208V, 60 Hz, 1-phase.

Construction

- Weatherproof IP65 certified for outdoor use.
- 2 mm thickness aluminum extrusion casing.
- High quality aluminum optical reflector.
- Power cord of 6 ft. (1.8 m) hard-wired.
- 304 stainless steel ceramic glass trim.

Heating element

- Woven carbon filament infrared lamp inside a 15 mm Quartz tube.
- Element service life ± 8000h.

Wavelength

- Mid-wave (2 µm).

Control

- On/Off integrated regulator and a remote control with 6 heat settings.
- The heater can be wired to bypass the remote control if required (Junction box not included).

Certification

- Comply with the standard UL2021:2015 Ed.4 and C22.2 No.46: 2013 Ed.9.

Installation

- Horizontal installation only.
- Pivoting wall mounting brackets included.
- Mounting brackets for ceiling suspension available as an option, must order separately (CFCEIL).
- Installation minimum clearances:
 - Canada: 8 ft. (2.4 m) from floor.
 - United States: 6 ft. 7 in. (2 m) from floor.
 - 8 in. (20.3 cm) from ceiling, 20 in. (50.8 cm) between the end of the unit to the wall and 20 in. (50.8 cm) between the longer side of the unit to the wall.
- Hard-wired into an electrical junction box (not included).

Warranty

- 1-year warranty against defects.
- 90-day warranty on the element (for industrial applications only).

Application

- Temporary back-up heating, workshop, garage, solarium, pool and spa, balcony, patio, bar, restaurant, hotel, church.

Model

Watts	Volts	Product # ¹	Price	Dimensions						Weight	
				L	H	D	lb	kg			
				in.	mm	in.	mm	in.	mm		
3000/2250	240/208	ADGLASS-30240B	1098.00	42.6	1082	6	152.4	5	127	17	7.7

Standard color is black.

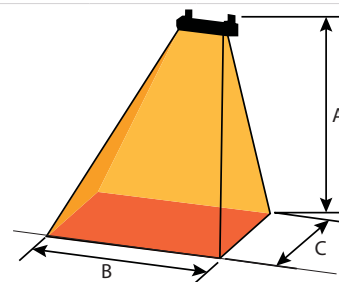
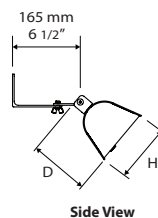
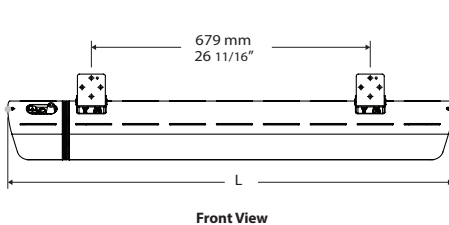
¹ Wall mounting brackets included.

Option

Product # Kit	Price	Description
CFCEIL	82.00	Kit of 2 mounting brackets for ceiling suspension

Heater Coverage Pattern

	(A) Mounting height	(B) Width	(C) Depth	Heat Zone	Average Heat Density
Canada	8 ft. (2.4 m)	10 ft. (3.1 m)	6 ft. (1.8 m)	60 ft. ² (5.6 m ²)	25W/ft. ²
United States	6 ft. 7 in. (2 m)	8 ft. (2.4 m)	6 ft. (1.8 m)	48 ft. ² (4.5 m ²)	20W/ft. ²



ORP Architectural Radiant Panel



Features

Color

- Standard: polar white PW.
- Optional (upcharge applicable): Black Therma Ray PB-0218-HT -SP.

Finish

- High-temperature polyester powder paint.

Voltage

- 120V, 208V, 240V, 277V, 347V.

Construction

- Reflective foil used to adhere to the panel heating elements.
- High-temperature mineral wool insulation, 4 PSF density, 2" (50.8 mm) thick.
- 22-gauge galvanized steel panel frame and front.
- Internal junction box with cover.
- Optional external junction box.
- Suspension clips in all four corners of the panel (suspension wires not included).
- Custom sizes available upon request.

Heating element

- Nickel-chrome alloy resistance wire, PTFE insulation evenly distributed over the panel.

Density

- 65 to 95W/sq. ft. at rated voltage.

Control

- Line voltage control circuit for thermostat, timer or switch (not included, must be compatible with the selected voltage and wattage of the heater).

Ouellet highly recommends using an electronic wall thermostat for greater comfort.

Certification

- CSA STD C22.2 No.46.

Installation

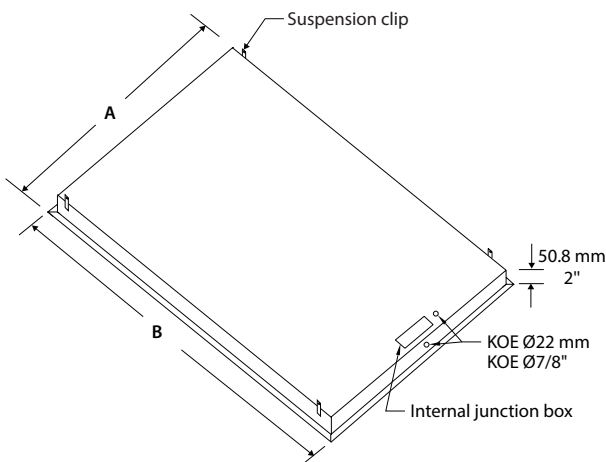
- Suspended from a ceiling or inserted into a T-Bar suspended ceiling.
- Variety of accessories available for surface installation with the SF frame on a gypsum ceiling or recessed with the PF frame.
- 2 in. (50.8 mm) minimum clearance above the panel.
- Minimum installation height from floor: 7 ft. (2.13 m).
- Relocation possible.

Warranty

- 1-year on the paint.
- 10-year on the heating element.

Application

- Commercial building, office building, hospital, school, daycare, private residence.



	AS2424		AS2448		AS1448		AS1460	
	mm	in.	mm	in.	mm	in.	mm	in.
A	603.25	23 3/4	603.25	23 3/4	349.25	13 3/4	349.25	13 3/4
B	603.25	23 3/4	1212.85	47 3/4	1212.85	47 3/4	1517.65	59 3/4

Models¹

Watts	Product #				Price	Weight	
	120V	208V	240V	347V		lb	kg
23-3/4" x 23-3/4" Panel							
250	AS2424-250-120PW	-	AS2424-250-240PW	AS2424-250-347PW	490.00	15	6.8
300	-	-	-	AS2424-300-347PW	503.00	15	6.8
310	-	AS2424-310-208PW	AS2424-310-240PW	-	503.00	15	6.8
335	AS2424-335-120PW	-	-	-	503.00	15	6.8
375	AS2424-375-120PW	AS2424-375-208PW	-	AS2424-375-347PW	503.00	15	6.8
23-3/4" x 47-3/4" Panel							
500	AS2448-500-120PW	-	AS2448-500-240PW	AS2448-500-347PW	712.00	30	13.6
535	-	AS2448-535-208PW	-	-	712.00	30	13.6
625	AS2448-625-120PW	AS2448-625-208PW	AS2448-625-240PW	-	721.00	30	13.6
650	-	-	-	AS2448-650-347PW	721.00	30	13.6
700	-	-	-	AS2448-700-347PW	721.00	30	13.6
725	-	-	AS2448-725-240PW	-	721.00	30	13.6
750	AS2448-750-120PW	AS2448-750-208PW	-	AS2448-750-347PW	721.00	30	13.6
13-3/4" x 47-3/4" Panel							
300	-	-	AS1448-300-240PW	-	490.00	18	8.2
350	AS1448-350-120PW	-	-	-	490.00	18	8.2
400	-	AS1448-400-208PW	-	AS1448-400-347PW	490.00	18	8.2
435	-	AS1448-435-208PW	AS1448-435-240PW	-	503.00	18	8.2
13-3/4" x 59-3/4" Panel							
350	AS1460-350-120PW	-	-	-	591.00	22	10
375	-	-	AS1460-375-240PW	-	591.00	22	10
450	-	AS1460-450-208PW	-	-	605.00	22	10
540	-	-	-	AS1460-540-347PW	605.00	22	10
550	-	-	AS1460-550-240PW	-	605.00	22	10

¹ Allow a maximum of approximately 6 weeks of production lead time.

Standard color is polar white PW.

To order the optional color Black Therma Ray PB-0218-HT, replace the PW at the end of the part number by -SP. Ex.: AS2448-750-120-SP.

Options

Product # Kit	Product # Factory installed*	Price	Description
-	FC48	133.00	48 in. (121.92 cm) flexible conduit
PF-1448PW	-	144.00	Frame for recessed installation on gypsum ceiling, 14 1/14" x 48 1/48"
PF-1460PW	-	148.00	Frame for recessed installation on gypsum ceiling, 14 1/14" x 60 1/48"
PF-22PW	-	113.00	Frame for recessed installation on gypsum ceiling, 24 1/14" x 24 1/48"
PF-24PW	-	122.00	Frame for recessed installation on gypsum ceiling, 24 1/14" x 48 1/48"
-	WT	Upon Request	Silicone seams, including a 36 in. (91.44 cm) Sealtite® conduit
SF-1448PW	-	145.00	Frame for surface installation on gypsum ceiling, 14" x 48"
SF-1460PW	-	151.00	Frame for surface installation on gypsum ceiling, 14" x 60"
SF-22PW	-	112.00	Frame for surface installation on gypsum ceiling, 24" x 24"
SF-24PW	-	122.00	Frame for surface installation on gypsum ceiling, 24" x 48"

* For factory installed options, add the option number to the product number. See the Product Code section inside the front cover.

Variety of control panel available upon request.

OTS Trench insert floor convector



Features

Color

- Standard: semi-gloss black.
- Optional (upcharge applicable): white, almond, metallic silver, bronze, metallic charcoal, aluminum, sand.
- Custom colors available upon request.

Finish

- Standard: epoxy/polyester powder paint.

Voltage

- 120V, 208V, 240/208V, 277V, 347V, 480V, 600V, 1-phase.

Construction

- Sturdy construction of 20-gauge steel.
- Linear high-limit temperature control with automatic reset.
- Linear high-limit temperature control with manual reset.

Heating element

- Stainless steel tubular heating element with aluminum fins.
- Floating heating element on high-temperature nylon bushings reducing expansion noises.

Watt density

- Average standard watt density of 250W/ft.
- Average low density of 200W/ft., 167W/ft.

Control

- Mechanical or electronic relays available (installed on the right end only).

Ouellet highly recommends using an electronic wall thermostat for greater comfort.

Installation

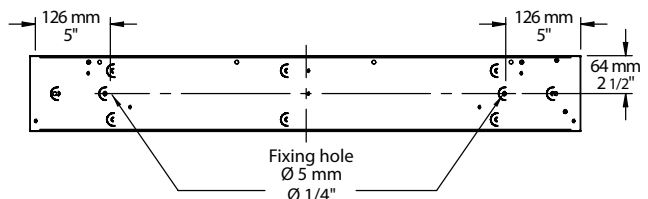
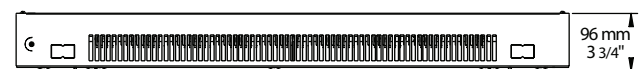
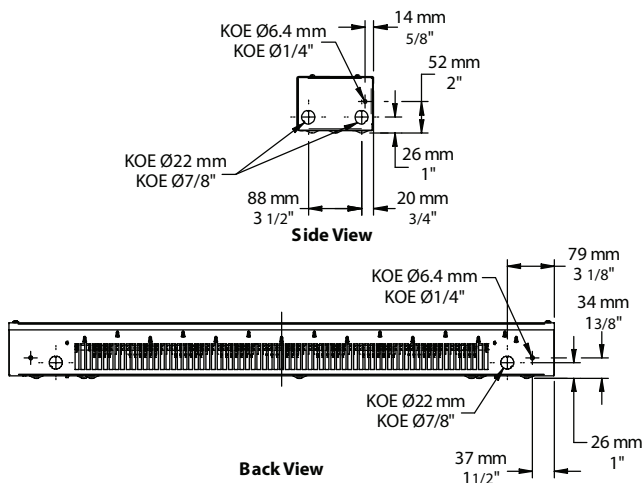
- Must be installed inside a trench under a floor with a compatible top trench grille (not supplied), which must cover the entire length of the heater. Please refer to the table of Models of compatible top trench grilles.
- 2 fixing holes in the bottom of the heater.

Warranty

- 3-year warranty against defects.
- 10-year warranty on the heating element.

Application

- Bay window, lobby, commercial building, condos, restaurants.



Standard Watt Density Models 250W/ft.

Watts	# Product					Watts 240/208V	# Product 240/208V	Price	Length		Weight	
	120V	208V	277V	347V	600V				in.	mm	lb	kg
750	OTS0752	OTS0758	OTS0777	-	-	750/563	OTS0750	389.00	36	915	8.4	3.8
1000	-	OTS1008	OTS1077	OTS1007	OTS1006	1000/750	OTS1000	421.00	48	1220	10.8	4.9
1250	-	OTS1258	OTS1277	OTS1257	OTS1256	1250/938	OTS1250	445.00	60	1525	13.2	6.0

Low Watt Density Models

# Product ¹	Price	Length	Weight	Average Density W/ft.	Watts	Watts 240/208V	120V	208V	240/208V	347V	600V
OTS050X-915	389.00	36"	8.4 lb	167	500	500/375	✓	✓	✓	-	-
OTS060X-915		(915 mm)	(3.8 kg)	200	600	600/450	✓	✓	✓	-	-
OTS066X-1220	421.00	48"	10.8 lb	167	668	668/502	✓	✓	✓	✓	✓
OTS080X-1220		(1220 mm)	(4.9 kg)	200	800	800/600	✓	✓	✓	✓	✓
OTS083X-1525	445.00	60"	13.2 lb	167	835	835/627	✓	✓	✓	✓	✓
OTS100X-1525		(1525 mm)	(6 kg)	200	1000	1000/750	-	✓	✓	✓	✓

¹ X = 2 (120V), 8 (208V), 0 (240/208V), 7 (347V), 6 (600V).

✓ = Available.

Add «NL» for semi-gloss black. Upcharge applicable for optional colors shown in the color chart section. Other voltages available upon request.

Options

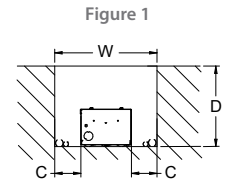
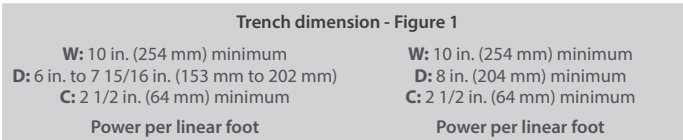
# Product Kit	# Product Factory installed*	Price	Description
KIT-OTS-DIS20	DIS20	153.00	Disconnect switch, 20A at 277V max.
KIT-OTS-DIS40	-	188.00	Disconnect switch, 40A at 600V max. 120 mm height
KIT-OTS-R-347 [†]	R [†]	239.00	Single-pole relay, coil 24V, without transformer: 22A at 120V, 208V, 240V - 19A at 277V - 18A at 347V
KIT-OTS-R-600 [†]	R [†]	239.00	Single-pole relay, coil 24V, without transformer: 10A at 480V, 600V
KIT-OTS-RT-208 [†]	RT [†]	252.00	Single-pole relay, coil 24V, with transformer 208V/24V, 22A at 208V
KIT-OTS-RT-240 [†]	RT [†]	252.00	Single-pole relay, coil 24V, with transformer 240V/24V, 22A at 240V
KIT-OTS-RT-277 [†]	RT [†]	252.00	Single-pole relay, coil 24V, with transformer 277V/24V, 19A at 277V
KIT-OTS-RT-347 [†]	RT [†]	252.00	Single-pole relay, coil 24V, with transformer 347V/24V, 18A at 347V
KIT-OTS-TRIAC-347 [†]	TRIAC [†]	96.00	Single-pole electronic relay, coil 24V, without transformer: 10A max. at 347V max.
KIT-OTS-TRIAC-347T [†]	TRIACT [†]	139.00	Single-pole electronic relay, coil 24V, with transformer: 10A max. at 347V max.
KIT-OTS-TRIAC-600 [†]	TRIAC [†]	186.00	Single-pole electronic relay, coil 24V, without transformer: 6A at 600V max.

* For factory installed options, add the option number to the product number. See the **Product Code** section inside the front cover.

[†] Options installed at right end only.

Models of compatible top trench grilles

Manufacturer	Grille Model	Trench dimension - Figure 1					
		Power per linear foot			Power per linear foot		
		167W/ft.	200W/ft.	250W/ft.	167W/ft.	200W/ft.	250W/ft.
Nailor Industries www.nailor.com	49-240	✓	-	-	✓	✓	-
	49-241	✓	-	-	✓	✓	-
	49-243	✓	-	-	✓	✓	-
	49-280	✓	✓	-	✓	✓	✓
	49-281	✓	✓	-	✓	✓	✓
Price Industries www.priceindustries.com	LBP/LBPH 15B	✓	✓	-	✓	✓	✓
	LBP/LBPH 16B	✓	✓	-	✓	✓	✓
	LBP/LBPH 25C	-	-	-	✓	-	-



NOTE: Vanes or deflectors options with grille are prohibited.

OMP Mini Aluminum Electric Baseboard Heater



Features

Color

- Standard: white, almond.
- Optional (upcharge applicable): metallic silver, bronze, metallic charcoal, aluminum, semi-gloss black, sand.
- Custom colors available upon request.

Finish

- Standard: epoxy/polyester powder paint.
- Optional: anodized aluminum.

Voltage

- 120V, 208V, 240/208V, 277V, 347V, 480V, 600V, 1-phase.

Construction

- Robust, 18-gauge cold rolled steel cabinet.
- 14-gauge (0.0787 in. [2 mm]) aluminum front and top.
- Pencil-proof openings 1/4 in. (6.4 mm).
- 3 in. x 3 in. (76 mm x 76 mm) compact profile.
- Linear high-limit temperature control with automatic reset.

Heating element

- Stainless steel tubular heating element with aluminum fins.
- Floating heating element on high-temperature nylon bushings reducing expansion noises.

Watt density

- Average standard watt density of 152W/ft.

Control

- Built-in tamperproof thermostat available (installed on the left end only).
- Mechanical or electronic relays available (installed on the right end only).

Ouellet highly recommends using an electronic wall thermostat for greater comfort.

Installation

- 2 rows of mounting holes, every 2 in. (51 mm), for ease of installation.
- Variety of accessories available for wall-to-wall installation.
- Pedestal kit available.

Warranty

- 3-year warranty against defects.
- 10-year warranty on the heating element.

Application

- Patio door, bay window, commercial building, office building, condos, restaurant.

Average Standard Watt Density Models 152W/ft.

Watts	Product #				Watts 240/208V	Product # 240/208V	Price	Length		Weight	
	120V	208V	347V	600V				in.	mm	lb	kg
300	OMP0302	OMP0308	-	-	300/225	OMP0300	475.00	23 5/8	600	5.3	2.4
450	OMP0452	OMP0458	OMP0457	-	450/338	OMP0450	536.00	35 7/16	900	9.5	4.3
600	OMP0602	OMP0608	OMP0607	-	600/450	OMP0600	593.00	47 1/4	1200	12.2	5.5
750	OMP0752	OMP0758	OMP0757	OMP0756	750/563	OMP0750	651.00	59 1/16	1500	15.0	6.8
900	OMP0902	OMP0908	OMP0907	OMP0906	900/675	OMP0900	727.00	70 7/8	1800	17.8	8.1
1050	OMP1052	OMP1058	OMP1057	OMP1056	1050/788	OMP1050	772.00	82 11/16	2100	20.6	9.3
1200	OMP1202	OMP1208	OMP1207	OMP1206	1200/900	OMP1200	833.00	94 1/2	2400	23.4	10.6
1350	OMP1352	OMP1358	OMP1357	OMP1356	1350/1013	OMP1350	892.00	106 5/16	2700	26.2	11.9

Options

Product # Kit	Product # Factory installed*	Price	Description
-	BD	+10%	Clean back
KIT-OMP-CE	-	290.00	Outside corner, 4 in. (102 mm)
KIT-OMP-CI	-	290.00	Inside corner, 4 in. (102 mm)
KIT-OMP-JT	-	123.00	Splice plate, 2 in. (51 mm)
KIT-OMP-JT-PE	-	187.00	Contour splice plate for BD option and/or heater with pedestals, 2 in. (51 mm)
KIT-OMP-PE	-	245.00	Round pedestal kit (2), 3 in. (76 mm)
KIT-OMP-PEC	-	245.00	Square-shaped pedestal kit (2), 2 in. (51 mm)
KIT-OMP-R-347 ¹	R ¹	331.00	Single-pole relay, coil 24V, without transformer: 22A at 120V, 208V, 240V - 19A at 277V - 18A at 347V
KIT-OMP-R-600 ¹	R ¹	331.00	Single-pole relay, coil 24V, without transformer: 10A at 480V, 600V
OMP-SV-XX	-	Upon request	Empty cabinet with length of XX mm (minimum: 154 mm, maximum: 2632 mm)
KIT-OMP-TB6-AV ²	TB6AV ²	271.00	Single-pole bi-metal tamperproof thermostat: 25A at 120V, 208V, 240V, 277V - 10A at 347V, 480V, 600V
KIT-OMP-TB26-AV ^{2,3}	TB26AV ^{2,3}	279.00	Double-pole bi-metal tamperproof thermostat: 25A at 120V, 208V, 240V, 277V - 10A at 347V, 480V, 600V
KIT-OMP-TRIAC-347 ¹	TRIAC ¹	124.00	Single-pole electronic relay, coil 24V, without transformer: 9A at 347V max.
KIT-OMP-TRIAC-347T ¹	TRIACT ¹	178.00	Single-pole electronic relay, coil 24V, with transformer: 9A max. (208V, 240V, 347V)
KIT-OMP-TRIAC-600 ¹	TRIAC ¹	232.00	Single-pole electronic relay, coil 24V, without transformer: 6A at 600V max.

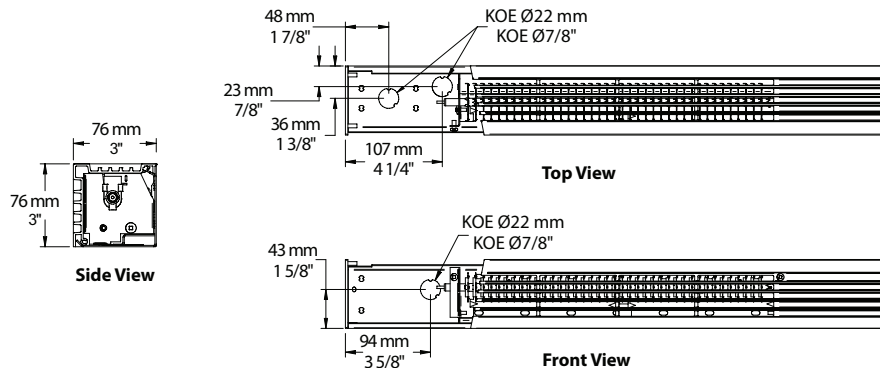
* For factory installed options, add the option number to the product number. See the Product Code section inside the front cover.

¹ Options installed at right end only.

² Options installed at left end only.

³ «Off» position.





Add «BL» for white, «AM» for almond. Upcharge applicable for optional colors shown in the color chart section. Other voltages available upon request.



OMB Mini Aluminum Draft Barrier



With pedestals



Features

Color

- Standard: white, almond.
- Optional (upcharge applicable): metallic silver, bronze, metallic charcoal, aluminum, semi-gloss black, sand.
- Custom colors available upon request.

Finish

- Standard: epoxy/polyester powder paint.
- Optional: anodized aluminum.

Voltage

- 208V, 240/208V, 277V, 347V, 480V, 600V, 50/60 Hz, 1-phase.

Construction

- 14-gauge (0.0787 in. [2 mm]) aluminum front cover. **1**
- 18-gauge satin coat steel cabinet.
- Screw assembly for added strength.
- Full length built-in wireway.
- Separate low voltage wireway (-WW) available.
- Pencil-proof openings less than 1/4 in. (6.4 mm).
- Bottom fresh air inlet; top warm air outlet.
- Clean back available (-BD).
- Linear high-limit temperature control with automatic reset. **2**
- High altitude version available (-HA).
- End caps included. **3**

Heating element

- Stainless steel tubular heating element with aluminum fins. **4**
- Floating heating element on high-temperature nylon bushings reducing expansion noises.

Watt density

- Average standard watt density of 175W/ft.
- Average low watt density of 100W/ft., 150W/ft.

Control

- Built-in thermostat available with a control knob or tamperproof.
- Mechanical, electronic or pneumatic relays available (installed on the right end only).

Ouellet highly recommends to use an electronic wall thermostat for greater comfort.

Installation

- Not for residential use in the United States.
- Heater must be installed at least 2 in. (51 mm) from finished floor.
- Mounting holes spaced on 4 in. (102 mm) intervals for ease of installation.
- Installation on wall or floor mounted with pedestals. **5**
- Variety of accessories available for wall-to-wall installation.
- Pedestal kit available.

Warranty

- 3-year warranty against defects.

Application

- Commercial building, office building, hospital, daycare center, private residence.

Average Standard Watt Density Models 175W/ft.

Watts	Watts 240/208V ¹	Product #				Price	Length		Weight	
		208V	240/208V	347V	600V		in.	mm	lb	kg
350	350/263	OMB0358	OMB0350	-	-	561.00	27 9/16	700	7.0	3.2
525	525/394	OMB0528	OMB0520	OMB0527	-	642.00	35 7/16	900	8.3	3.8
700	700/526	OMB0708	OMB0700	OMB0707	-	723.00	47 1/4	1200	10.2	4.6
875	875/657	OMB0878	OMB0870	OMB0807	OMB0876	825.00	59 1/16	1500	12.0	5.5
1050	1050/789	OMB1058	OMB1050	OMB1057	OMB1056	937.00	70 7/8	1800	13.9	6.3
1225	1225/920	OMB1228	OMB1220	OMB1227	OMB1226	1063.00	82 11/16	2100	15.8	7.2
1400	1400/1052	OMB1408	OMB1400	OMB1407	OMB1406	1210.00	94 1/2	2400	17.6	8.0

Average Low Watt Density Models

Product # ²	Price	Length	Weight	Average Density W/ft.	Watts	Watts 240/208V ¹	208V	240/208V	347V	600V
OMB030X-700	561.00	27 9/16" (700 mm)	7.0 lb (3.2 kg)	150	300	300/225	✓	✓	-	-
OMB030X-900	642.00	35 7/16" (900 mm)	8.3 lb (3.8 kg)	100	300	300/225	✓	✓	-	-
OMB045X-900				150	450	450/338	✓	✓	✓	-
OMB040X-1200	723.00	47 1/4" (1200 mm)	10.2 lb (4.6 kg)	100	400	400/300	✓	✓	✓	-
OMB060X-1200				150	600	600/450	✓	✓	✓	-
OMB050X-1500	825.00	59 1/16" (1500 mm)	12.0 lb (5.5 kg)	100	500	500/375	✓	✓	✓	✓
OMB075X-1500				150	750	750/563	✓	✓	✓	✓
OMB060X-1800	937.00	70 7/8" (1800 mm)	13.9 lb (6.3 kg)	100	600	600/450	✓	✓	✓	✓
OMB090X-1800				150	900	900/675	✓	✓	✓	✓
OMB070X-2100	1063.00	82 11/16" (2100 mm)	15.8 lb (7.2 kg)	100	700	700/525	✓	✓	✓	✓
OMB105X-2100				150	1050	1050/788	✓	✓	✓	✓
OMB080X-2400	1210.00	94 1/2"	17.6 lb	100	800	800/600	✓	✓	✓	✓
OMB120X-2400		(2400 mm)	(8.0 kg)	150	1200	1200/900	✓	✓	✓	✓

¹ 208V = 75% of wattage at 240V.

² X = 8 (208V), 0 (240/208V), 77 (277V), 7 (347V), 4 (480V), 6 (600V).

✓ = Available. Add "BL" for white, "AM" for almond. Upcharge available for optional colors shown in the color chart section.

Other colors, accessories and finishes are available upon request. Please contact your customer service representative.

Other voltages available upon request.

OMB

Options

Product # Kit	Product # Factory installed*	Price	Description
Finish			
-	BD ³	+10%	Clean back
KIT-OMB-CE	-	502.00	Outside corner, 4 in. (102 mm)
KIT-OMB-CI	-	502.00	Inside corner, 4 in. (102 mm)
KIT-OMB-JT	-	112.00	Splice plate, 2 in. (51 mm)
KIT-OMB-JT-PE	-	125.00	Contour splice plate for BD option and 1 or heater with pedestals, 2 in. (51 mm)
KIT-OMB-PE	-	160.00	Round pedestal kit (2), 3 in. (76 mm)
KIT-OMB-PEC	-	160.00	Square-shaped pedestal kit (2), 2 in. (51 mm)
OMB-SV-XX	-	Upon Request	Empty cabinet with length of XX mm (minimum: 154 mm, maximum: 2400 mm)
Controls			
KIT-OMB-DIS20 ⁴	DIS20 ⁴	179.00	Disconnect switch, 20A at 277V max.
-	HA	No Charge	Linear high-limit temperature control for high altitude (3000 ft. to 8200 ft.)
-	PM	426.00	Pneumatic relay, 20A at 600V max.
KIT-OMB-R-347	R	182.00	Single-pole relay, coil 24V, without transformer, 22A at 208V, 240V - 19A at 277V - 18A at 347V
KIT-OMB-R-600	R	189.00	Single-pole relay, coil 24V, without transformer, 12.5A at 480V, 10A at 600V
KIT-OMB-RT-208	RT	203.00	Single-pole relay, coil 24V, with transformer 208V/24V, 22A at 208V
KIT-OMB-RT-240	RT	203.00	Single-pole relay, coil 24V, with transformer 240V/24V, 22A at 240V
KIT-OMB-RT-277	RT	203.00	Single-pole relay, coil 24V, with transformer 277V/24V, 19A at 277V
KIT-OMB-RT-347	RT	197.00	Single-pole relay, coil 24V, with transformer 347V/24V, 18A at 347V
KIT-OMB-RT-600 ²	RT ²	203.00	Single-pole relay, coil 24V, with transformer 600V/24V, 10A at 600V (2-wire only)
KIT-OMB-TB6	TB6	160.00	Single-pole bi-metal thermostat: 25A at 208V, 240V, 277V - 10A at 347V, 480V, 600V
KIT-OMB-TB26 ¹	TB26 ¹	260.00	Double-pole bi-metal thermostat: 25A at 208V, 240V, 277V - 10A at 347V, 480V, 600V
KIT-OMB-TB6-AV	TB6AV	160.00	Single-pole bi-metal tamperproof thermostat: 25A at 208V, 240V, 277V - 10A at 347V, 480V, 600V
KIT-OMB-TB26-AV ¹	TB26AV ¹	260.00	Double-pole bi-metal tamperproof thermostat: 25A at 208V, 240V, 277V - 10A at 347V, 480V, 600V
KIT-OMB-TRIAC-347	TRIAC	80.00	Single-pole electronic relay, coil 24V, without transformer, 15A at 347V max.
KIT-OMB-TRIAC-347T	TRIAC T	109.00	Single-pole electronic relay, coil 24V, with transformer, 15A at 208V, 240V, 277V, 347V
KIT-OMB-TRIAC-600	TRIAC	140.00	Single-pole electronic relay, coil 24V, without transformer, 6A at 600V max.
-	WW	48.00	24V wireway

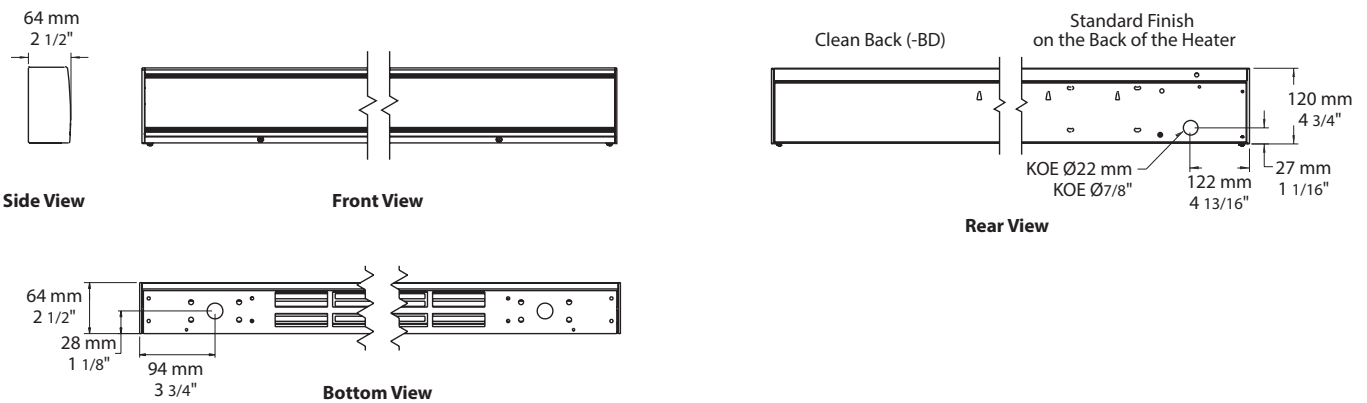
* For factory installed options, add the option number to the product number. See the **Product Code** section inside the front cover.

¹ "Off" position.

² These 2-wire relays with transformer can't supply of 3-wire low voltage thermostats.

³ For anodized aluminum heaters, the clean back option will be fixed with visible rivets.





⁴ For the U.S. only: The nominal current of the unit must not exceed 80% of the capacity of the disconnect.



OHB High Density Aluminum Draft Barrier



With pedestals



Features

Color

- Standard: white, almond.
- Optional (upcharge applicable): metallic silver, bronze, metallic charcoal, aluminum, semi-gloss black, sand.
- Custom colors available upon request.

Finish

- Standard: epoxy/polyester powder paint.
- Optional: anodized aluminum.

Voltage

- 208V, 240/208V, 277V, 347V, 480V, 600V, 50/60 Hz, 1-phase.

Construction

- 14-gauge (0.0787 in. [2 mm]) aluminum front cover. **1**
- 18-gauge satin coat steel cabinet.
- Screw assembly for added strength.
- Full length built-in wireway.
- Separate low voltage wireway (-WW) available.
- Pencil-proof openings less than 1/4 in. (6.4 mm). **2**
- Bottom fresh air inlet, top warm air outlet.
- Clean back available (-BD).
- Linear high-limit temperature control with automatic reset. **3**
High altitude version available (-HA).
- End caps included.

Heating element

- Two stainless steel tubular heating elements with aluminum fins.

- Floating heating elements on high-temperature nylon bushings reducing expansion noises. **4**

Watt density

- Average standard watt density 355W/ft.
- Average low watt density 175W/ft., 250W/ft.
- Average high watt density 500W/ft.

Control

- Built-in thermostat available with a control knob or tamperproof.
- Mechanical, electronic or pneumatic relays available.

Ouellet highly recommends to use an electronic wall thermostat for greater comfort.

Installation

- Not for residential use in the United States.
- Heater must be installed at least 3 in. (76 mm) from finished floor.
- Mounting holes spaced on 2 in. (51 mm) intervals for ease of installation.
- Installation on wall or floor mounted with pedestals. **5**
- Pedestal kit available.
- Variety of accessories available for wall-to-wall installation.

Warranty

- 3-year warranty against defects.

Application

- Commercial building, office building, hospital, daycare center, private residence.

Average Standard Watt Density Models 355W/ft.

Watts	Watts 240/208V ¹	Product #				Price	Length		Weight	
		208V	240/208V	347V	600V		in.	mm	lb	kg
750	750/563	OHB0758	OHB0750	OHB0757	-	677.00	23 5/8	600	10.7	4.8
1000	1000/750	OHB1008	OHB1000	OHB1007	-	766.00	35 7/16	900	14.1	6.4
1400	1400/1050	OHB1408	OHB1400	OHB1407	OHB1406	874.00	47 1/4	1200	17.6	8.0
1750	1750/1313	OHB1758	OHB1750	OHB1757	OHB1756	988.00	59 1/16	1500	21.1	9.6
2100	2100/1577	OHB2108	OHB2100	OHB2107	OHB2106	1126.00	70 7/8	1800	24.6	11.1
2450	2450/1840	OHB2458	OHB2450	OHB2457	OHB2456	1276.00	82 11/16	2100	28.0	12.7
2800	2800/2103	OHB2808	OHB2800	OHB2807	OHB2806	1450.00	94 1/2	2400	31.5	14.3

Average Low Watt Density Models

Product # ²	Price	Length	Weight	Average Density W/ft.	Watts	Watts 240/208V ¹	208V	240/208V	347V	600V
OHB040X-600	677.00	23 5/8"	10.7 lb	175	375	375/281	✓	✓	-	-
OHB050X-600		(600 mm)	(4.8 kg)	250	500	500/375	✓	✓	-	-
OHB050X-900	766.00	35 7/16"	14.1 lb	175	500	500/375	✓	✓	✓	-
OHB075X-900		(900 mm)	(6.4 kg)	250	750	750/563	✓	✓	✓	-
OHB070X-1200	874.00	47 1/4"	17.6 lb	175	700	700/525	✓	✓	✓	✓
OHB100X-1200		(1200 mm)	(8.0 kg)	250	1000	1000/750	✓	✓	✓	✓
OHB087X-1500	988.00	59 1/16"	21.1 lb	175	875	875/656	✓	✓	✓	✓
OHB125X-1500		(1500 mm)	(9.6 kg)	250	1250	1250/938	✓	✓	✓	✓
OHB105X-1800	1126.00	70 7/8"	24.6 lb	175	1050	1050/788	✓	✓	✓	✓
OHB150X-1800		(1800 mm)	(11.1 kg)	250	1500	1500/1125	✓	✓	✓	✓
OHB122X-2100	1276.00	82 11/16"	28.0 lb	175	1225	1225/919	✓	✓	✓	✓
OHB175X-2100		(2100 mm)	(12.7 kg)	250	1750	1750/1313	✓	✓	✓	✓
OHB140X-2400	1450.00	94 1/2"	31.5 lb	175	1400	1400/1050	✓	✓	✓	✓
OHB200X-2400		(2400 mm)	(14.3 kg)	250	2000	2000/1500	✓	✓	✓	✓

Average High Watt Density Models 500W/ft.

Watts	Watts 240/208V ¹	Product #				Price	Length		Weight	
		208V	240/208V	347V	600V		in.	mm	lb	kg
1000	1000/750	OHBH1008	OHBH1000	OHBH1007	-	677.00	23 5/8	600	10.7	4.8
1500	1500/1125	OHBH1508	OHBH1500	OHBH1507	OHBH1506	766.00	35 7/16	900	14.1	6.4
2000	2000/1500	OHBH2008	OHBH2000	OHBH2007	OHBH2006	874.00	47 1/4	1200	17.6	8.0
2500	2500/1875	OHBH2508	OHBH2500	OHBH2507	OHBH2506	988.00	59 1/16	1500	21.1	9.6
3000	3000/2250	OHBH3008	OHBH3000	OHBH3007	OHBH3006	1126.00	70 7/8	1800	24.6	11.1
3500	3500/2625	OHBH3508 ³	OHBH3500	OHBH3507	OHBH3506	1276.00	82 11/16	2100	28.0	12.7
4000	4000/3000	OHBH4008 ³	OHBH4000 ³	OHBH4007	OHBH4006 ³	1450.00	94 1/2	2400	31.5	14.3

¹ 208V = 75% of wattage at 240V.

² X = 8 (208V), 0 (240/208V), 77 (277V), 7 (347V), 4 (480V), 6 (600V).

³ If the control option "24V electronic relay" is required, these products need two electronic relays.

✓ = Available.

Add "BL" for white, "AM" for almond. Upcharge available for optional colors shown in the color chart section.

Other colors, accessories and finishes are available upon request. Please contact your customer service representative.

Other voltages available upon request.

Product # Kit	Product # Factory installed*	Price	Description
Finish			
-	BD ¹	+10%	Clean back
KIT-OHB-CE	-	642.00	Outside corner, 8 in. (203 mm)
KIT-OHB-CI	-	642.00	Inside corner, 8 in. (203 mm)
KIT-OHB-JT	-	151.00	Splice plate, 2 in. (51 mm)
KIT-OHB-JT-PE	-	160.00	Contour splice plate for BD option and/or heater with pedestals, 2 in. (51 mm)
KIT-OHB-PEC	-	154.00	Square-shaped pedestal kit (2), 3 in. (76 mm)
OHB-SV-XX	-	Upon Request	Empty cabinet with length of XX mm (minimum: 154 mm, maximum: 2400 mm)
Controls			
KIT-OHB-DIS20 ³	DIS20 ³	179.00	Disconnect switch, 20A at 277V max.
KIT-OHB-DIS40 ³	DIS40 ³	219.00	Disconnect switch, 40A at 600V max.
-	HA	No Charge	Linear high-limit temperature control for high altitude (3000 ft. to 8200 ft.)
-	PM	426.00	Pneumatic relay, 20A at 600V max.
KIT-OHB-R-347	R	182.00	Single-pole relay, coil 24V, without transformer, 22A at 208V, 240V - 19A at 277V - 18A at 347V
KIT-OHB-R-600	R	189.00	Single-pole relay, coil 24V, without transformer, 12.5A at 480V, 10A at 600V
KIT-OHB-RT-208	RT	203.00	Single-pole relay, coil 24V, with transformer 208V/24V, 22A at 208V
KIT-OHB-RT-240	RT	203.00	Single-pole relay, coil 24V, with transformer 240V/24V, 22A at 240V
KIT-OHB-RT-277	RT	203.00	Single-pole relay, coil 24V, with transformer 277V/24V, 19A at 277V
KIT-OHB-RT-347	RT	197.00	Single-pole relay, coil 24V, with transformer 347V/24V, 18A at 347V
KIT-OHB-RT-600 ²	RT ²	203.00	Single-pole relay, coil 24V, with transformer 600V/24V, 10A at 600V (2-wire only)
KIT-OHB-T	T	142.00	Single-pole thermostat: 25A at 208V, 240V - 10A at 277V, 347V, 480V, 600V
KIT-OHB-T2 ⁴	T2 ⁴	237.00	Double-pole thermostat: 30A at 208V, 240V - 15A at 277V, 347V, 600V
KIT-OHB-T-AV	TAV	142.00	Single-pole tamperproof thermostat: 25A at 208V, 240V - 10A at 277V, 347V, 480V, 600V
KIT-OHB-T2-AV ⁴	T2AV ⁴	237.00	Double-pole tamperproof thermostat: 30A at 208V, 240V - 15A at 277V, 347V, 600V
KIT-OHB-TRIAC-347	TRIAC	80.00	Single-pole electronic relay, coil 24V, without transformer, 15A at 347V max.
KIT-OHB-TRIAC-347T	TRIACT	109.00	Single-pole electronic relay, coil 24V, with transformer, 15A at 208V, 240V, 277V, 347V
KIT-OHB-TRIAC-600	TRIAC	140.00	Single-pole electronic relay, coil 24V, without transformer, 6A at 600V max.
-	WW	48.00	24V wireway includes high temperature wiring

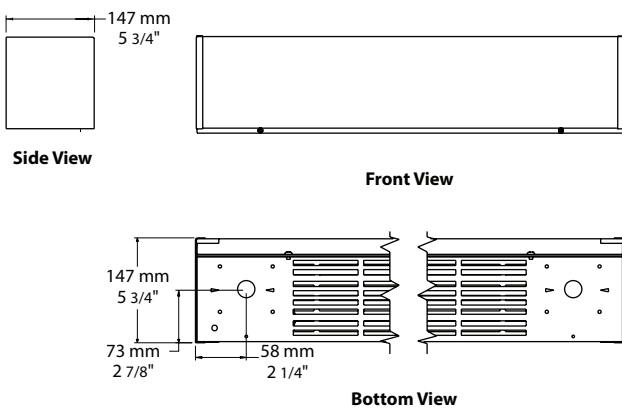
* For factory installed options, add the option number to the product number. See the **Product Code** section inside the front cover.

¹ For anodized aluminum heaters, the clean back option will be fixed with visible rivets.

² These 2-wire relays with transformer can't supply a 3-wire low voltage thermostats.

³ For the U.S. only: The nominal current of the unit must not exceed 80% of the capacity of the disconnect.

⁴ "Off" position.



ODB Aluminum Draft Barrier

ODI Aluminum Sloped Top Draft Barrier




With bottom fresh air inlet and pedestals

ODB




With pedestals

ODI




1




2



3



4



5

Features

Color

- Standard: white, almond.
- Optional (upcharge applicable): metallic silver, bronze, metallic charcoal, aluminum, semi-gloss black, sand.
- Custom colors available upon request.

Finish

- Standard: epoxy/polyester powder paint.
- Optional: anodized aluminum.

Voltage

- 120V, 208V, 240/208V, 277V, 347V, 480V, 600V, 50/60 Hz, 1-phase.

Construction

- 14-gauge (0.0787 in. [2 mm]) aluminum front cover. **1**
- 18-gauge satin coat steel cabinet.
- Screw assembly for added strength.
- Full length built-in wireway.
- Pencil-proof openings less than 1/4 in. (6.4 mm). **2**
- Front fresh air inlet; top warm air outlet.
 - Bottom fresh air inlet available (-BAI).
- Clean back available (-BD).
- Linear high-limit temperature control with automatic reset.
 - High altitude version available (-HA).
- End caps included. **3**

Heating element

- Stainless steel tubular heating element with aluminum fins. **4**
- Floating heating element on high-temperature nylon bushings reducing expansion noises.

Watt density

- Average standard watt density of 275W/ft.
- Average low watt density of 100W/ft., 150W/ft., 200W/ft.

Control

- Built-in thermostat available with a control knob or tamperproof. **5**
- Mechanical, electronic or pneumatic relays available (installed on the right end only).

Ouellet highly recommends to use an electronic wall thermostat for greater comfort.

Installation

- Heater must be installed at least 2 in. (51 mm) from finished floor (for -BAI option).
- Mounting holes spaced on 4 in. (102 mm) intervals for ease of installation.
- Wall or floor mounted installation.
- Variety of accessories available for wall-to-wall installation.
- Pedestal kit available.

Warranty

- 3-year warranty against defects.

Application

- Commercial building, office building, hospital, daycare center, private residence.

ODB Aluminum Draft Barrier



Average Standard Watt Density Models 275W/ft.

Watts	Watts 240/208V ¹	120V	208V	Product #			Price	Length		Weight	
				240/208V	347V	600V		in.	mm	lb	kg
500	500/375	ODB0502	ODB0508	ODB0500	ODB0507	-	564.00	29 1/16	738	8.0	3.6
750	750/563	ODB0752	ODB0758	ODB0750	ODB0757	ODB0756	613.00	39 1/16	992	10.4	4.7
1000	1000/750	ODB1002	ODB1008	ODB1000	ODB1007	ODB1006	673.00	49 5/16	1253	12.8	5.8
1250	1250/938	ODB1252	ODB1258	ODB1250	ODB1257	ODB1256	737.00	58 13/16	1494	15.1	6.8
1500	1500/1125	ODB1502	ODB1508	ODB1500	ODB1507	ODB1506	815.00	67 1/2	1715	17.2	7.8
1750	1750/1313	-	ODB1758	ODB1750	ODB1757	ODB1756	901.00	76 7/8	1952	19.4	8.8
2000	2000/1500	-	ODB2008	ODB2000	ODB2007	ODB2006	999.00	85 5/8	2175	21.5	9.7
2250	2250/1688	-	ODB2258	ODB2250	ODB2257	ODB2256	1108.00	94 1/2	2400	23.6	10.7
2500	2500/1875	-	ODB2508	ODB2500	ODB2507	ODB2506	1234.00	103 5/8	2632	25.8	11.7

Average Low Watt Density Models

Product # ²	Price	Length	Weight	Average Density W/ft.	Watts	Watts 240/208V ¹	120V	208V	240/208V	347V	600V
ODB020X-738	564.00	29 1/16" (738 mm)	8.0 lb (3.6 kg)	100	200	200/150	✓	✓	✓	-	-
ODB030X-738				150	300	300/225	✓	✓	✓	-	-
ODB040X-738				200	400	400/300	✓	✓	✓	✓	-
ODB030X-992	613.00	39 1/16" (992 mm)	10.4 lb (4.7 kg)	100	300	300/225	✓	✓	✓	✓	-
ODB045X-992				150	450	450/338	✓	✓	✓	✓	-
ODB060X-992				200	600	600/450	✓	✓	✓	✓	-
ODB040X-1253	673.00	49 5/16" (1253 mm)	12.8 lb (5.8 kg)	100	400	400/300	✓	✓	✓	✓	-
ODB060X-1253				150	600	600/450	✓	✓	✓	✓	-
ODB080X-1253				200	800	800/600	✓	✓	✓	✓	✓
ODB050X-1494	737.00	58 13/16" (1494 mm)	15.1 lb (6.8 kg)	100	500	500/375	✓	✓	✓	✓	-
ODB075X-1494				150	750	750/563	✓	✓	✓	✓	✓
ODB100X-1494				200	1000	1000/750	✓	✓	✓	✓	✓
ODB060X-1715	815.00	67 1/2" (1715 mm)	17.2 lb (7.8 kg)	100	600	600/450	✓	✓	✓	✓	✓
ODB090X-1715				150	900	900/675	✓	✓	✓	✓	✓
ODB120X-1715				200	1200	1200/900	✓	✓	✓	✓	✓
ODB070X-1952	901.00	76 7/8" (1952 mm)	19.6 lb (8.8kg)	100	700	700/525	✓	✓	✓	✓	✓
ODB105X-1952				150	1050	1050/788	✓	✓	✓	✓	✓
ODB140X-1952				200	1400	1400/1050	✓	✓	✓	✓	✓
ODB080X-2175	999.00	85 5/8" (2175 mm)	21.5 lb (9.7 kg)	100	800	800/600	✓	✓	✓	✓	✓
ODB120X-2175				150	1200	1200/900	✓	✓	✓	✓	✓
ODB160X-2175				200	1600	1600/1200	-	✓	✓	✓	✓
ODB090X-2400	1108.00	94 1/2" (2400 mm)	23.6 lb (10.7 kg)	100	900	900/675	✓	✓	✓	✓	✓
ODB135X-2400				150	1350	1350/1013	-	✓	✓	✓	✓
ODB180X-2400				200	1800	1800/1350	-	✓	✓	✓	✓
ODB100X-2632				100	1000	1000/750	✓	✓	✓	✓	✓
ODB150X-2632	1234.00	103 5/8" (2632 mm)	26.8 lb (11.7 kg)	150	1500	1500/1125	-	✓	✓	✓	✓
ODB200X-2632				200	2000	2000/1500	-	✓	✓	✓	✓
ODB225X-2632				200	2250	2250/1688	-	✓	✓	✓	✓

¹ 208V = 75% of wattage at 240V.

² X = 2 (120V), 8 (208V), 0 (240/208V), 77 (277V), 7 (347V), 4 (480V), 6 (600V).

✓ = Available.

Add "BL" for white, "AM" for almond. Upcharge available for optional colors shown in the color chart section.

Other colors, accessories and finishes are available upon request. Please contact your customer service representative.

Other voltages available upon request.

ODB

Options

Product # Kit	Product # Factory installed*	Price	Description
Finish			
-	BAI	No Charge	Bottom fresh air inlet
-	BD ¹	+10%	Clean back
KIT-ODB-CE	-	498.00	Outside corner, 4 in. (102 mm)
KIT-ODB-CI	-	498.00	Inside corner, 4 in. (102 mm)
KIT-ODB-JT	-	115.00	Splice plate, 2 in. (51 mm)
KIT-ODB-JT-PE	-	128.00	Contour splice plate for BD option and/or heater with pedestals, 2 in. (51 mm)
KIT-ODB-PE	-	167.00	Round pedestal kit (2), 3 in. (76 mm)
KIT-ODB-PEC	-	167.00	Square-shaped pedestal kit (2), 2 in. (51 mm)
ODB-SV-XX	-	Upon Request	Empty cabinet with length of XX mm (minimum: 154 mm, maximum: 2632 mm)
Controls			
KIT-ODB-DIS20 ⁴	DIS20 ⁴	179.00	Disconnect switch, 20A at 277V max.
KIT-ODB-DIS40 ⁴	DIS40 ⁴	219.00	Disconnect switch, 40A at 600V max.
-	HA	No Charge	Linear high-limit temperature control for high altitude (3000 ft. to 8200 ft.)
-	PM	426.00	Pneumatic relay, 20A at 600V max.
KIT-ODB-R-347	R	182.00	Single-pole relay, coil 24V, without transformer, 22A at 120V, 208V, 240V - 19A at 277V - 18A at 347V
KIT-ODB-R-600	R	189.00	Single-pole relay, coil 24V, without transformer, 12.5A at 480V, 10A at 600V
KIT-ODB-RT-120	RT	203.00	Single-pole relay, coil 24V, with transformer 120V/24V, 22A at 120V
KIT-ODB-RT-208	RT	203.00	Single-pole relay, coil 24V, with transformer 208V/24V, 22A at 208V
KIT-ODB-RT-240	RT	203.00	Single-pole relay, coil 24V, with transformer 240V/24V, 22A at 240V
KIT-ODB-RT-277	RT	203.00	Single-pole relay, coil 24V, with transformer 277V/24V, 19A at 277V
KIT-ODB-RT-347	RT	197.00	Single-pole relay, coil 24V, with transformer 347V/24V, 18A at 347V
KIT-ODB-RT-600 ²	RT ²	203.00	Single-pole relay, coil 24V, with transformer 600V/24V, 10A at 600V (2-wire only)
KIT-ODB-TB6	TB6	160.00	Single-pole bi-metal thermostat: 25A at 120V, 208V, 240V, 277V - 10A at 347V, 480V, 600V
KIT-ODB-TB26 ³	TB26 ³	260.00	Double-pole bi-metal thermostat: 25A at 120V, 208V, 240V, 277V - 10A at 347V, 480V, 600V
KIT-ODB-TB6-AV	TB6AV	160.00	Single-pole bi-metal tamperproof thermostat: 25A at 120V, 208V, 240V, 277V - 10A at 347V, 480V, 600V
KIT-ODB-TB26-AV ³	TB26AV ³	260.00	Double-pole bi-metal tamperproof thermostat: 25A at 120V, 208V, 240V, 277V - 10A at 347V, 480V, 600V
KIT-ODB-TRIAC-347	TRIAC	80.00	Single-pole electronic relay, coil 24V, without transformer, 15A at 347V max.
KIT-ODB-TRIAC-347T	TRIAC-T	109.00	Single-pole electronic relay, coil 24V, with transformer, 15A at 208V, 240V, 277V, 347V
KIT-ODB-TRIAC-600	TRIAC	140.00	Single-pole electronic relay, coil 24V, without transformer, 6A at 600V max.

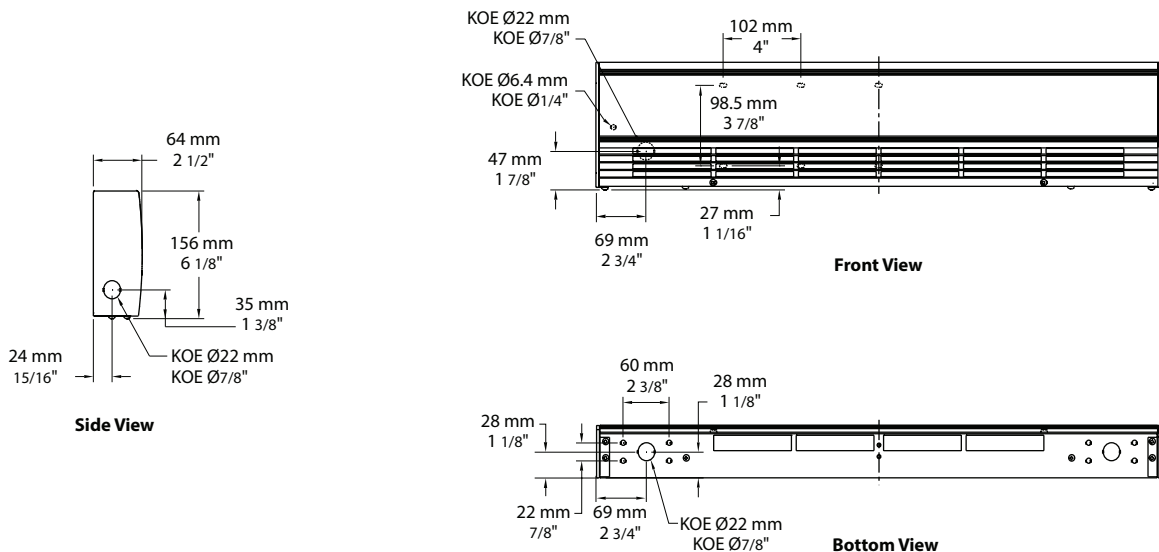
* For factory installed options, add the option number to the product number. See the **Product Code** section inside the front cover.

¹ For anodized aluminum heaters, the clean back option will be fixed with visible rivets.

² These 2-wire relays with transformer can't supply of 3-wire low voltage thermostats.

³ "Off" position.

⁴ For the U.S. only: The nominal current of the unit must not exceed 80% of the capacity of the disconnect.



ODI Aluminum Sloped Top Draft Barrier



With pedestals



Average Standard Watt Density Models 275W/ft.¹

Watts	Watts 240/208V ²	120V	208V	Product #			Price	Length		Weight	
				240/208V ²	347V	600V		in.	mm	lb	kg
500	500/375	ODI0502	ODI0508	ODI0500	ODI0507	-	590.00	29 1/16	738	9.1	4.1
750	750/563	ODI0752	ODI0758	ODI0750	ODI0757	ODI0756	643.00	39 1/16	992	11.9	5.4
1000	1000/750	ODI1002	ODI1008	ODI1000	ODI1007	ODI1006	706.00	49 5/16	1253	14.7	6.6
1250	1250/938	ODI1252	ODI1258	ODI1250	ODI1257	ODI1256	776.00	58 13/16	1494	17.3	7.9
1500	1500/1125	ODI1502	ODI1508	ODI1500	ODI1507	ODI1506	857.00	67 1/2	1715	19.7	9.0
1750	1750/1313	-	ODI1758	ODI1750	ODI1757	ODI1756	946.00	76 7/8	1952	22.3	10.1
2000	2000/1500	-	ODI2008	ODI2000	ODI2007	ODI2006	1047.00	85 5/8	2175	24.7	11.2
2250	2250/1688	-	ODI2258	ODI2250	ODI2257	ODI2256	1162.00	94 1/2	2400	27.2	12.3
2500	2500/1875	-	ODI2508	ODI2500	ODI2507	ODI2506	1220.00	103 5/8	2632	29.7	13.5

Average Low Watt Density Models

Product # ³	Price	Length	Weight	Average Density W/ft.	Watts	Watts 240/208V ²	120V	208V	240/208V	347V	600V
ODI020X-738	590.00	29 1/16" (738 mm)	9.1 lb (4.1 kg)	100	200	200/150	✓	✓	✓	-	-
ODI030X-738 ¹				150	300	300/225	✓	✓	✓	-	-
ODI040X-738 ¹				200	400	400/300	✓	✓	✓	✓	-
ODI030X-992	643.00	39 1/16" (992 mm)	11.9 lb (5.4kg)	100	300	300/225	✓	✓	✓	✓	-
ODI045X-992 ¹				150	450	450/338	✓	✓	✓	✓	-
ODI060X-992 ¹				200	600	600/450	✓	✓	✓	✓	-
ODI040X-1253	706.00	49 5/16" (1253 mm)	14.7 lb (6.6 kg)	100	400	400/300	✓	✓	✓	✓	-
ODI060X-1253 ¹				150	600	600/450	✓	✓	✓	✓	-
ODI080X-1253 ¹				200	800	800/600	✓	✓	✓	✓	✓
ODI050X-1494	776.00	58 13/16" (1494 mm)	17.3 lb (7.9 kg)	100	500	500/375	✓	✓	✓	✓	-
ODI075X-1494 ¹				150	750	750/563	✓	✓	✓	✓	✓
ODI100X-1494 ¹				200	1000	1000/750	✓	✓	✓	✓	✓
ODI060X-1715	857.00	67 1/2" (1715 mm)	19.7 lb (9.0 kg)	100	600	600/450	✓	✓	✓	✓	✓
ODI090X-1715 ¹				150	900	900/675	✓	✓	✓	✓	✓
ODI120X-1715 ¹				200	1200	1200/900	✓	✓	✓	✓	✓
ODI070X-1952	946.00	76 7/8" (1952 mm)	22.3lb (10.1kg)	100	700	700/525	✓	✓	✓	✓	✓
ODI105X-1952 ¹				150	1050	1050/788	✓	✓	✓	✓	✓
ODI140X-1952 ¹				200	1400	1400/1050	✓	✓	✓	✓	✓
ODI080X-2175	1047.00	85 5/8" (2175 mm)	24.7 lb (11.2 kg)	100	800	800/600	✓	✓	✓	✓	✓
ODI120X-2175 ¹				150	1200	1200/900	✓	✓	✓	✓	✓
ODI160X-2175 ¹				200	1600	1600/1200	-	✓	✓	✓	✓
ODI090X-2400	1162.00	94 1/2" (2400 mm)	27.2 lb (12.3 kg)	100	900	900/675	✓	✓	✓	✓	✓
ODI135X-2400 ¹				150	1350	1350/1013	-	✓	✓	✓	✓
ODI180X-2400 ¹				200	1800	1800/1350	-	✓	✓	✓	✓
ODI100X-2632	1220.00	103 5/8" (2632 mm)	29.7 lb (13.5 kg)	100	1000	1000/750	✓	✓	✓	✓	✓
ODI150X-2632 ¹				150	1500	1500/1125	-	✓	✓	✓	✓
ODI200X-2632 ¹				200	2000	2000/1500	-	✓	✓	✓	✓
ODI225X-2632 ¹				200	2250	2250/1688	-	✓	✓	✓	✓

¹ Not for residential use in the United States.

² 208V = 75% of wattage at 240V.

³ X = 2 (120V), 8 (208V), 0 (240/208V), 77 (277V), 7 (347V), 4 (480V), 6 (600V).

✓ = Available.

Add "BL" for white, "AM" for almond. Upcharge available for optional colors shown in the color chart section.

Other colors, accessories and finishes are available upon request. Please contact your customer service representative.

Other voltages available upon request.

Options

Product # Kit	Product # Factory installed*	Price	Description
Finish			
-	BAI	No Charge	Bottom fresh air inlet
-	BD ¹	+10%	Clean back
KIT-ODI-CE	-	517.00	Outside corner, 4 in. (102 mm)
KIT-ODI-CI	-	517.00	Inside corner, 4 in. (102 mm)
KIT-ODI-JT	-	124.00	Splice plate, 2 in. (51 mm)
KIT-ODI-JT-PE	-	131.00	Contour splice plate for BD option and/or heater with pedestals, 2 in. (51 mm)
KIT-ODI-PE	-	175.00	Round pedestal kit (2), 3 in. (76 mm)
KIT-ODI-PEC	-	175.00	Square-shaped pedestal kit (2), 2 in. (51 mm)
ODI-SV-XX	-	Upon Request	Empty cabinet with length of XX mm (minimum: 154 mm, maximum: 2632 mm)
Controls			
KIT-ODI-DIS20 ⁴	DIS20 ⁴	179.00	Disconnect switch, 20A at 277V max.
KIT-ODI-DIS40 ⁴	DIS40 ⁴	219.00	Disconnect switch, 40A at 600V max.
-	HA	No Charge	Linear high-limit temperature control for high altitude (3000 ft. to 8200 ft.)
-	PM	426.00	Pneumatic relay, 20A at 600V max.
KIT-ODI-R-347	R	182.00	Single-pole relay, coil 24V, without transformer, 22A at 120V, 208V, 240V - 19A at 277V - 18A at 347V
KIT-ODI-R-600	R	189.00	Single-pole relay, coil 24V, without transformer, 12.5A at 480V, 10A at 600V
KIT-ODI-RT-120	RT	203.00	Single-pole relay, coil 24V, with transformer 120V/24V, 22A at 120V
KIT-ODI-RT-208	RT	203.00	Single-pole relay, coil 24V, with transformer 208V/24V, 22A at 208V
KIT-ODI-RT-240	RT	203.00	Single-pole relay, coil 24V, with transformer 240V/24V, 22A at 240V
KIT-ODI-RT-277	RT	203.00	Single-pole relay, coil 24V, with transformer 277V/24V, 19A at 277V
KIT-ODI-RT-347	RT	197.00	Single-pole relay, coil 24V, with transformer 347V/24V, 18A at 347V
KIT-ODI-RT-600 ²	RT ²	203.00	Single-pole relay, coil 24V, with transformer 600V/24V, 10A at 600V (2-wire only)
KIT-ODI-TB6	TB6	160.00	Single-pole bi-metal thermostat: 25A at 120V, 208V, 240V, 277V - 10A at 347V, 480V, 600V
KIT-ODI-TB26 ³	TB26 ³	260.00	Double-pole bi-metal thermostat: 25A at 120V, 208V, 240V, 277V - 10A at 347V, 480V, 600V
KIT-ODI-TB6-AV	TB6AV	160.00	Single-pole bi-metal tamperproof thermostat: 25A at 120V, 208V, 240V, 277V - 10A at 347V, 480V, 600V
KIT-ODI-TB26-AV ³	TB26AV ³	260.00	Double-pole bi-metal tamperproof thermostat: 25A at 120V, 208V, 240V, 277V - 10A at 347V, 480V, 600V
KIT-ODI-TRIAC-347	TRIAC	80.00	Single-pole electronic relay, coil 24V, without transformer, 15A at 347V max.
KIT-ODI-TRIAC-347T	TRIAC T	109.00	Single-pole electronic relay, coil 24V, with transformer, 15A at 208V, 240V, 277V, 347V
KIT-ODI-TRIAC-600	TRIAC	140.00	Single-pole electronic relay, coil 24V, without transformer, 6A at 600V max.

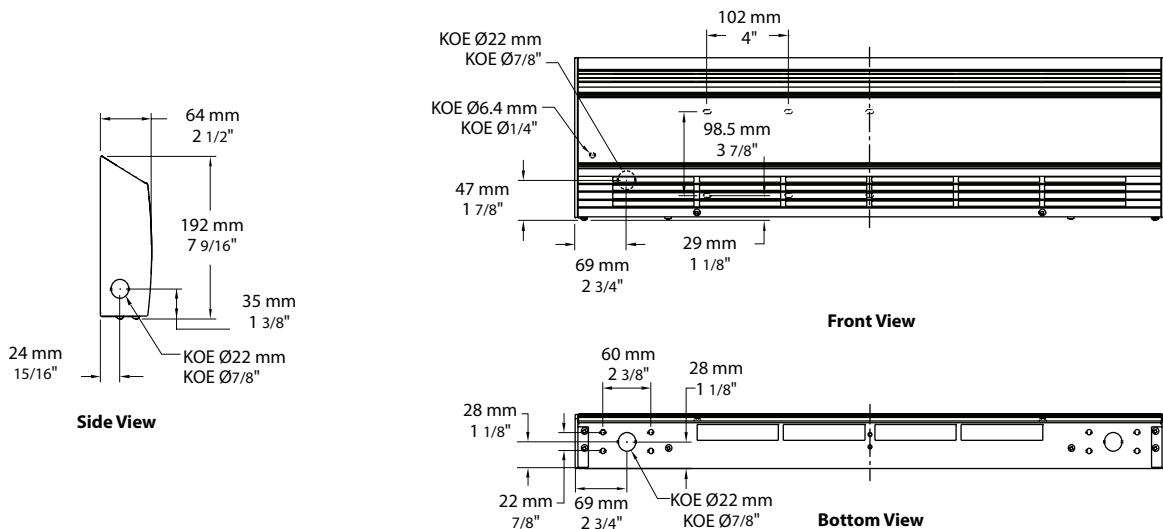
* For factory installed options, add the option number to the product number. See the **Product Code** section inside the front cover.

¹ For anodized aluminum heaters, the clean back option will be fixed with visible rivets.

² These 2-wire relays with transformer can't supply of 3-wire low voltage thermostats.

³ "Off" position.

⁴ For the U.S. only: The nominal current of the unit must not exceed 80% of the capacity of the disconnect.



OCB Heavy-Duty Aluminum Draft Barrier



With bottom fresh air inlet and pedestals



Features

Color

- Standard: white, almond.
- Optional (upcharge applicable): metallic silver, bronze, metallic charcoal, aluminum, semi-gloss black, sand.
- Custom colors available upon request.

Finish

- Standard: epoxy/polyester powder paint.
- Optional: anodized aluminum.

Voltage

- 120V, 208V, 240/208V, 277V, 347V, 480V, 600V, 50/60 Hz, 1-phase.

Construction

- 14-gauge (0.0787 in. [2 mm]) aluminum front cover.
- 18-gauge satin coat steel cabinet.
- Full length built-in wireway.
- Separate low voltage wireway (-WW) available.
- Pencil-proof openings less than 1/4 in. (6.4 mm).
- Front fresh air inlet; top warm air outlet.
- Bottom fresh air inlet available (-BAI).
- Clean back available (-BD).
- Linear high-limit temperature control with automatic reset.
- End caps included.

Heating element

- Stainless steel tubular heating element with aluminum fins.
- Floating heating elements on high-temperature nylon bushings reducing expansion noises.

Watt density

- Average standard watt density of 275W/ft.
- Average low watt density of 100W/ft., 150W/ft., 200W/ft.

Control

- Built-in thermostat available with a control knob or tamperproof (installed on the right end only).
- Mechanical, electronic or pneumatic relays available (installed on the right end only).

Ouellet highly recommends to use an electronic wall thermostat for greater comfort.

Installation

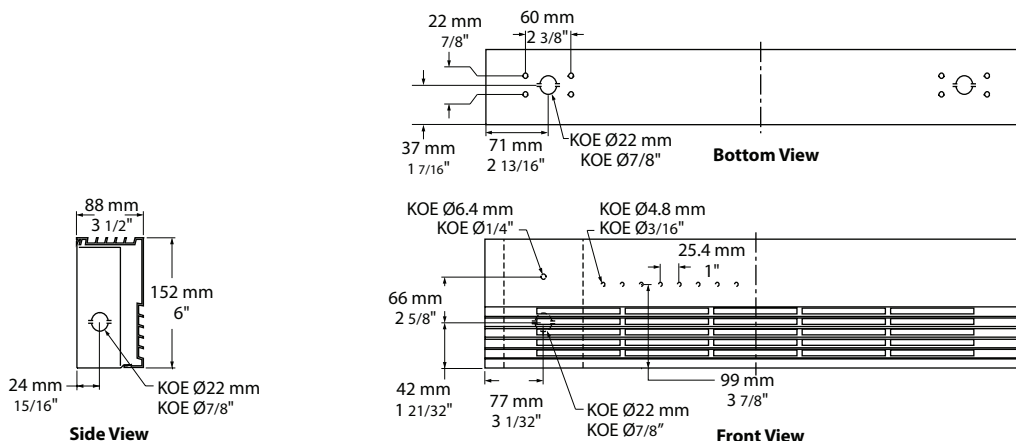
- Heater must be installed at least 3 in. (76 mm) from finished floor (for -BAI option).
- Mounting holes spaced on 1 in. (25.4 mm) intervals for ease of installation.
- Wall or floor mounted installation.
- Variety of accessories available for wall-to-wall installation.
- Pedestal kit available.

Warranty

- 3-year warranty against defects.

Application

- Commercial building, office building, hospital, daycare center, private residence.



Average Standard Watt Density Models 275W/ft.

Watts	Watts 240/208V ²	Product #					Price	Length		Weight	
		120V	208V	240/208V	347V	600V		in.	mm	lb	kg
500	500/375	OCB0502	OCB0508	OCB0500	OCB0507	-	621.00	28	711	8.0	3.6
750	750/563	OCB0752	OCB0758	OCB0750	OCB0757	OCB0756	667.00	38	965	10.8	4.9
1000	1000/750	OCB1002	OCB1008	OCB1000	OCB1007	OCB1006	710.00	48 3/16	1224	13.7	6.2
1250	1250/938	OCB1252	OCB1258	OCB1250	OCB1257	OCB1256	764.00	57 11/16	1465	16.4	7.5
1500	1500/1125	OCB1502	OCB1508	OCB1500	OCB1507	OCB1506	822.00	66 7/16	1687	18.8	8.6
1750	1750/1313	-	OCB1758	OCB1750	OCB1757	OCB1756	885.00	75 13/16	1925	21.5	9.8
2000	2000/1500	-	OCB2008	OCB2000	OCB2007	OCB2006	951.00	84 9/16	2148	24.0	10.9
2250	2250/1688	-	OCB2258	OCB2250	OCB2257	OCB2256	1028.00	93 1/2	2375	26.5	12.1
2500	2500/1875	-	OCB2508	OCB2500	OCB2507	OCB2506	1088.00	102 5/8	2606	29.1	13.2

Average Low Watt Density Models

Product # ¹	Price	Length	Weight	Average Density W/ft.	Watts	Watts 240/208V ²	120V	208V	240/208V	347V	600V
OCB020X-711	621.00	28" (711mm)	8.0 lb (3.6 kg)	100	200	200/150	✓	✓	✓	-	-
OCB030X-711				150	300	300/225	✓	✓	✓	-	-
OCB040X-711				200	400	400/300	✓	✓	✓	✓	-
OCB030X-965	667.00	38" (965 mm)	10.8 lb (4.9 kg)	100	300	300/225	✓	✓	✓	✓	-
OCB045X-965				150	450	450/338	✓	✓	✓	✓	-
OCB060X-965				200	600	600/450	✓	✓	✓	✓	-
OCB040X-1224	710.00	48 3/16" (1224 mm)	13.7 lb (6.2 kg)	100	400	400/300	✓	✓	✓	✓	-
OCB060X-1224				150	600	600/450	✓	✓	✓	✓	-
OCB080X-1224				200	800	800/600	✓	✓	✓	✓	✓
OCB050X-1465	764.00	57 11/16" (1465 mm)	16.4 lb (7.5 kg)	100	500	500/375	✓	✓	✓	✓	-
OCB075X-1465				150	750	750/563	✓	✓	✓	✓	✓
OCB100X-1465				200	1000	1000/750	✓	✓	✓	✓	✓
OCB060X-1687	822.00	66 7/16" (1687 mm)	18.8 lb (8.6 kg)	100	600	600/450	✓	✓	✓	✓	✓
OCB090X-1687				150	900	900/675	✓	✓	✓	✓	✓
OCB120X-1687				200	1200	1200/900	✓	✓	✓	✓	✓
OCB070X-1925	885.00	75 13/16" (1925 mm)	21.5 lb (9.8 kg)	100	700	700/525	✓	✓	✓	✓	✓
OCB105X-1925				150	1050	1050/788	✓	✓	✓	✓	✓
OCB140X-1925				200	1400	1400/1050	✓	✓	✓	✓	✓
OCB080X-2148	951.00	84 9/16" (2148 mm)	24.0 lb (10.9 kg)	100	800	800/600	✓	✓	✓	✓	✓
OCB120X-2148				150	1200	1200/900	✓	✓	✓	✓	✓
OCB160X-2148				200	1600	1600/1200	✓	✓	✓	✓	✓
OCB090X-2375	1028.00	93 1/2" (2375 mm)	26.5 lb (12.1 kg)	100	900	900/675	✓	✓	✓	✓	✓
OCB135X-2375				150	1350	1350/1013	-	✓	✓	✓	✓
OCB180X-2375				200	1800	1800/1350	-	✓	✓	✓	✓
OCB100X-2606	1088.00	102 5/8" (2606 mm)	29.1 lb (13.2 kg)	100	1000	1000/750	✓	✓	✓	✓	✓
OCB150X-2606				150	1500	1500/1125	-	✓	✓	✓	✓
OCB200X-2606				200	2000	2000/1500	-	✓	✓	✓	✓

¹ X = 2 (120V), 8 (208V), 0 (240/208V), 77 (277V), 7 (347V), 4 (480V), 6 (600V).

² 208V = 75% of wattage at 240V.

✓ = Available.

Add "BL" for white, "AM" for almond. Upcharge available for optional colors shown in the color chart section.

Other colors, accessories and finishes are available upon request. Please contact your customer service representative.

Other voltages available upon request.

Options

Product # Kit	Product # Factory installed*	Price	Description
Finish			
-	BAI	No Charge	Bottom fresh air inlet
-	BD ¹	+10%	Clean back
KIT-OCB-CE	-	392.00	Outside corner, 6 in. (152 mm)
KIT-OCB-CI	-	392.00	Inside corner, 6 in. (152 mm)
KIT-OCB-JT	-	90.00	Splice plate, 1 3/16 in. (30 mm)
KIT-OCB-JT-PE	-	99.00	Contour splice plate for BD option and/or heater with pedestals, 1 3/16 po (30 mm)
KIT-OCB-PE	-	133.00	Round pedestal kit (2), 3 in. (76 mm)
KIT-OCB-PEC	-	133.00	Square-shaped pedestal kit (2), 3 in. (76 mm)
OCB-SV-XX	-	Upon Request	Empty cabinet with length of XX mm (minimum: 154 mm, maximum: 2606 mm)
Controls			
KIT-OCB-DIS20 ³	DIS20 ³	179.00	Disconnect switch, 20A at 277V max.
-	PM	426.00	Pneumatic relay, 20A at 600V max.
KIT-OCB-R-347	R	182.00	Single-pole relay, coil 24V, without transformer, 22A at 120V, 208V, 240V - 19A at 277V - 18A at 347V
KIT-OCB-R-600	R	189.00	Single-pole relay, coil 24V, without transformer, 12.5A at 480V, 10A at 600V
KIT-OCB-RT-120	RT	203.00	Single-pole relay, coil 24V, with transformer 120V/24V, 22A at 120V
KIT-OCB-RT-208	RT	203.00	Single-pole relay, coil 24V, with transformer 208V/24V, 22A at 208V
KIT-OCB-RT-240	RT	203.00	Single-pole relay, coil 24V, with transformer 240V/24V, 22A at 240V
KIT-OCB-RT-277	RT	203.00	Single-pole relay, coil 24V, with transformer 277V/24V, 19A at 277V
KIT-OCB-RT-347	RT	197.00	Single-pole relay, coil 24V, with transformer 347V/24V, 18A at 347V
KIT-OCB-RT-600 ²	RT ²	203.00	Single-pole relay, coil 24V, with transformer 600V/24V, 10A at 600V (2-wire only)
KIT-OCB-T	T	142.00	Single-pole thermostat: 30A at 120V, 208V, 240V - 15A at 277V, 347V, 600V
KIT-OCB-T2 ⁴	T2 ⁴	237.00	Double-pole thermostat: 30A at 120, 208V, 240V - 15A at 277V, 347V, 600V
KIT-OCB-T-AV	TAV	142.00	Single-pole tamperproof thermostat: 30A at 120V, 208V, 240V - 15A at 277V, 347V, 600V
KIT-OCB-T2-AV ⁴	T2AV ⁴	237.00	Double-pole tamperproof thermostat: 30A at 120, 208V, 240V - 15A at 277V, 347V, 600V
KIT-OCB-TRIAC-347	TRIAC	80.00	Single-pole electronic relay, coil 24V, without transformer, 15A at 347V max.
KIT-OCB-TRIAC-347T	TRIAC T	109.00	Single-pole electronic relay, coil 24V, with transformer, 15A at 208V, 240V, 277V, 347V
KIT-OCB-TRIAC-600	TRIAC	140.00	Single-pole electronic relay, coil 24V, without transformer, 6A at 600V max.
-	WW	48.00	24V wireway

* For factory installed options, add the option number to the product number. See the **Product Code** section inside the front cover.

¹ For anodized aluminum heaters, the clean back option will be fixed with visible rivets.



² These 2-wire relays with transformer can't supply of 3-wire low voltage thermostats.

³ For the U.S. only: The nominal current of the unit must not exceed 80% of the capacity of the disconnect.

⁴ "Off" position.

ODBA Steel Draft Barrier

ODIA Steel Sloped Top Draft Barrier



Features

Color

- Standard: white, almond.
- Optional (upcharge applicable): metallic silver, bronze, metallic charcoal, aluminum, semi-gloss black, sand.
- Custom colors available upon request.

Finish

- Standard: epoxy/polyester powder paint.

Voltage

- 120V, 208V, 240V/208V, 277V, 347V, 480V, 600V, 50/60 Hz, 1-phase.

Construction

- 16-gauge steel front cover. **1**
- 18-gauge satin coat steel cabinet.
- Screw assembly for added strength.
- Full length built-in wireway.
- Front fresh air inlet; top warm air outlet. **2**
 - Bottom fresh air inlet available (-BAI).
- Clean back available (-BD).
- Linear high-limit temperature control with automatic reset. High altitude version available (-HA).
- End caps included. **3**

Heating element

- Stainless steel tubular heating element with aluminum fins.
- Floating heating element on high-temperature nylon bushings reducing expansion noises. **4**

Watt density

- Average standard watt density of 275W/ft.
- Average low watt density of 100W/ft., 150W/ft., 200W/ft.

Control

- Built-in thermostat available with a control knob or tamperproof.
- Mechanical, electronic or pneumatic relays available (installed on the right end only).

Ouellet highly recommends to use an electronic wall thermostat for greater comfort.

Installation

- Heater must be installed at least 2 in. (51 mm) from finished floor (for -BAI option).
- Mounting holes spaced on 4 in. (102 mm) intervals for ease of installation.
- Wall or floor mounted installation.
- Variety of accessories available for wall-to-wall installation.
- Pedestal kit available. **5**

Warranty

- 3-year warranty against defects.

Application

- Commercial building, office building, hospital, daycare center, private residence.

ODBA Steel Draft Barrier



With bottom fresh air inlet and pedestals



Average Standard Density Models 275W/ft.¹

Watts	Watts 240/208V ²	120V	208V	Product #			Price	Length		Weight	
				240/208V	347V	600V		in.	mm	lb	kg
500	500/375	ODBA0502	ODBA0508	ODBA0500	ODBA0507	-	398.00	28 7/8	733	10.5	4.8
750	750/563	ODBA0752	ODBA0758	ODBA0750	ODBA0757	ODBA0756	452.00	38 7/8	987	12.7	5.8
1000	1000/750	ODBA1002	ODBA1008	ODBA1000	ODBA1007	ODBA1006	517.00	49 1/8	1248	14.9	6.8
1250	1250/938	ODBA1252	ODBA1258	ODBA1250	ODBA1257	ODBA1256	581.00	58 5/8	1489	17.0	7.7
1500	1500/1125	ODBA1502	ODBA1508	ODBA1500	ODBA1507	ODBA1506	668.00	67 5/16	1710	18.8	8.5
1750	1750/1313	-	ODBA1758	ODBA1750	ODBA1757	ODBA1756	763.00	76 5/8	1947	20.8	9.4
2000	2000/1500	-	ODBA2008	ODBA2000	ODBA2007	ODBA2006	858.00	85 7/16	2170	22.7	10.3
2250	2250/1688	-	ODBA2258	ODBA2250	ODBA2257	ODBA2256	974.00	94 5/16	2395	24.6	11.2
2500	2500/1875	-	ODBA2508	ODBA2500	ODBA2507	ODBA2506	1109.00	103 7/16	2627	26.6	12.1

Average Low Watt Density Models

Product # ³	Price	Length	Weight	Average Density W/ft.	Watts	Watts 240/208V ²	120V	208V	240/208V	347V	600V
ODBA020X-733	398.00	28 7/8" (733 mm)	10.5 lb (4.8 kg)	100	200	200/150	✓	✓	✓	-	-
ODBA030X-733				150	300	300/225	✓	✓	✓	-	-
ODBA040X-733 ¹				200	400	400/300	✓	✓	✓	✓	-
ODBA030X-987	452.00	38 7/8" (987 mm)	12.7 lb (5.8kg)	100	300	300/225	✓	✓	✓	✓	-
ODBA045X-987				150	450	450/338	✓	✓	✓	✓	-
ODBA060X-987 ¹				200	600	600/450	✓	✓	✓	✓	-
ODBA040X-1248	517.00	49 1/8" (1248 mm)	14.9 lb (6.8 kg)	100	400	400/300	✓	✓	✓	✓	-
ODBA060X-1248				150	600	600/450	✓	✓	✓	✓	-
ODBA080X-1248 ¹				200	800	800/600	✓	✓	✓	✓	✓
ODBA050X-1489	581.00	58 5/8" (1489 mm)	17.0 lb (7.7 kg)	100	500	500/375	✓	✓	✓	✓	-
ODBA075X-1489				150	750	750/563	✓	✓	✓	✓	✓
ODBA100X-1489 ¹				200	1000	1000/750	✓	✓	✓	✓	✓
ODBA060X-1710	668.00	67 5/16" (1710 mm)	18.8 lb (8.5 kg)	100	600	600/450	✓	✓	✓	✓	✓
ODBA090X-1710				150	900	900/675	✓	✓	✓	✓	✓
ODBA120X-1710 ¹				200	1200	1200/900	✓	✓	✓	✓	✓
ODBA070X-1947	763.00	76 5/8" (1947 mm)	20.8 lb (9.4 kg)	100	700	700/525	✓	✓	✓	✓	✓
ODBA105X-1947				150	1050	1050/788	✓	✓	✓	✓	✓
ODBA140X-1947 ¹				200	1400	1400/1050	✓	✓	✓	✓	✓
ODBA080X-2170	858.00	85 7/16" (2170 mm)	22.7 lb (10.3 kg)	100	800	800/600	✓	✓	✓	✓	✓
ODBA120X-2170				150	1200	1200/900	✓	✓	✓	✓	✓
ODBA160X-2170 ¹				200	1600	1600/1200	-	✓	✓	✓	✓
ODBA090X-2395	974.00	94 5/16" (2395 mm)	24.6 lb (11.2 kg)	100	900	900/675	✓	✓	✓	✓	✓
ODBA135X-2395				150	1350	1350/1013	-	✓	✓	✓	✓
ODBA180X-2395 ¹				200	1800	1800/1350	-	✓	✓	✓	✓
ODBA100X-2627	1109.00	103 7/16" (2627 mm)	26.6 lb (12.2 kg)	100	1000	1000/750	✓	✓	✓	✓	✓
ODBA150X-2627				150	1500	1500/1125	-	✓	✓	✓	✓
ODBA200X-2627 ¹				200	2000	2000/1500	-	✓	✓	✓	✓
ODBA225X-2627 ¹				200	2250	2250/1688	-	✓	✓	✓	✓

¹ Not for residential use in the United States.

² 208V = 75% of wattage at 240V.

³ X = 2 (120V), 8 (208V), 0 (240/208V), 77 (277V), 7 (347V), 4 (480V), 6 (600V).

✓ = Available.

Add "BL" for white, "AM" for almond. Upcharge available for optional colors shown in the color chart section.

Other colors, accessories and finishes are available upon request. Please contact your customer service representative.

Other voltages available upon request.

ODBA

Options

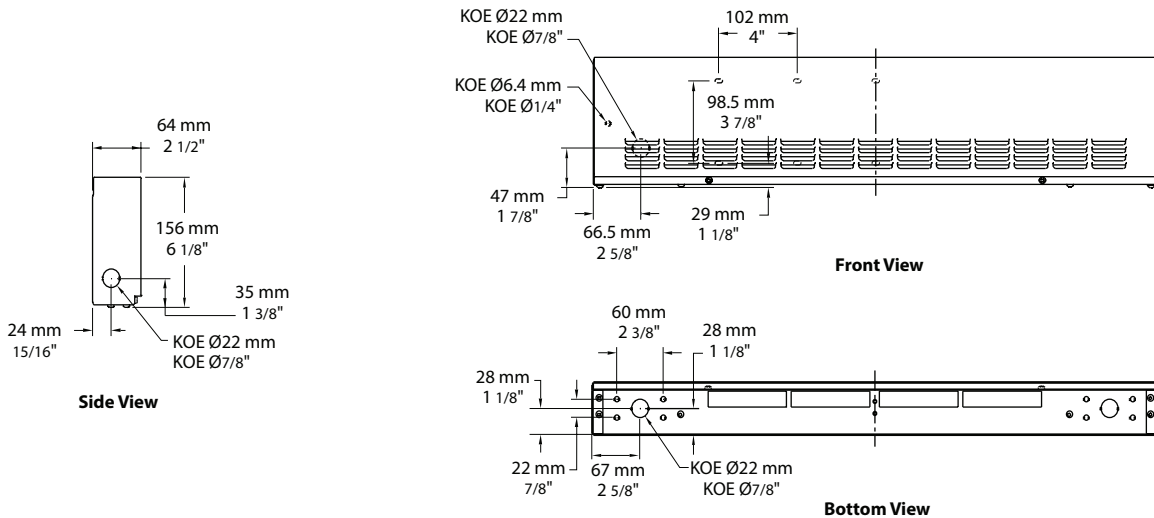
Product # Kit	Product # Factory installed*	Price	Description
Finish			
-	BAI	No Charge	Bottom fresh air inlet
-	BD	+10%	Clean back
KIT-ODBA-CE	-	376.00	Outside corner, 4 in. (102 mm)
KIT-ODBA-CI	-	376.00	Inside corner, 4 in. (102 mm)
KIT-ODBA-JT	-	112.00	Splice plate, 2 in. (51 mm)
KIT-ODBA-JT-PE	-	125.00	Contour splice plate for BD option and/or heater with pedestals, 2 in. (51 mm)
KIT-ODBA-PE	-	161.00	Round pedestal kit (2), 3 in. (76 mm)
KIT-ODBA-PEC	-	161.00	Square-shaped pedestal kit (2), 2 in. (51 mm)
ODBA-SV-XX	-	Upon Request	Empty cabinet length of XX mm (minimum: 154 mm, maximum: 2625 mm)
Controls			
KIT-ODBA-DIS20 ³	DIS20 ³	179.00	Disconnect switch, 20A at 277V max.
KIT-ODBA-DIS40 ³	DIS40 ³	219.00	Disconnect switch, 40A at 600V max.
-	HA	No Charge	Linear high-limit temperature control for high altitude (3000 ft. to 8200 ft.)
-	PM	426.00	Pneumatic relay, 20A at 600V max.
KIT-ODBA-R-347	R	182.00	Single-pole relay, coil 24V, without transformer, 22A at 120V, 208V, 240V - 19A at 277V - 18A at 347V
KIT-ODBA-R-600	R	189.00	Single-pole relay, coil 24V, without transformer, 12.5A at 480V, 10A at 600V
KIT-ODBA-RT-120	RT	203.00	Single-pole relay, coil 24V, with transformer 120V/24V, 22A at 120V
KIT-ODBA-RT-208	RT	203.00	Single-pole relay, coil 24V, with transformer 208V/24V, 22A at 208V
KIT-ODBA-RT-240	RT	203.00	Single-pole relay, coil 24V, with transformer 240V/24V, 22A at 240V
KIT-ODBA-RT-277	RT	203.00	Single-pole relay, coil 24V, with transformer 277V/24V, 19A at 277V
KIT-ODBA-RT-347	RT	197.00	Single-pole relay, coil 24V, with transformer 347V/24V, 18A at 347V
KIT-ODBA-RT-600 ¹	RT ¹	203.00	Single-pole relay, coil 24V, with transformer 600V/24V, 10A at 600V (2-wire only)
KIT-ODBA-TB6	TB6	160.00	Single-pole bi-metal thermostat: 25A at 120V, 208V, 240V, 277V - 10A at 347V, 480V, 600V
KIT-ODBA-TB26 ²	TB26 ²	260.00	Double-pole bi-metal thermostat: 25A at 120V, 208V, 240V, 277V - 10A at 347V, 480V, 600V
KIT-ODBA-TB6-AV	TB6AV	160.00	Single-pole bi-metal tamperproof thermostat: 25A at 120V, 208V, 240V, 277V - 10A at 347V, 480V, 600V
KIT-ODBA-TB26-AV ²	TB26AV ²	260.00	Double-pole bi-metal tamperproof thermostat: 25A at 120V, 208V, 240V, 277V - 10A at 347V, 480V, 600V
KIT-ODBA-TRIAC-347	TRIAC	80.00	Single-pole electronic relay, coil 24V, without transformer, 15A max. at 347V max.
KIT-ODBA-TRIAC-347T	TRIAC T	109.00	Single-pole electronic relay, coil 24V, with transformer, 15A at 208V, 240V, 277V, 347V
KIT-ODBA-TRIAC-600	TRIAC	140.00	Single-pole electronic relay, coil 24V, without transformer, 6A at 600V max.

* For factory installed options, add the option number to the product number. See the **Product Code** section inside the front cover.

¹ These 2-wire relays with transformer can't supply of 3-wire low voltage thermostats.

² "Off" position.

³ For the U.S. only: The nominal current of the unit must not exceed 80% of the capacity of the disconnect.



ODIA Steel Sloped Top Draft Barrier



With bottom fresh air inlet and pedestals



Average Standard Watt Density Models 275W/ft.¹

Watts	Watts 240/208V ²			Product #			Price	Length		Weight	
		120V	208V	240/208V	347V	600V		in.	mm	lb	kg
500	500/375	ODIA0502	ODIA0508	ODIA0500	ODIA0507	-	398.00	28 7/8	733	11.6	5.3
750	750/563	ODIA0752	ODIA0758	ODIA0750	ODIA0757	ODIA0756	452.00	38 7/8	987	15.1	6.9
1000	1000/750	ODIA1002	ODIA1008	ODIA1000	ODIA1007	ODIA1006	517.00	49 1/8	1248	18.7	8.5
1250	1250/938	ODIA1252	ODIA1258	ODIA1250	ODIA1257	ODIA1256	581.00	58 5/8	1489	22.0	10.0
1500	1500/1125	ODIA1502	ODIA1508	ODIA1500	ODIA1507	ODIA1506	668.00	67 5/16	1710	25.0	11.4
1750	1750/1313	-	ODIA1758	ODIA1750	ODIA1757	ODIA1756	763.00	76 5/8	1947	28.3	12.8
2000	2000/1500	-	ODIA2008	ODIA2000	ODIA2007	ODIA2006	858.00	85 7/16	2170	31.3	14.2
2250	2250/1688	-	ODIA2258	ODIA2250	ODIA2257	ODIA2256	974.00	94 5/16	2395	34.4	15.6
2500	2500/1875	-	ODIA2508	ODIA2500	ODIA2507	ODIA2506	973.00	103 7/16	2627	37.6	17.1

Average Low Watt Density Models

Product # ³	Price	Length	Weight	Average Density W/ft.	Watts	Watts 240/208V ²	120V	208V	240/208V	347V	600V
ODIA020X-733	398.00	28 7/8" (733 mm)	11.6 lb (5.3 kg)	100	200	200/150	✓	✓	✓	-	-
ODIA030X-733				150	300	300/225	✓	✓	✓	-	-
ODIA040X-733 ¹				200	400	400/300	✓	✓	✓	✓	-
ODIA030X-987	452.00	38 7/8" (987 mm)	15.1 lb (6.9 kg)	100	300	300/225	✓	✓	✓	✓	-
ODIA045X-987				150	450	450/338	✓	✓	✓	✓	-
ODIA060X-987 ¹				200	600	600/450	✓	✓	✓	✓	-
ODIA040X-1248	517.00	49 1/8" (1248 mm)	18.7 lb (8.5 kg)	100	400	400/300	✓	✓	✓	✓	-
ODIA060X-1248				150	600	600/450	✓	✓	✓	✓	-
ODIA080X-1248 ¹				200	800	800/600	✓	✓	✓	✓	✓
ODIA050X-1489	581.00	58 5/8" (1489 mm)	22.0 lb (10.0 kg)	100	500	500/375	✓	✓	✓	✓	-
ODIA075X-1489				150	750	750/563	✓	✓	✓	✓	✓
ODIA100X-1489 ¹				200	1000	1000/750	✓	✓	✓	✓	✓
ODIA060X-1710	668.00	67 5/16" (1710 mm)	25.0 lb (11.4 kg)	100	600	600/450	✓	✓	✓	✓	✓
ODIA090X-1710				150	900	900/675	✓	✓	✓	✓	✓
ODIA120X-1710 ¹				200	1200	1200/900	✓	✓	✓	✓	✓
ODIA070X-1947	763.00	76 5/8" (1947 mm)	28.3 lb (12.8 kg)	100	700	700/525	✓	✓	✓	✓	✓
ODIA105X-1947				150	1050	1050/788	✓	✓	✓	✓	✓
ODIA140X-1947 ¹				200	1400	1400/1050	✓	✓	✓	✓	✓
ODIA080X-2170	858.00	85 7/16" (2170 mm)	31.3 lb (14.2 kg)	100	800	800/600	✓	✓	✓	✓	✓
ODIA120X-2170				150	1200	1200/900	✓	✓	✓	✓	✓
ODIA160X-2170 ¹				200	1600	1600/1200	✓	✓	✓	✓	✓
ODIA090X-2395	974.00	94 5/16" (2395 mm)	34.4 lb (15.6 kg)	100	900	900/675	✓	✓	✓	✓	✓
ODIA135X-2395				150	1350	1350/1013	-	✓	✓	✓	✓
ODIA180X-2395 ¹				200	1800	1800/1350	-	✓	✓	✓	✓
ODIA100X-2627	973.00	103 7/16" (2627 mm)	37.6 lb (17.6 kg)	100	1000	1000/750	✓	✓	✓	✓	✓
ODIA150X-2627				150	1500	1500/1125	-	✓	✓	✓	✓
ODIA200X-2627 ¹				200	2000	2000/1500	-	✓	✓	✓	✓
ODIA225X-2627 ¹				200	2250	2250/1688	-	✓	✓	✓	✓

¹ Not for residential use in the United States.

² 208V = 75% of wattage at 240V.

³ X = 2 (120V), 8 (208V), 0 (240/208V), 77 (277V), 7 (347V), 4 (480V), 6 (600V).

✓ = Available.

Add "BL" for white, "AM" for almond. Upcharge available for optional colors shown in the color chart section.

Other colors, accessories and finishes are available upon request. Please contact your customer service representative.

Other voltages available upon request.

ODIA

Options

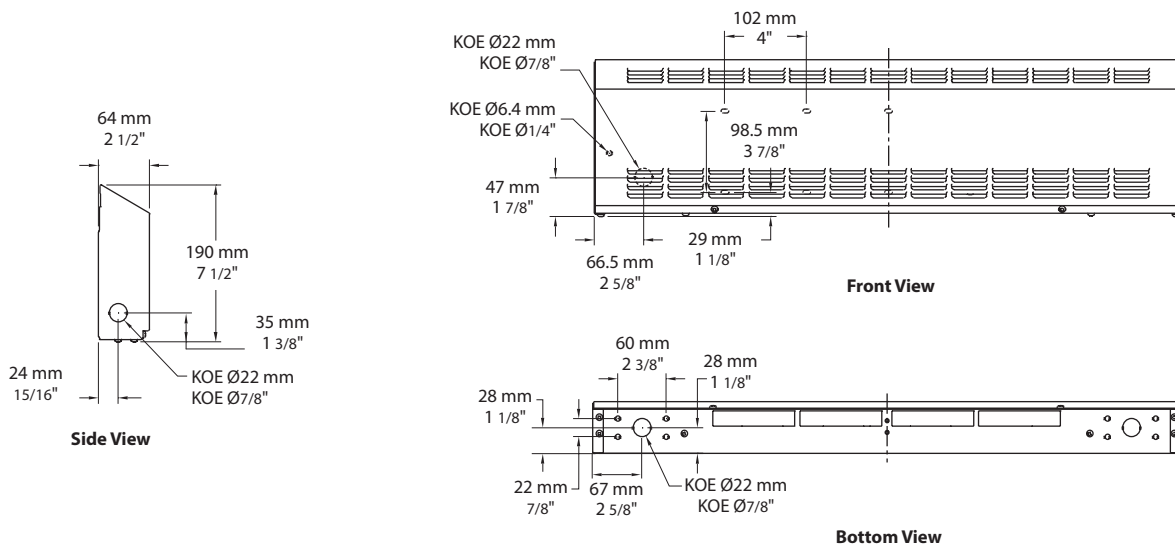
Product # Kit	Product # Factory installed*	Price	Description
Finish			
-	BAI	No Charge	Bottom fresh air inlet
-	BD	+10%	Clean back
KIT-ODIA-CE	-	376.00	Outside corner, 4 in. (102 mm)
KIT-ODIA-CI	-	376.00	Inside corner, 4 in. (102 mm)
KIT-ODIA-JT	-	112.00	Splice plate, 2 in. (51 mm)
KIT-ODIA-JT-PE	-	125.00	Contour splice plate for BD option and/or heater with pedestals, 2 in. (51 mm)
KIT-ODIA-PE	-	161.00	Round pedestal kit (2), 3 in. (76 mm)
KIT-ODIA-PEC	-	161.00	Square-shaped pedestal kit (2), 2 in. (51 mm)
ODIA-SV-XX	-	Upon Request	Empty cabinet length of XX mm (minimum: 154 mm, maximum: 2625 mm)
Controls			
KIT-ODIA-DIS20 ³	DIS20 ³	179.00	Disconnect switch, 20A at 277V max.
KIT-ODIA-DIS40 ³	DIS40 ³	219.00	Disconnect switch, 40A at 600V max.
-	HA	No Charge	Linear high limit temperature control for high altitude (3000 ft. to 8200 ft.)
-	PM	426.00	Pneumatic relay, 20A at 600V max.
KIT-ODIA-R-347	R	182.00	Single-pole relay, coil 24V, without transformer, 22A at 120V, 208V, 240V - 19A at 277V - 18A at 347V
KIT-ODIA-R-600	R	189.00	Single-pole relay, coil 24V, without transformer, 12.5A at 480V, 10A at 600V
KIT-ODIA-RT-120	RT	203.00	Single-pole relay, coil 24V, with transformer 120V/24V, 22A at 120V
KIT-ODIA-RT-208	RT	203.00	Single-pole relay, coil 24V, with transformer 208V/24V, 22A at 208V
KIT-ODIA-RT-240	RT	203.00	Single-pole relay, coil 24V, with transformer 240V/24V, 22A at 240V
KIT-ODIA-RT-277	RT	203.00	Single-pole relay, coil 24V, with transformer 277V/24V, 19A at 277V
KIT-ODIA-RT-347	RT	197.00	Single-pole relay, coil 24V, with transformer 347V/24V, 18A at 347V
KIT-ODIA-RT-600 ¹	RT ¹	203.00	Single-pole relay, coil 24V, with transformer 600V/24V, 10A at 600V (2-wire only)
KIT-ODIA-TB6	TB6	160.00	Single-pole bi-metal thermostat: 25A at 120V, 208V, 240V, 277V - 10A at 347V, 480V, 600V
KIT-ODIA-TB26 ²	TB26 ²	260.00	Double-pole bi-metal thermostat: 25A at 120V, 208V, 240V, 277V - 10A at 347V, 480V, 600V
KIT-ODIA-TB6-AV	TB6AV	160.00	Single-pole bi-metal tamperproof thermostat: 25A at 120V, 208V, 240V, 277V - 10A at 347V, 480V, 600V
KIT-ODIA-TB26-AV ²	TB26AV ²	260.00	Double-pole bi-metal tamperproof thermostat: 25A at 120V, 208V, 240V, 277V - 10A at 347V, 480V, 600V
KIT-ODIA-TRIAC-347	TRIAC	80.00	Single-pole electronic relay, coil 24V, without transformer, 15A at 347V max.
KIT-ODIA-TRIAC-347T	TRIAC T	109.00	Single-pole electronic relay, coil 24V, with transformer, 15A at 208V, 240V, 277V, 347V
KIT-ODIA-TRIAC-600	TRIAC	140.00	Single-pole electronic relay, coil 24V, without transformer, 6A at 600V max.

* For factory installed options, add the option number to the product number. See the **Product Code** section inside the front cover.

¹ These 2-wire relays with transformer can't supply of 3-wire low voltage thermostats.

² "Off" position.

³ For the U.S. only: The nominal current of the unit must not exceed 80% of the capacity of the disconnect.



OPR Heavy-Duty Steel Baseboard Heater



With pedestals



Features

Color

- Standard: white, almond.
- Optional (upcharge applicable): metallic silver, bronze, metallic charcoal, aluminum, semi-gloss black, sand.
- Custom colors available upon request.

Finish

- Standard: epoxy/polyester powder paint.

Voltage

- 120V, 208V, 240/208V, 277V, 347V, 480V, 600V, 1-phase.

Construction

- 16-gauge steel front.
- 18-gauge steel cabinet.
- Full length built-in wireway.
- Interior parts protected by a louvre grille.
- Pencil-proof openings less than 1/4 in. (6.4 mm).
- Clean back available (-BD).
- Linear high-limit temperature control with automatic reset.

Heating element

- Stainless steel tubular heating element with aluminum fins.
- Floating heating element on high-temperature nylon bushings reducing expansion noises.

Watt density

- Average standard watt density of 275W/ft.
- Average low watt density of 100W/ft., 150W/ft., 200W/ft.

Control

- Built-in thermostat available with a control knob or tamperproof (installed on the left end only).
- Mechanical or electronic relays available (installed on the left end only).

Ouellet highly recommends to use an electronic wall thermostat for greater comfort.

Installation

- Not for residential use in the United States.
- Wall or floor mounted installation.
- Mounting holes spaced at 2 in. (51 mm) intervals for ease of installation.
- Variety of accessories available for wall-to-wall installation.
- Pedestal kit available.

Warranty

- 3-year warranty against defects.

Application

- Commercial building, office building, hospital, daycare center, private residence, penal institution.

Average Standard Watt Density Models 275W/ft.

Watts	Watts 240/208V ¹	Product #					Price	Length		Weight	
		120V	208V	240/208V	347V	600V		in.	mm	lb	kg
300	300/225	OPR0302	OPR0308	OPR0300	-	-	385.00	20 9/16	522	10.4	4.7
500	500/375	OPR0502	OPR0508	OPR0500	OPR0507	-	468.00	25 1/2	647	14.0	6.4
750	750/563	OPR0752	OPR0758	OPR0750	OPR0757	OPR0756	534.00	35 1/2	901	20.0	9.1
1000	1000/750	OPR1002	OPR1008	OPR1000	OPR1007	OPR1006	605.00	45 3/4	1162	26.0	11.8
1250	1250/938	OPR1252	OPR1258	OPR1250	OPR1257	OPR1256	690.00	55 1/4	1403	32.0	14.6
1500	1500/1125	OPR1502	OPR1508	OPR1500	OPR1507	OPR1506	786.00	63 15/16	1624	37.0	16.8
1750	1750/1313	-	OPR1758	OPR1750	OPR1757	OPR1756	887.00	73 1/4	1861	43.0	19.6
2000	2000/1500	-	OPR2008	OPR2000	OPR2007	OPR2006	1013.00	82 1/16	2084	47.5	21.6
2250	2250/1688	-	OPR2258	OPR2250	OPR2257	OPR2256	1149.00	90 15/16	2309	53.5	24.3
2500	2500/1875	-	OPR2508	OPR2500	OPR2507	OPR2506	1307.00	100	2541	58.4	26.6

Average Low Watt Density Models

Product # ²	Price	Length	Weight	Average Density W/ft.	Watts	Watts 240/208V ¹	120V	208V	240/208V	347V	600V
OPR020X-647	468.00	25 1/2" (647mm)	14.0 lb (6.4 kg)	100	200	200/150	✓	✓	✓	-	-
OPR030X-647				150	300	300/225	✓	✓	✓	-	-
OPR040X-647				200	400	400/300	✓	✓	✓	✓	-
OPR030X-901	534.00	35 1/2" (901 mm)	20.0 lb (9.1 kg)	100	300	300/225	✓	✓	✓	✓	-
OPR045X-901				150	450	450/338	✓	✓	✓	✓	-
OPR060X-901				200	600	600/450	✓	✓	✓	✓	-
OPR040X-1162	605.00	45 3/4" (1162 mm)	26.0 lb (11.8 kg)	100	400	400/300	✓	✓	✓	✓	-
OPR060X-1162				150	600	600/450	✓	✓	✓	✓	-
OPR080X-1162				200	800	800/600	✓	✓	✓	✓	✓
OPR050X-1403	690.00	55 1/4" (1403 mm)	32.0 lb (14.6 kg)	100	500	500/375	✓	✓	✓	✓	-
OPR075X-1403				150	750	750/563	✓	✓	✓	✓	✓
OPR100X-1403				200	1000	1000/750	✓	✓	✓	✓	✓
OPR060X-1624	786.00	63 15/16" (1624 mm)	37.0 lb (16.8 kg)	100	600	600/450	✓	✓	✓	✓	✓
OPR090X-1624				150	900	900/675	✓	✓	✓	✓	✓
OPR120X-1624				200	1200	1200/900	✓	✓	✓	✓	✓
OPR070X-1861	887.00	73 1/4" (1861 mm)	43.0 lb (19.6 kg)	100	700	700/525	✓	✓	✓	✓	✓
OPR105X-1861				150	1050	1050/788	✓	✓	✓	✓	✓
OPR140X-1861				200	1400	1400/1050	✓	✓	✓	✓	✓
OPR080X-2084	1013.00	82 1/16" (2084 mm)	47.5 lb (21.6 kg)	100	800	800/600	✓	✓	✓	✓	✓
OPR120X-2084				150	1200	1200/900	✓	✓	✓	✓	✓
OPR160X-2084				200	1600	1600/1200	✓	✓	✓	✓	✓
OPR090X-2309	1149.00	90 15/16" (2309 mm)	53.5 lb (24.3 kg)	100	900	900/675	✓	✓	✓	✓	✓
OPR135X-2309				150	1350	1350/1013	-	✓	✓	✓	✓
OPR180X-2309				200	1800	1800/1350	-	✓	✓	✓	✓
OPR100X-2541	1307.00	100" (2541 mm)	58.4 lb (26.6 kg)	100	1000	1000/750	✓	✓	✓	✓	✓
OPR150X-2541				150	1500	1500/1125	-	✓	✓	✓	✓
OPR200X-2541				200	2000	2000/1500	-	✓	✓	✓	✓

¹ 208V = 75% of wattage at 240V.

² X = 2 (120V), 8 (208V), 0 (240/208V), 77 (277V), 7 (347V), 4 (480V), 6 (600V).

✓ = Available.

Add "BL" for white, "AM" for almond. Upcharge available for optional colors shown in the color chart section.

Other colors, accessories and finishes are available upon request. Please contact your customer service representative.

Other voltages available upon request.

OPR

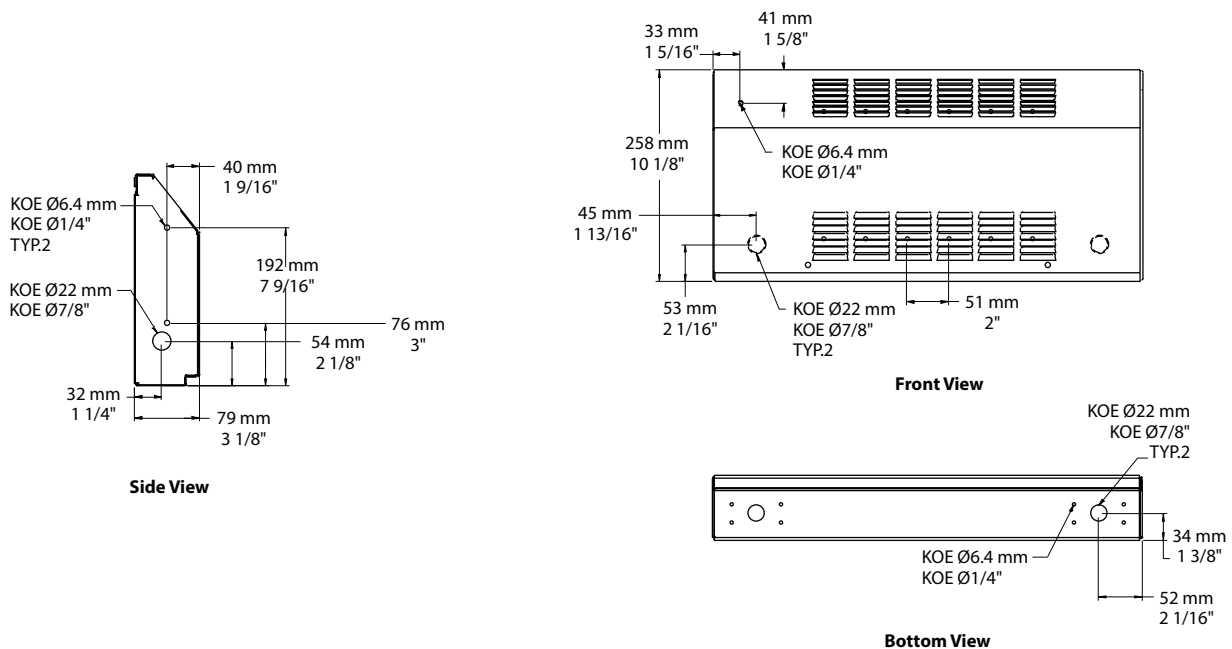
Options

Product # Kit	Product # Factory installed*	Price	Description
Finish			
-	BD	+10%	Clean back
KIT-OPR-BR	-	138.00	Relay section, 5 in. (127 mm)
KIT-OPR-CE	-	396.00	Outside corner, 5 in. (127 mm)
KIT-OPR-CI	-	396.00	Inside corner, 5 in. (127 mm)
KIT-OPR-JT	-	101.00	Splice plate, 3 1/8 in. (80 mm)
KIT-OPR-PE	-	146.00	Round pedestal kit (2), 3 in. (76 mm)
KIT-OPR-PEC	-	146.00	Square-shaped pedestal kit (2), 3 in. (76 mm)
OPR-SV-XX	-	Upon Request	Empty cabinet length of XX mm (minimum: 154 mm, maximum: 2541 mm)
Controls			
KIT-OPR-R-347	R	182.00	Single-pole relay, coil 24V, without transformer, 22A at 120V, 208V, 240V - 19A at 277V - 18A at 347V
KIT-OPR-R-600	R	189.00	Single-pole relay, coil 24V, without transformer, 12.5A at 480V, 10A at 600V
KIT-OPR-RT-120	RT	203.00	Single-pole relay, coil 24V, with transformer 120V/24V, 22A at 120V
KIT-OPR-RT-208	RT	203.00	Single-pole relay, coil 24V, with transformer 208V/24V, 22A at 208V
KIT-OPR-RT-240	RT	203.00	Single-pole relay, coil 24V, with transformer 240V/24V, 22A at 240V
KIT-OPR-RT-277	RT	203.00	Single-pole relay, coil 24V, with transformer 277V/24V, 19A at 277V
KIT-OPR-RT-347	RT	197.00	Single-pole relay, coil 24V, with transformer 347V/24V, 18A at 347V
KIT-OPR-RT-600 ¹	RT ¹	203.00	Single-pole relay, coil 24V, with transformer 600V/24V, 10A at 600V (2-wire only)
KIT-OPR-T	T	142.00	Single-pole thermostat: 30A at 120V, 208V, 240V - 15A at 277V, 347V, 600V
KIT-OPR-T2 ²	T2 ²	237.00	Double-pole thermostat: 30A at 120V, 208V, 240V - 15A at 277V, 347V, 600V
KIT-OPR-T-AV	TAV	142.00	Single-pole tamperproof thermostat: 30A at 120V, 208V, 240V - 15A at 277V, 347V, 600V
KIT-OPR-T2-AV ²	T2AV ²	237.00	Double-pole tamperproof thermostat: 30A at 120V, 208V, 240V - 15A at 277V, 347V, 600V
KIT-OPR-TRIAC-347	TRIAC	80.00	Single-pole electronic relay, coil 24V, without transformer, 15A at 347V max.
KIT-OPR-TRIAC-347T	TRIAC ^T	109.00	Single-pole electronic relay, coil 24V, with transformer, 15A at 208V, 240V, 277V, 347V
KIT-OPR-TRIAC-600	TRIAC	140.00	Single-pole electronic relay, coil 24V, without transformer, 6A at 600V max.

* For factory installed options, add the option number to the product number. See the **Product Code** section inside the front cover.

¹ These 2-wire relays with transformer can't supply of 3-wire low voltage thermostats.




² "Off" position.



OPA OPI

Architectural Cabinet Convector

Architectural Sloped Top Cabinet Convector



Features

Color

- Standard: white, almond.
- Optional (upcharge applicable): metallic silver, bronze, metallic charcoal, aluminum, semi-gloss black, sand.
- Custom colors available upon request.

Finish

- Standard: epoxy/polyester powder paint.

Voltage

- 208V, 240/208V, 277V, 347V, 480V, 600V, 1 phase.

Construction

- 20-gauge steel cabinet.
- 16-gauge steel front cover. **1**
- Extruded aluminum bar grilles prevent insertion of foreign objects. **2**
- Clean back available (-BD).
- Linear high-limit temperature control with automatic reset.

Heating element

- Two stainless steel tubular heating elements with aluminum fins. **3**
- Floating elements on high-temperature nylon bushings reducing expansion noises. **4**

Watt density

- Average standard watt density of 500W/ft.
- Average low watt density of 375W/ft.

Control

- Built-in tamperproof thermostat available.
- Mechanical, electronic or pneumatic relays available.

Ouellet highly recommends use of an electronic wall thermostat for greater comfort.

Installation

- Not for residential use in the United States.
- Wall or floor mounted installation.
- Mounting holes spaced on 2 in. (51 mm) intervals for ease of installation.
- Variety of accessories available for wall-to-wall installation.
- Pedestal kit or sub-base available. **5**

Warranty

- 3-year warranty against defects.

Application

- Commercial building, office building, hospital, daycare center.

OPA Features

Construction

- Front fresh air inlet; top warm air outlet.
 - Front warm air outlet available (-FR).

Installation

- Front outlet -FR models may be recessed.

OPI Features

Construction

- Front fresh air inlet; top warm air outlet.

OPA Architectural Cabinet Convector



Average Standard Watt Density Models 500W/ft.

Watts	Watts 240/208V ²	Product #				Price	Length		Weight	
		208V	240/208V	347V	600V		in.	mm	lb	kg
1000	1000/750	OPA1008	OPA1000	OPA1007	OPA1006	872.00	27 3/16	690	30.0	13.6
1500	1500/1125	OPA1508	OPA1500	OPA1507	OPA1506	1008.00	37 3/16	944	46.0	20.9
2000	2000/1500	OPA2008	OPA2000	OPA2007	OPA2006	1180.00	47 3/16	1198	57.0	25.9
2500	2500/1875	OPA2508	OPA2500	OPA2507	OPA2506	1367.00	57 3/16	1452	66.0	29.9
3000	3000/2250	OPA3008	OPA3000	OPA3007	OPA3006	1597.00	65 3/16	1655	75.0	34.0
3500	3500/2625	OPA3508 ¹	OPA3500	OPA3507	OPA3506	1854.00	75 3/16	1909	80.0	36.3
4000	4000/3000	OPA4008 ¹	OPA4000 ¹	OPA4007	OPA4006 ¹	2158.00	83 1/8	2112	89.0	40.4

Average Low Watt Density Models 375W/ft.

Watts	Product #				Price	Length		Weight	
	208V	240V	347V	600V		in.	mm	lb	kg
800	OPA0808-690	OPA0800-690	OPA0807-690	OPA0806-690	872.00	27 3/16	690	30.0	13.6
1000	OPA1008-944	OPA1000-944	OPA1007-944	OPA1006-944	1008.00	37 3/16	944	46.0	20.9
1500	OPA1508-1198	OPA1500-1198	OPA1507-1198	OPA1506-1198	1180.00	47 3/16	1198	57.0	25.9
1750	OPA1758-1452	OPA1750-1452	OPA1757-1452	OPA1756-1452	1367.00	57 3/16	1452	66.0	29.9
2000	OPA2008-1655	OPA2000-1655	OPA2007-1655	OPA2006-1655	1597.00	65 3/16	1655	75.0	34.0
2500	OPA2508-2112	OPA2500-2112	OPA2507-2112	OPA2506-2112	2158.00	83 1/8	2112	89.0	40.4
2750	OPA2758-2112	OPA2750-2112	OPA2757-2112	OPA2756-2112	2158.00	83 1/8	2112	89.0	40.4

¹ If the control option "24V electronic relay" is required, these products need two electronic relays.

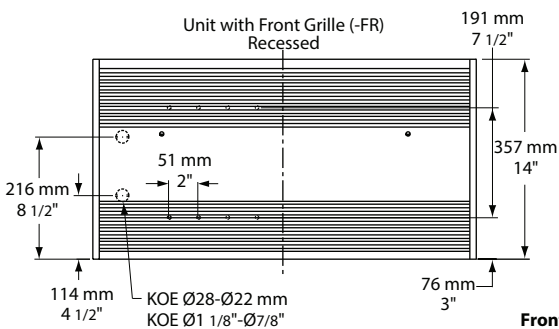
² 208V = 75% of wattage at 240V.

Add "BL" for white, "AM" for almond. Upcharge available for optional colors shown in the color chart section.

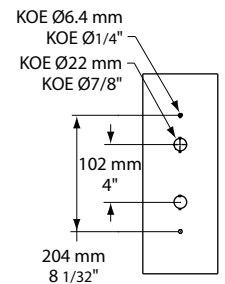
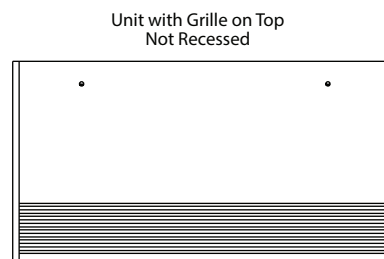
Other colors, accessories and finishes are available upon request. Please contact your customer service representative.

Other voltages available upon request.

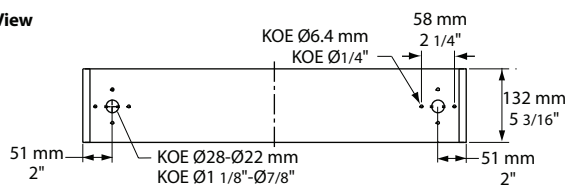
Other low watt density models available upon request.



Front View



Right Side View



Bottom View

OPA

Options

Product # Kit	Product # Factory installed*	Price	Description
Finish			
-	BD	+10%	Clean back
KIT-OPA-CI	-	761.00	Corner (inside and outside)
KIT-OPA-CR-27	-	156.00	Recess trim kit, 27 3/16 in. (690 mm)
KIT-OPA-CR-37	-	174.00	Recess trim kit, 37 3/16 in. (944 mm)
KIT-OPA-CR-47	-	180.00	Recess trim kit, 47 3/16 in. (1198 mm)
KIT-OPA-CR-57	-	193.00	Recess trim kit, 57 3/16 in. (1452 mm)
KIT-OPA-CR-65	-	203.00	Recess trim kit, 65 3/16 in. (1655 mm)
KIT-OPA-CR-75	-	212.00	Recess trim kit, 75 3/16 in. (1909 mm)
KIT-OPA-CR-83	-	220.00	Recess trim kit, 83 1/8 in. (2112 mm)
KIT-OPA-CTR	-	248.00	Relay box, 12 in. (305 mm)
-	FR	No Charge	Front warm air outlet
KIT-OPA-PEC	-	150.00	Square-shaped pedestal kit (2), 3 in. (76 mm)
KIT-OPA-SO-27	-	220.00	Sub-base, 27 3/16 in. (690 mm)
KIT-OPA-SO-37	-	246.00	Sub-base, 37 3/16 in. (944 mm)
KIT-OPA-SO-47	-	266.00	Sub-base, 47 3/16 in. (1198 mm)
KIT-OPA-SO-57	-	308.00	Sub-base, 57 3/16 in. (1452 mm)
KIT-OPA-SO-65	-	321.00	Sub-base, 65 3/16 in. (1655 mm)
KIT-OPA-SO-75	-	357.00	Sub-base, 75 3/16 in. (1909 mm)
KIT-OPA-SO-83	-	397.00	Sub-base, 83 1/8 in. (2112 mm)
KIT-OPA-SV-27	-	651.00	Empty cabinet, 27 3/16 in. (690 mm)
KIT-OPA-SV-37	-	752.00	Empty cabinet, 37 3/16 in. (944 mm)
KIT-OPA-SV-47	-	898.00	Empty cabinet, 47 3/16 in. (1198 mm)
KIT-OPA-SV-57	-	986.00	Empty cabinet, 57 3/16 in. (1452 mm)
KIT-OPA-SV-65	-	1005.00	Empty cabinet, 65 3/16 in. (1655 mm)
KIT-OPA-SV-75	-	1144.00	Empty cabinet, 75 3/16 in. (1909 mm)
KIT-OPA-SV-83	-	1191.00	Empty cabinet, 83 1/8 in. (2112 mm)
Controls			
-	CTT	217.00	Single-pole relay, coil 240V: 25A at 240V, 10A at 600V
-	CTT2	298.00	Double-pole relay, coil 240V: 25A at 240V, 10A at 600V
-	DIS40 ²	225.00	Disconnect switch, triple-pole, 40A at 600V
-	PM	457.00	Pneumatic relay, 20A at 600V
KIT-OPA-R	R	198.00	Single-pole relay, coil 24V, without transformer, 22A at 208V, 240V - 19A at 277V - 18A at 347V
KIT-OPA-R2	R2	298.00	Double-pole relay, coil 24V, without transformer, 25A at 240V - 10A at 600V
KIT-OPA-RT-208	RT	217.00	Single-pole relay, coil 24V, with transformer 208V/24V, 4500W, 22A at 208V
KIT-OPA-RT-240	RT	217.00	Single-pole relay, coil 24V, with transformer 240V/24V, 5200W, 22A at 240V
KIT-OPA-RT-277	RT	217.00	Single-pole relay, coil 24V, with transformer 277V/24V, 5200W, 19A at 277V
KIT-OPA-RT-347	RT	217.00	Single-pole relay, coil 24V, with transformer 347V/24V, 6000W, 18A at 347V
KIT-OPA-RT-600 ¹	RT ¹	217.00	Single-pole relay, coil 24V, with transformer 600V/24V, 6000W, 10A at 600V (2-wire only)
KIT-OPA-T-AV	TAV	162.00	Single-pole tamperproof thermostat: 30A at 250V max. - 15A at 600V max.
KIT-OPA-T2-AV	T2AV	276.00	Double-pole tamperproof thermostat: 30A at 250V max. - 15A at 600V max.
-	TRIAC	82.00	Single-pole electronic relay, coil 24V, without transformer, 15A at 347V max.
-	TRIACT	114.00	Single-pole electronic relay, coil 24V, with transformer, 15A at 208V, 240V, 277V, 347V
-	TRIAC	150.00	Single-pole electronic relay, coil 24V, without transformer, 6A at 600V max.
Transformers			
-	TRF24	267.00	Transformer 24V, 50VA
-	TRF240	267.00	Transformer 240V, 50VA

* For factory installed options, add the option number to the product number. See the **Product Code** section inside the front cover.

¹ These 2-wire relays with transformer can't supply of 3-wire low voltage thermostats.

² For the U.S. only: The nominal current of the unit must not exceed 80% of the capacity of the disconnect.

Options

Product # Kit	Product # Factory installed*	Price	Description
Finish			
-	BD	+10%	Clean back
KIT-OPI-CE	-	761.00	Outside corner, 8 in. (203.2 mm)
KIT-OPI-CI	-	761.00	Inside corner, 8 in. (203.2 mm)
KIT-OPI-CTR	-	248.00	Relay box, 12 in. (305 mm)
KIT-OPI-PEC	-	150.00	Square-shaped pedestal kit (2), 3 in. (76 mm)
KIT-OPI-SO-27	-	220.00	Sub-base, 27 3/16 in. (690 mm)
KIT-OPI-SO-37	-	246.00	Sub-base, 37 3/16 in. (944 mm)
KIT-OPI-SO-47	-	266.00	Sub-base, 47 3/16 in. (1198 mm)
KIT-OPI-SO-57	-	308.00	Sub-base, 57 3/16 in. (1452 mm)
KIT-OPI-SO-65	-	321.00	Sub-base, 65 3/16 in. (1655 mm)
KIT-OPI-SO-75	-	357.00	Sub-base, 75 3/16 in. (1909 mm)
KIT-OPI-SO-83	-	397.00	Sub-base, 83 1/8 in. (2112 mm)
KIT-OPI-SV-27	-	618.00	Empty cabinet, 27 3/16 in. (690 mm)
KIT-OPI-SV-37	-	722.00	Empty cabinet, 37 3/16 in. (944 mm)
KIT-OPI-SV-47	-	850.00	Empty cabinet, 47 3/16 in. (1198 mm)
KIT-OPI-SV-57	-	937.00	Empty cabinet, 57 3/16 in. (1452 mm)
KIT-OPI-SV-65	-	957.00	Empty cabinet, 65 3/16 in. (1655 mm)
KIT-OPI-SV-75	-	1095.00	Empty cabinet, 75 3/16 in. (1909 mm)
KIT-OPI-SV-83	-	1137.00	Empty cabinet, 83 1/8 in. (2112 mm)
Controls			
-	CTT	217.00	Single-pole relay, coil 240V: 25A at 240V, 10A at 600V
-	CTT2	298.00	Double-pole relay, coil 240V: 25A at 240V, 10A at 600V
-	DIS40 ²	225.00	Disconnect switch, triple-pole, 40A at 600V
-	PM	457.00	Pneumatic relay, 20A at 600V
KIT-OPI-R	R	198.00	Single-pole relay, coil 24V, without transformer, 22A at 208V, 240V - 19A at 277V - 18A at 347V
KIT-OPI-R2	R2	298.00	Double-pole relay, coil 24V, without transformer, 25A at 240V - 10A at 600V
KIT-OPI-RT-208	RT	217.00	Single-pole relay, coil 24V, with transformer 208V/24V, 4500W, 22A at 208V
KIT-OPI-RT-240	RT	217.00	Single-pole relay, coil 24V, with transformer 240V/24V, 5200W, 22A at 240V
KIT-OPI-RT-277	RT	217.00	Single-pole relay, coil 24V, with transformer 277V/24V, 5200W, 19A at 277V
KIT-OPI-RT-347	RT	217.00	Single-pole relay, coil 24V, with transformer 347V/24V, 6000W, 18A at 347V
KIT-OPI-RT-600 ¹	RT ¹	217.00	Single-pole relay, coil 24V, with transformer 600V/24V, 6000W, 10A at 600V (2-wire only)
KIT-OPI-T-AV	TAV	162.00	Single-pole tamperproof thermostat: 30A at 250V max. - 15A at 600V max.
KIT-OPI-T2-AV	T2AV	276.00	Double-pole tamperproof thermostat: 30A at 250V max. - 15A at 600V max.
-	TRIAC	82.00	Single-pole electronic relay, coil 24V, without transformer, 15A at 347V max.
-	TRIACT	114.00	Single-pole electronic relay, coil 24V, with transformer, 15A at 208V, 240V, 277V, 347V
-	TRIAC	150.00	Single-pole electronic relay, coil 24V, without transformer, 6A at 600V max.
Transformers			
-	TRF24	267.00	Transformer 24V, 50VA
-	TRF240	267.00	Transformer 240V, 50VA

* For factory installed options, add the option number to the product number. See the **Product Code** section inside the front cover.

¹ These 2-wire relays with transformer can't supply of 3-wire low voltage thermostats.

² For the U.S. only: The nominal current of the unit must not exceed 80% of the capacity of the disconnect.

OLA
OLI

High Density Architectural Cabinet Convector


High Density Architectural Sloped Top Cabinet Convector




OLA




OLI




1




2



3



4



5

Features

Color

- Standard: white, almond.
- Optional (upcharge applicable): metallic silver, bronze, metallic charcoal, aluminum, semi-gloss black, sand.
- Custom colors available upon request.

Finish

- Standard: epoxy/polyester powder paint.

Voltage

- 208V, 240V, 277V, 347V, 480V, 600V, 1 or 3-phase.

Construction

- 20-gauge steel cabinet.
- 16-gauge steel front cover. 1
- Extruded aluminum bar grilles prevent insertion of foreign objects. 2
- Clean back available (-BD).
- Linear high-limit temperature control with automatic reset. 3

Heating element

- Three stainless steel tubular heating elements with aluminum fins. 4
- Floating heating elements on high-temperature bushings, reducing expansion noises. 5

Watt density

- Average standard watt density of 1000W/ft.
- Average low watt density of 500W/ft., 750W/ft.

Control

- Built-in tamperproof thermostat available.
- Mechanical, electronic or pneumatic relays available.

Note: Single-pole thermostat is for 1-phase model only.

Ouellet highly recommends to use an electronic wall thermostat for greater comfort.

Installation

- Not for residential use in the United States.
- Wall or floor mounted installation.
- Mounting holes spaced on 2 in. (51 mm) intervals for ease of installation.
- Variety of accessories available for wall-to-wall installation.
- Pedestal kit or sub-base available.

Warranty

- 3-year warranty against defects.

Application

- Commercial building, hospital, daycare center.

OLA Features

Construction

- Front fresh air inlet; top warm air outlet.
- Front warm air outlet available (-FR).

Installation

- Front outlet -FR models may be recessed.

OLI Features

Construction

- Front fresh air inlet; top warm air outlet.

OLA High Density Architectural Cabinet Convector



Average Standard Watt Density Models 1000W/ft.

Watts	Watts 240/208V ¹	Product #						Price	Length		Weight	
		208V (1 ph)	208V (3 ph)	240/208V	347V	600V (1 ph)	600V (3 ph)		in.	mm	lb	kg
2000	2000/1500	OLA2008	OLA2038 ²	OLA2000	OLA2007	OLA2006	OLA2036 ²	1297.00	27 3/16	690	37.0	16.8
3000	3000/2250	OLA3008	OLA3038 ²	OLA3000	OLA3007	OLA3006	OLA3036 ²	1509.00	37 3/16	944	47.0	21.3
4000	4000/3000	OLA4008 ²	OLA4038 ²	OLA4000 ²	OLA4007	OLA4006 ²	OLA4036 ²	1746.00	47 3/16	1198	57.0	25.9
5000	5000/3750	OLA5008 ³	OLA5038 ²	OLA5000 ²	OLA5007	OLA5006 ²	OLA5036 ²	1896.00	57 3/16	1452	67.0	30.4
6000	6000/4500	OLA6008 ³	OLA6038 ³	OLA6000 ³	OLA6007 ²	OLA6006 ³	OLA6036 ²	2039.00	65 3/16	1655	79.0	35.8

Average Low Watt Density Models

Product # ⁴	Price	Length	Weight	Average Density W/ft.	Watts	208V (1 ph)	208V (3 ph)	240V	347V	600V (1 ph)	600V (3 ph)
OLA10XX-690	1297.00	27 3/16" (690mm)	37.0 lb (16.8 kg)	500	1000	✓	✓	✓	✓	-	-
OLA15XX-690				750	1500	✓	✓	✓	✓	✓	✓
OLA15XX-944	1509.00	37 3/16" (944 mm)	47.0 lb (21.3 kg)	500	1500	✓	✓	✓	✓	-	✓
OLA22XX-944				750	2250	✓	✓	✓	✓	✓	✓
OLA20XX-1198	1746.00	47 3/16" (1198 mm)	57.0 lb (25.9 kg)	500	2000	✓	✓	✓	✓	✓	✓
OLA30XX-1198				750	3000	✓	✓	✓	✓	✓	✓
OLA25XX-1452	1896.00	57 3/16" (1452 mm)	67.0 lb (30.4 kg)	500	2500	✓	✓	✓	✓	✓	✓
OLA37XX-1452				750	3750	✓	✓	✓	✓	✓	✓
OLA30XX-1655	2039.00	65 3/16" (1655 mm)	79.0 lb (35.8 kg)	500	3000	✓	✓	✓	✓	✓	✓
OLA45XX-1655				750	4500	✓	✓	✓	✓	✓	✓

¹ 208V = 75% of wattage at 240V.

² If the control option "24V electronic relay" is required, these products need two electronic relays.

³ If the control option "24V electronic relay" is required, these products need three electronic relays.

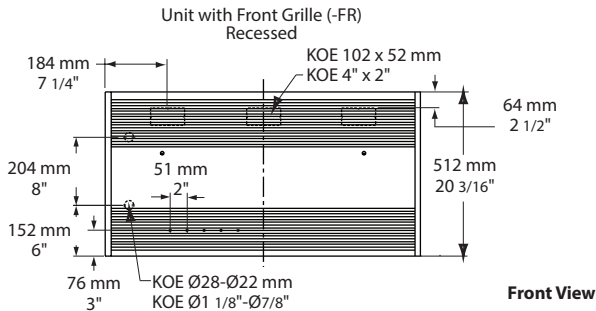
⁴ XX = 08 (208V, 1 ph), 38 (208V, 3 ph), 00 (240V), 30 (240V, 3PH), 77 (277V), 07 (347V), 04 (480V, 1PH), 34 (480V, 3PH), 06 (600V, 1 ph), 36 (600V, 3 ph).

✓ = Available.

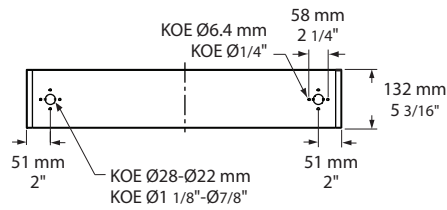

Add "BL" for white, "AM" for almond. Upcharge available for optional colors shown in the color chart section.

Other colors, accessories and finishes are available upon request. Please contact your customer service representative.

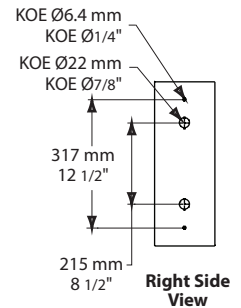
Other voltages available upon request.



Front View



Bottom View



Right Side View

OLA

Options

Product # Kit	Product # Factory installed*	Price	Description
Finish			
-	BD	+10%	Clean back
KIT-OLA-CI	-	1165.00	Corner (Inside and outside)
KIT-OLA-CR-27	-	171.00	Recess trim kit, 27 3/16 in. (690 mm)
KIT-OLA-CR-37	-	180.00	Recess trim kit, 37 3/16 in. (944 mm)
KIT-OLA-CR-47	-	190.00	Recess trim kit, 47 3/16 in. (1198 mm)
KIT-OLA-CR-57	-	202.00	Recess trim kit, 57 3/16 in. (1452 mm)
KIT-OLA-CR-65	-	210.00	Recess trim kit, 65 3/16 in. (1655 mm)
KIT-OLA-CTR	-	257.00	Relay box, 12 in. (305 mm)
-	FR	No Charge	Front warm air outlet
KIT-OLA-PEC	-	156.00	Square-shaped pedestal kit (2), 3 in. (76 mm)
KIT-OLA-SO-27	-	239.00	Sub-base, 27 3/16 in. (690 mm)
KIT-OLA-SO-37	-	255.00	Sub-base, 37 3/16 in. (944 mm)
KIT-OLA-SO-47	-	278.00	Sub-base, 47 3/16 in. (1198 mm)
KIT-OLA-SO-57	-	322.00	Sub-base, 57 3/16 in. (1452 mm)
KIT-OLA-SO-65	-	336.00	Sub-base, 65 3/16 in. (1655 mm)
KIT-OLA-SV-27	-	821.00	Empty cabinet, 27 3/16 in. (690 mm)
KIT-OLA-SV-37	-	960.00	Empty cabinet, 37 3/16 in. (944 mm)
KIT-OLA-SV-47	-	1136.00	Empty cabinet, 47 3/16 in. (1198 mm)
KIT-OLA-SV-57	-	1249.00	Empty cabinet, 57 3/16 in. (1452 mm)
KIT-OLA-SV-65	-	1489.00	Empty cabinet, 65 3/16 in. (1655 mm)
Controls			
-	CTT	233.00	Single-pole relay, coil 240V: 25A at 240V, 10A at 600V
-	CTT2	312.00	Double-pole relay, coil 240V: 25A at 240V, 10A at 600V
-	DIS40 ³	241.00	Disconnect switch, triple-pole, 40A at 600V
-	PM	476.00	Pneumatic relay, 20A at 600V
KIT-OLA-R	R	208.00	Single-pole relay, coil 24V, without transformer, 22A at 208V, 240V - 19A at 277V - 18A at 347V
KIT-OLA-R2	R2	312.00	Double-pole relay, coil 24V, without transformer, 25A at 240V - 10A at 600V
KIT-OLA-R2-30	R230	302.00	Double-pole relay, coil 24V, without transformer, 30A at 600V max.
KIT-OLA-RT-208	RT	233.00	Single-pole relay, coil 24V, with transformer 208V/24V, 4500W, 22A at 208V
KIT-OLA-RT-240	RT	233.00	Single-pole relay, coil 24V, with transformer 240V/24V, 5200W, 22A at 240V
KIT-OLA-RT-277	RT	233.00	Single-pole relay, coil 24V, with transformer 277V/24V, 5200W, 19A at 277V
KIT-OLA-RT-347	RT	233.00	Single-pole relay, coil 24V, with transformer 347V/24V, 6000W, 18A at 347V
KIT-OLA-RT-600 ¹	RT ¹	233.00	Single-pole relay, coil 24V, with transformer 600V/24V, 6000W, 10A at 600V (2-wire only)
KIT-OLA-T-AV ²	TAV ²	173.00	Single-pole tamperproof thermostat: 30A at 250V max. - 15A at 600V max.
KIT-OLA-T2-AV	T2AV	292.00	Double-pole tamperproof thermostat: 30A at 250V max. - 15A at 600V max.
-	TRIAC	82.00	Single-pole electronic relay, coil 24V, without transformer, 15A at 347V max.
-	TRIACT	114.00	Single-pole electronic relay, coil 24V, with transformer, 15A at 208V, 240V, 277V, 347V
-	TRIAC	150.00	Single-pole electronic relay, coil 24V, without transformer, 6A at 600V max.
Transformers			
-	TRF24	283.00	Transformer 24V, 50VA
-	TRF240	283.00	Transformer 240V, 50VA

* For factory installed options, add the option number to the product number. See the **Product Code** section inside the front cover.

¹ These 2-wire relays with transformer can't supply of 3-wire low voltage thermostats.

² For 1-phase model only.

³ For the U.S. only: The nominal current of the unit must not exceed 80% of the capacity of the disconnect. Electronic relay (1 or 3-phase) available upon request.

OLI High Density Architectural Sloped Top Cabinet Convector



Average Standard Watt Density Models 1000W/ft.

Watts	Watts 240/208V ¹	Product #						Price	Length		Weight	
		208V (1 ph)	208V (3 ph)	240/208V	347V	600V (1 ph)	600V (3 ph)		in.	mm	lb	kg
2000	2000/1500	OLI2008	OLI2038 ²	OLI2000	OLI2007	OLI2006	OLI2036 ²	1359.00	27 3/16	690	37.0	16.8
3000	3000/2250	OLI3008	OLI3038 ²	OLI3000	OLI3007	OLI3006	OLI3036 ²	1582.00	37 3/16	944	47.0	21.3
4000	4000/3000	OLI4008 ²	OLI4038 ²	OLI4000 ²	OLI4007	OLI4006 ²	OLI4036 ²	1830.00	47 3/16	1198	57.0	25.9
5000	5000/3750	OLI5008 ²	OLI5038 ²	OLI5000 ²	OLI5007	OLI5006 ²	OLI5036 ²	1987.00	57 3/16	1452	67.0	30.4
6000	6000/4500	OLI6008 ³	OLI6038 ³	OLI6000 ³	OLI6007 ²	OLI6006 ³	OLI6036 ²	2137.00	65 3/16	1655	79.0	35.8

Average Low Watt Density Models

Product # ⁴	Price	Length	Weight	Average Density W/ft.	Watts	208V (1 ph)	208V (3 ph)	240V	347V	600V (1 ph)	600V (3 ph)
OLI10XX-690	1359.00	27 3/16"	37.0 lb	500	1000	✓	✓	✓	✓	-	-
OLI15XX-690		(690 mm)	(16.8 kg)	750	1500	✓	✓	✓	✓	✓	✓
OLI15XX-944	1582.00	37 3/16"	47.0 lb	500	1500	✓	✓	✓	✓	-	✓
OLI22XX-944		(944 mm)	(21.3 kg)	750	2250	✓	✓	✓	✓	✓	✓
OLI20XX-1198	1830.00	47 3/16"	57.0 lb	500	2000	✓	✓	✓	✓	✓	✓
OLI30XX-1198		(1198 mm)	(25.9 kg)	750	3000	✓	✓	✓	✓	✓	✓
OLI25XX-1452	1987.00	57 3/16"	67.0 lb	500	2500	✓	✓	✓	✓	✓	✓
OLI37XX-1452		(1452 mm)	(30.4 kg)	750	3750	✓	✓	✓	✓	✓	✓
OLI30XX-1655	2137.00	65 3/16"	79.0 lb	500	3000	✓	✓	✓	✓	✓	✓
OLI45XX-1655		(1655 mm)	(35.8 kg)	750	4500	✓	✓	✓	✓	✓	✓

¹ 208V = 75% of wattage at 240V.

² If the control option "24V electronic relay" is required, these products need two electronic relays.

³ If the control option "24V electronic relay" is required, these products need three electronic relays.

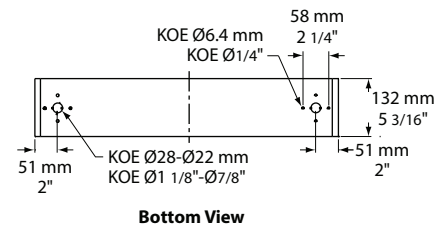
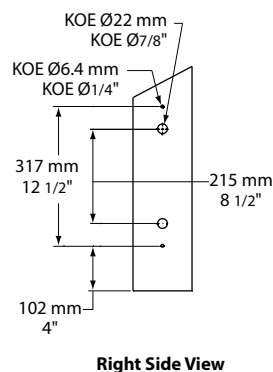
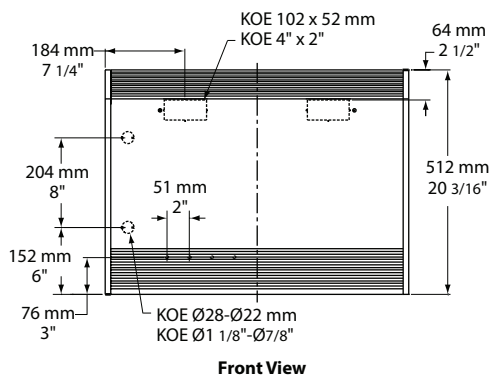
⁴ XX = 08 (208V, 1 ph), 38 (208V, 3 ph), 00 (240V), 30 (240V, 3PH), 77 (277V), 07 (347V), 04 (480V, 1PH), 34 (480V, 3PH), 06 (600V, 1 ph), 36 (600V, 3 ph).

✓ = Available.

Add "BL" for white, "AM" for almond. Upcharge available for optional colors shown in the color chart section.

Other colors, accessories and finishes are available upon request. Please contact your customer service representative.

Other voltages available upon request.



Bottom View

Options

Product # Kit	Product # Factory installed*	Price	Description
Finish			
-	BD	+10%	Clean back
KIT-OLI-CE	-	1221.00	Outside corner, 8 in. (203.2 mm)
KIT-OLI-CI	-	1221.00	Inside corner, 8 in. (203.2 mm)
KIT-OLI-CTR	-	269.00	Relay box, 12 in. (305 mm)
KIT-OLI-PEC	-	164.00	Square-shaped pedestal kit (2), 3 in. (76 mm)
KIT-OLI-SO-27	-	251.00	Sub-base, 27 3/16 in. (690 mm)
KIT-OLI-SO-37	-	267.00	Sub-base, 37 3/16 in. (944 mm)
KIT-OLI-SO-47	-	291.00	Sub-base, 47 3/16 in. (1198 mm)
KIT-OLI-SO-57	-	338.00	Sub-base, 57 3/16 in. (1452 mm)
KIT-OLI-SO-65	-	352.00	Sub-base, 65 3/16 in. (1655 mm)
KIT-OLI-SV-27	-	860.00	Empty cabinet, 27 3/16 in. (690 mm)
KIT-OLI-SV-37	-	1006.00	Empty cabinet, 37 3/16 in. (944 mm)
KIT-OLI-SV-47	-	1190.00	Empty cabinet, 47 3/16 in. (1198 mm)
KIT-OLI-SV-57	-	1309.00	Empty cabinet, 57 3/16 in. (1452 mm)
KIT-OLI-SV-65	-	1561.00	Empty cabinet, 65 3/16 in. (1655 mm)
Controls			
-	CTT	244.00	Single-pole relay, coil 240V: 25A at 240V, 10A at 600V
-	CTT2	327.00	Double-pole relay, coil 240V: 25A at 240V, 10A at 600V
-	DIS40 ³	253.00	Disconnect switch, triple-pole, 40A at 600V
-	PM	499.00	Pneumatic relay, 20A at 600V
KIT-OLI-R	R	218.00	Single-pole relay, coil 24V, without transformer, 22A at 208V, 240V - 19A at 277V - 18A at 347V
KIT-OLI-R2	R2	327.00	Double-pole relay, coil 24V, without transformer, 25A at 240V - 10A at 600V
KIT-OLI-R2-30	R230	316.00	Double-pole relay, coil 24V, without transformer, 30A at 600V max.
KIT-OLI-RT-208	RT	244.00	Single-pole relay, coil 24V, with transformer 208V/24V, 4500W, 22A at 208V
KIT-OLI-RT-240	RT	244.00	Single-pole relay, coil 24V, with transformer 240V/24V, 5200W, 22A at 240V
KIT-OLI-RT-277	RT	244.00	Single-pole relay, coil 24V, with transformer 277V/24V, 5200W, 19A at 277V
KIT-OLI-RT-347	RT	244.00	Single-pole relay, coil 24V, with transformer 347V/24V, 6000W, 18A at 347V
KIT-OLI-RT-600 ¹	RT ¹	244.00	Single-pole relay, coil 24V, with transformer 600V/24V, 6000W, 10A at 600V (2-wire only)
KIT-OLI-T-AV ²	TAV ²	181.00	Single-pole tamperproof thermostat: 30A at 250V max. - 15A at 600V max.
KIT-OLI-T2-AV	T2AV	306.00	Double-pole tamperproof thermostat: 30A at 250V max. - 15A at 600V max.
-	TRIAC	86.00	Single-pole electronic relay, coil 24V, without transformer, 15A at 347V max.
-	TRIACT	120.00	Single-pole electronic relay, coil 24V, with transformer, 15A at 208V, 240V, 277V, 347V
-	TRIAC	157.00	Single-pole electronic relay, coil 24V, without transformer, 6A at 600V max.
Transformers			
-	TRF24	296.00	Transformer 24V, 50VA
-	TRF240	296.00	Transformer 240V, 50VA


* For factory installed options, add the option number to the product number. See the **Product Code** section inside the front cover.

¹ These 2-wire relays with transformer can't supply of 3-wire low voltage thermostats.

² For 1-phase model only.

³ For the U.S. only: The nominal current of the unit must not exceed 80% of the capacity of the disconnect. Electronic relay (1 or 3-phase) available upon request.

OCA Cabinet Unit Heater



Features

Color

- Standard: white, almond.
- Optional (upcharge applicable): metallic silver, bronze, metallic charcoal, aluminum, semi-gloss black, sand.
- Custom colors available upon request.

Finish

- Standard: epoxy/polyester powder paint.

Voltage

- 208V, 240V, 277V, 347V, 480V, 600V, 1 or 3-phase.

Construction

- 18-gauge steel.
- Insulated casing for noise reduction.
- Extruded aluminum bar grilles prevent insertion of foreign objects. **1**
- Field adaptable air inlet and outlet. **1**
- High-limit temperature control with automatic reset.
- 240/208V control circuit included. **2**
- Optional fresh air inlet damper.
- Optional air filters.

Fan

- Direct drive, variable speed squirrel-cage fan. **3**
- Fan delay.

- 240/208V factory-lubricated motor (1/15 HP). **4**
- 2 speed-motor available (1600/1500 rpm).

Heating element

- Durable tubular heating element with fins. **5**

Length

- Four cabinet lengths are available: 28 in. (711 mm), 48 in. (1219 mm), 66 in. (1676 mm), 80 in. (2032 mm).

Control

- Wide range of control available.

Ouellet highly recommends the use of a wall thermostat for greater comfort.

Installation

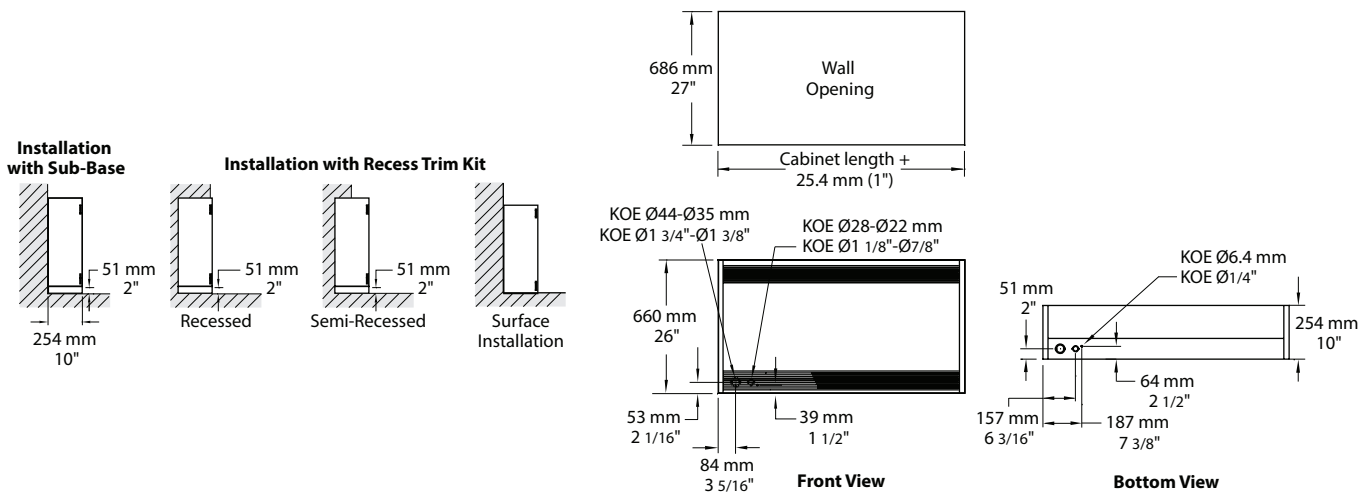
- Multi-position mounting (surface, semi-recessed, recessed).
- Maximum recommended installation height: 10 ft. (3 m).
- Recess trim kit available for recessed or semi-recessed units.
- Sub-base and special back plate available.

Warranty

- 3-year warranty against defects.

Application

- Hallway, entry way, exhibition center.



OCA

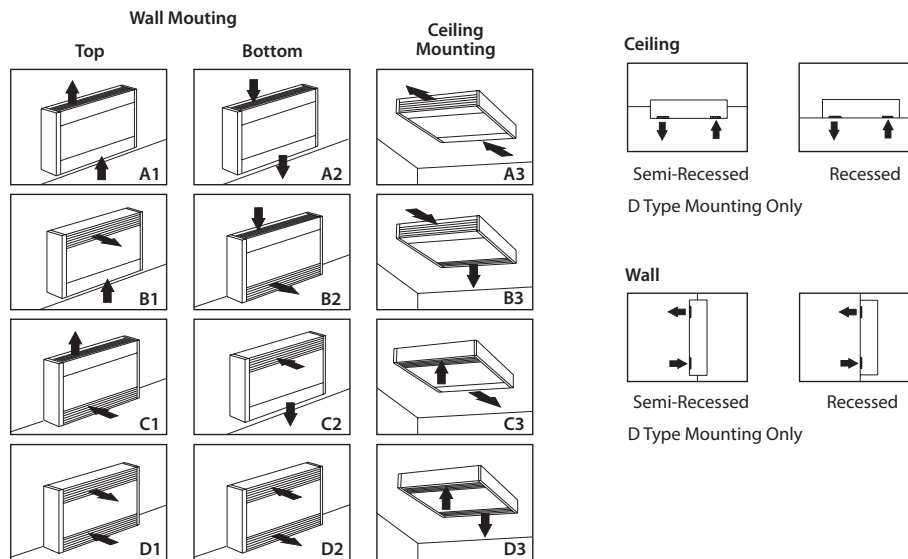
Models

Watts		Product #						Prix	cfm		BTU/hr		Length		Weight	
Hi	Lo	208V (3 ph)	240V (1 ph)	240V (3 ph)	347V (1 ph)	480V (3 ph)	600V (3 ph)		Hi	Lo	Hi	Lo	in.	mm	lb	kg
2000	1333	OCA02038 ¹	OCA02000	OCA02030	OCA02007	OCA02034 ¹	OCA02036 ¹	4646.00	250	200	6830	4552	28	711	115.0	52.3
3000	1000	OCA03038 ¹	OCA03000	OCA03030	OCA03007	OCA03034 ¹	OCA03036 ¹	4917.00	250	200	10246	3415	28	711	115.0	52.3
4000	2667	OCA04038 ¹	OCA04000	OCA04030	OCA04007	OCA04034 ¹	OCA04036 ¹	5115.00	250	200	13661	9108	28	711	115.0	52.3
5000	3333	OCA05038 ¹	OCA05000	OCA05030	OCA05007	OCA05034 ¹	OCA05036 ¹	5540.00	250	200	17076	11383	28	711	115.0	52.3
6000	4000	OCA06038 ¹	OCA06000	OCA06030	OCA06007	OCA06034 ¹	OCA06036 ¹	5595.00	250	200	20491	13661	28	711	115.0	52.3
8000	4000	OCA08038 ¹	OCA08000	OCA08030	OCA08007	OCA08034 ¹	OCA08036 ¹	6209.00	500	400	27321	13661	48	1219	146.0	66.4
10000	5000	OCA10038 ¹	OCA10000	OCA10030	OCA10007	OCA10034 ¹	OCA10036 ¹	6556.00	500	400	34152	17076	48	1219	146.0	66.4
12000	6000	OCA12038 ¹	OCA12000	OCA12030	OCA12007	OCA12034 ¹	OCA12036 ¹	6847.00	500	400	40982	20491	48	1219	146.0	66.4
15000	10000	OCA15038 ¹	OCA15000	OCA15030	-	OCA15034 ¹	OCA15036 ¹	10894.00	750	600	51228	34152	66	1676	210.0	95.5
18000	12000	OCA18038 ¹	OCA18000	OCA18030	-	OCA18034 ¹	OCA18036 ¹	11301.00	750	600	61473	40982	66	1676	210.0	95.5
20000	10000	OCA20038 ¹	OCA20000	OCA20030	-	OCA20034 ¹	OCA20036 ¹	11885.00	1000	800	68304	34152	80	2032	240.0	109.1
24000	12000	OCA24038 ¹	OCA24000	OCA24030	-	OCA24034 ¹	OCA24036 ¹	12040.00	1000	800	81964	40982	80	2032	240.0	109.1

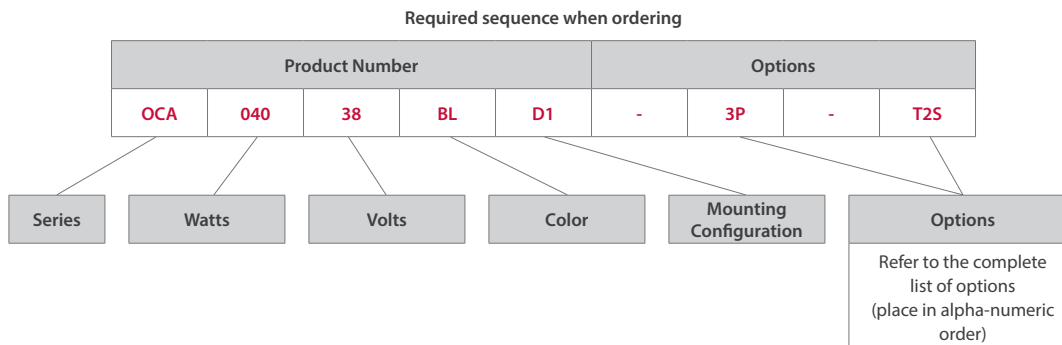
¹ 1-phase available upon request (change the "3" for an "0" to the product number).
 Add "BL" for white, "AM" for almond. Upcharge available for optional colors shown in the color chart section.
 277V available upon request.

Mounting configuration

Please specify mounting configuration. If not mentioned on the order, D1 will be used as our standard.



Codification example



OCA

Options

Product # Kit	Product # Factory installed*	Price	Description
-	120	206.00	120V control circuit
-	3P	104.00	Triple-pole contactor
-	AF ¹	733.00	Fresh air inlet
-	AFM ¹	1021.00	Power-operated fresh air inlet
-	DIS40 ⁴	245.00	Disconnect switch, 40A
-	DIS80 ⁴	293.00	Disconnect switch, 80A
-	DIS100 ⁴	743.00	Disconnect switch, 100A
-	FUS	424.00	Circuit protection fuse
-	HL ²	378.00	Hi/Lo power switch
KIT-OCA-IV	IV	340.00	On/Auto fan switch
-	MR	86.00	High-limit temperature control with manual reset
KIT-OCA-OO	OO	204.00	On/Standby heating switch
KIT-OCA-R	R	213.00	24V control relay, without transformer
-	RHL ³	378.00	24V Hi/Lo power relay, with transformer
-	ROO ³	341.00	24V On/Standby heating relay, with transformer
KIT-OCA-RT	RT	238.00	24V control relay, with transformer
-	RV ³	453.00	24V fan relay, with transformer
KIT-OCA-T-AV	TAV	178.00	Single-pole thermostat, tamperproof
-	T2S	264.00	2-stage thermostat, tamperproof
Recess trim kit, 2 in. (51 mm)			
KIT-OCA-CR-28	-	206.00	28 in. (711 mm) Models
KIT-OCA-CR-48	-	219.00	48 in. (1219 mm) Models
KIT-OCA-CR-66	-	245.00	66 in. (1676 mm) Models
KIT-OCA-CR-80	-	257.00	80 in. (2032 mm) Models
Special back plate			
KIT-OCA-DU-28	-	669.00	28 in. (711 mm) Models
KIT-OCA-DU-48	-	762.00	48 in. (1219 mm) Models
KIT-OCA-DU-66	-	864.00	66 in. (1676 mm) Models
KIT-OCA-DU-80	-	977.00	80 in. (2032 mm) Models
Air filter, wall installation only			
KIT-OCA-FI-28	FI	140.00	28 in. (711 mm) Models
KIT-OCA-FI-48	FI	160.00	48 in. (1219 mm) Models
KIT-OCA-FI-66	FI	176.00	66 in. (1676 mm) Models
KIT-OCA-FI-80	FI	191.00	80 in. (2032 mm) Models
Washable air filter, wall installation only			
KIT-OCA-FIW-28	FIW	241.00	28 in. (711 mm) Models
KIT-OCA-FIW-48	FIW	293.00	48 in. (1219 mm) Models
KIT-OCA-FIW-66	FIW	324.00	66 in. (1676 mm) Models
KIT-OCA-FIW-80	FIW	542.00	80 in. (2032 mm) Models
Sub-base, 2 in. (51 mm)			
KIT-OCA-SO-28	-	206.00	28 in. (711 mm) Models
KIT-OCA-SO-48	-	219.00	48 in. (1219 mm) Models
KIT-OCA-SO-66	-	245.00	66 in. (1676 mm) Models
KIT-OCA-SO-80	-	293.00	80 in. (2032 mm) Models

* For factory installed options, add the option number to the product number. See the **Product Code** section inside the front cover.

¹ Do not install a built-in thermostat with these options.

² OCA06006, is not available with optional HL.


³ When one of these options is ordered, the heater control will automatically be shipped at 24V.

⁴ For the U.S. only: The nominal current of the unit must not exceed 80% of the capacity of the disconnect.

OAWH Architectural Aluminum Wall Fan Heater



With surface mounting box Recessed



Features

Color

- Standard: white, almond, metallic silver, bronze, metallic charcoal, aluminum, semi-gloss black, sand.
- Custom colors available upon request.

Finish

- Standard: epoxy/polyester powder paint.
- Optional: anodized aluminum.

Voltage

- 120V, 208V, 240/208V, 277V, 347V, 480V, 600V, 1 or 3-phase.

Construction

- Extruded aluminum front grille, 1/8 in. (3.2 mm) thick. **1**
- Bottom air outlet.
- High-limit temperature control with automatic reset.

Fan

- Closed, factory-lubricated motor.
- 160 cfm fan (single unit: 55 dBA); 2 X 160 cfm fan (double unit: 58 dBA), 3 X 160 cfm fan (triple unit: 61 dBA). **2**
- Fan delay purges heater of residual heat.

Heating element

- Durable tubular heating element with fins. **3**

Control

- Built-in tamperproof thermostat included. **4**
- 24V relay, with or without transformer available.

Note: Thermostat is not included in heater with factory installed relay. Any remote thermostat or relay must be connected to the heater control terminal block.

Installation

- Minimum clearance from the floor and adjacent walls: 10 in. (25.4 cm).
- Surface mounting box available.
- Semi recessed trim kit available.

Warranty

- 3-year warranty against defects.

Application

- Apartment building, commercial building, entrance way, stairwell, garage.

Watts	Volts (ph)	Product # ¹	Price	BTU/hr	Unit	Weight	
						lb	kg
1500	120 (1)	OAWH01502-TAV	963.00	5123	single	24.0	10.9
2000	208 (1)	OAWH02008-TAV	1147.00	6830	single	24.0	10.9
4000	208 (1)	OAWH04008-TAV	1147.00	13661	single	24.0	10.9
4000	208 (3)	OAWH04038-TAV	1402.00	13661	single	28.0	13.0
4800	208 (1)	OAWH04808-TAV	1203.00	16393	single	24.0	10.9
5000	208 (3)	OAWH05038-TAV	1598.00	17076	single	28.0	12.7
6000	208 (3)	OAWH06038-TAV	2488.00	20491	double	56.0	25.4
8000	208 (1)	OAWH08008-TAV	2558.00	27321	double	50.0	22.7
9000	208 (3)	OAWH09038-TAV	3187.00	30737	triple	90.0	40.9
12000	208 (1)	OAWH12008-TAV	3849.00	40982	triple	90.0	40.9
12000	208 (3)	OAWH12038-TAV	3849.00	40982	triple	90.0	40.9
1500/1125 ²	240/208 (1)	OAWH01500-TAV	963.00	5123/3842	single	24.0	10.9
2000/1500 ²	240/208 (1)	OAWH02000-TAV	963.00	6830/5123	single	24.0	10.9
3000/2250 ²	240/208 (1)	OAWH03000-TAV	987.00	10246/7684	single	24.0	10.9
3000/2250 ²	240/208 (3)	OAWH03030-TAV	1203.00	10246/7684	single	28.0	13.0
4000/3000 ²	240/208 (1)	OAWH04000-TAV	1051.00	13661/10246	single	24.0	10.9
4000/3000 ²	240/208 (3)	OAWH04030-TAV	1310.00	13661/10246	single	28.0	13.0
4800/3600 ²	240/208 (1)	OAWH04800-TAV	1107.00	16393/12295	single	24.0	10.9
5000/3750 ²	240/208 (3)	OAWH05030-TAV	1544.00	17076/12807	single	28.0	12.7
6000/4500 ²	240/208 (1)	OAWH06000-TAV	2264.00	20491/15368	double	50.0	22.7
8000/6000 ²	240/208 (1)	OAWH08000-TAV	2421.00	27321/20491	double	50.0	22.7
12000/9000 ²	240/208 (1)	OAWH12000-TAV	3729.00	40982/30737	triple	90.0	40.9
1500	347 (1)	OAWH01507-TAV	1366.00	5123	single	24.0	10.9
2000	347 (1)	OAWH02007-TAV	1366.00	6830	single	24.0	10.9
3000	347 (1)	OAWH03007-TAV	1409.00	10246	single	24.0	10.9
4000	347 (1)	OAWH04007-TAV	1447.00	13661	single	24.0	10.9
4800	347 (1)	OAWH04807-TAV	1530.00	16393	single	24.0	10.9
6000	347 (1)	OAWH06007-TAV	2938.00	20491	double	55.0	25.0
8000	347 (1)	OAWH08007-TAV	3373.00	27321	double	55.0	25.0
12000	347 (1)	OAWH12007-TAV	4836.00	40982	triple	90.0	40.9
1500	480 (1)	OAWH01504-TAV	1428.00	5123	single	28.0	12.7
2000	480 (1)	OAWH02004-TAV	1428.00	6830	single	28.0	12.7
3000	480 (1)	OAWH03004-TAV	1468.00	10246	single	28.0	12.7
3000	480 (3)	OAWH03034-TAV	1690.00	10246	single	32.0	15.0
4000	480 (1)	OAWH04004-TAV	1515.00	13661	single	28.0	12.7
4000	480 (3)	OAWH04034-TAV	1763.00	13661	single	32.0	15.0
4800	480 (1)	OAWH04804-TAV	1594.00	16393	single	28.0	12.7
5000	480 (3)	OAWH05034-TAV	2048.00	17076	single	32.0	15.0
6000	480 (1)	OAWH06004-TAV	2943.00	20491	double	55.0	25.0
8000	480 (1)	OAWH08004-TAV	3373.00	27321	double	55.0	25.0
12000	480 (1)	OAWH12004-TAV	4836.00	40982	triple	90.0	40.9
12000	480 (3)	OAWH12034-TAV	4836.00	40982	triple	90.0	40.9
1500	600 (1)	OAWH01506-TAV	1428.00	5123	single	28.0	12.7
2000	600 (1)	OAWH02006-TAV	1428.00	6830	single	28.0	12.7
3000	600 (1)	OAWH03006-TAV	1468.00	10246	single	28.0	12.7
3000	600 (3)	OAWH03036-TAV	1690.00	10246	single	32.0	15.0
4000	600 (1)	OAWH04006-TAV	1515.00	13661	single	28.0	12.7
4000	600 (3)	OAWH04036-TAV	1763.00	13661	single	32.0	15.0
4800	600 (1)	OAWH04806-TAV	1594.00	16393	single	28.0	12.7
5000	600 (3)	OAWH05036-TAV	2048.00	17076	single	32.0	15.0
6000	600 (1)	OAWH06006-TAV	2943.00	20491	double	55.0	25.0
6000	600 (3)	OAWH06036-TAV	3060.00	20491	double	60.0	27.2
8000	600 (1)	OAWH08006-TAV	3373.00	27321	double	55.0	25.0
9000	600 (3)	OAWH09036-TAV	3999.00	30737	triple	90.0	40.9
12000	600 (1)	OAWH12006-TAV	4836.00	40982	triple	90.0	40.9
12000	600 (3)	OAWH12036-TAV	4836.00	40982	triple	90.0	40.9

¹ Built-in tamperproof thermostat included.² 208V = 75% of wattage at 240V.

Add "BL" for white, "AM" for almond, "AE" for metallic silver, "BZ" for bronze, "CM" for metallic charcoal, "AL" for aluminum, "NL" for semi-gloss black, «SA» for sand. 277V available upon request.

OAWH

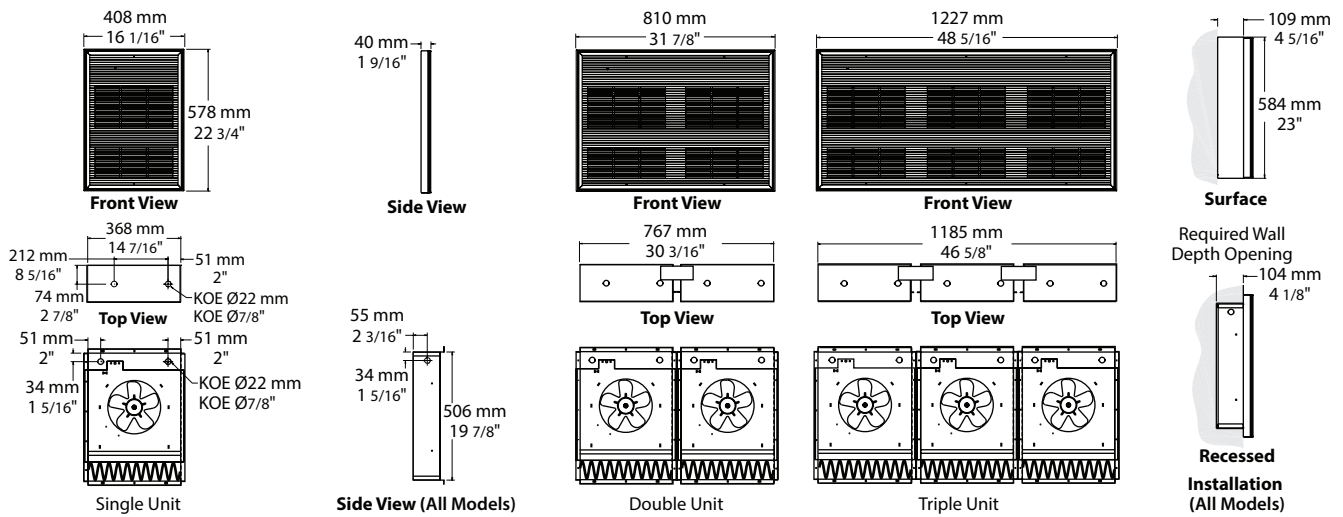
Options

Product # Kit	Product # Factory installed*	Price	Description
KIT-OAWH-BSA	-	137.00	Surface mounting box, single unit
KIT-OAWH-BSA1-1	-	137.00	Semi recessed 1 in. trim kit, single unit
KIT-OAWH-BSA1-2	-	137.00	Semi recessed 2 in. trim kit, single unit
KIT-OAWH-BSA2	-	275.00	Surface mounting box, double unit
KIT-OAWH-BSA2-1	-	275.00	Semi recessed 1 in. trim kit, double unit
KIT-OAWH-BSA2-2	-	275.00	Semi recessed 2 in. trim kit, double unit
KIT-OAWH-BSA3	-	412.00	Surface mounting box, triple unit
KIT-OAWH-BSA3-1	-	412.00	Semi recessed 1 in. trim kit, triple unit
KIT-OAWH-BSA3-2	-	412.00	Semi recessed 2 in. trim kit, triple unit
KIT-OAWH-DIS20 ³	DIS20 ³	194.00	Disconnect switch, double-pole, 20A at 277V and less
KIT-OAWH-DIS40 ³	DIS40 ³	226.00	Disconnect switch, triple-pole, 40A at 600V max.
KIT-OAWH-DIS80 ³	DIS80 ³	275.00	Disconnect switch, triple-pole, 80A at 600V max.
-	IV	194.00	Fan switch
-	R ⁴	205.00	24V control relay, without transformer
-	RT ⁴	216.00	24V control relay, with transformer

* For factory installed options, add the option number to the product number. See the **Product Code** section inside the front cover.

³ For the U.S. only: The nominal current of the unit must not exceed 80% of the capacity of the disconnect.




⁴ If the built-in thermostat is not required with the 24V control relay, remove the "TAV" from the product number (E.g.: OAWH04006-RT).



OAC Commercial Wall Fan Heater



With surface mounting box Recessed



Features

Color

- Standard: white, almond.
- Optional (upcharge applicable): metallic silver, bronze, metallic charcoal, aluminum, semi-gloss black, sand.
- Custom colors available upon request.

Finish

- Standard: epoxy/polyester powder paint.

Voltage

- 120V, 208V, 240/208V, 277V, 347V, 480V, 600V, 1 or 3-phase.

Construction

- 18-gauge steel front cover. 1
- Bottom air outlet.
- High-limit temperature control with automatic reset.

Fan

- Closed, factory-lubricated motor. 2
- 160 cfm fan (single unit: 55 dBA); 2 X 160 cfm fan (double unit: 58 dBA); 3 X 160 cfm fan (triple unit: 61 dBA).
- Fan delay purges heater of residual heat.

Heating element

- Durable tubular heating element with fins. 3

Control

- Built-in thermostat included with control knob or tamperproof. 4
- 24V relay, with or without transformer available.

Note: Thermostat is not included in heater with factory installed relay. Any remote thermostat or relay must be connected to the heater control terminal block.

Installation

- Minimum clearance from the floor and adjacent walls: 10 in. (25.4 cm).
- Surface mounting box available 5.
- Semi recessed trim kit available.

Warranty

- 3-year warranty against defects.

Application

- Apartment building, commercial building, entrance way, stairwell, garage.

OAC

Models

Watts	Volts (ph)	Product # ¹	Price	BTU/hr	Unit	Weight	
						lb	kg
1500	120 (1)	OAC01502-T	861.00	5123	single	24.0	10.9
2000	208 (1)	OAC02008-T	926.00	6830	single	24.0	10.9
4000	208 (1)	OAC04008-T	926.00	13661	single	24.0	10.9
4000	208 (3)	OAC04038-T	1110.00	13661	single	26.0	12.0
4800	208 (1)	OAC04808-T	977.00	16393	single	24.0	10.9
5000	208 (3)	OAC05038-T	1396.00	17076	single	26.0	12.0
6000	208 (3)	OAC06038-T	2296.00	20491	double	54.0	24.5
8000	208 (1)	OAC08008-T	2364.00	27321	double	50.0	22.7
9000	208 (3)	OAC09038-T	2958.00	30737	triple	90.0	40.9
12000	208 (1)	OAC12008-T	3584.00	40982	triple	90.0	40.9
12000	208 (3)	OAC12038-T	3584.00	40982	triple	90.0	40.9
1500/1125 ²	240/208 (1)	OAC01500-T	861.00	5123/3842	single	24.0	10.9
2000/1500 ²	240/208 (1)	OAC02000-T	861.00	6830/5123	single	24.0	10.9
3000/2250 ²	240/208 (1)	OAC03000-T	886.00	10246/7684	single	24.0	10.9
3000/2250 ²	240/208 (3)	OAC03030-T	1020.00	10246/7684	single	26.0	12.0
4000/3000 ²	240/208 (1)	OAC04000-T	940.00	13661/10246	single	24.0	10.9
4000/3000 ²	240/208 (3)	OAC04030-T	1083.00	13661/10246	single	26.0	12.0
4800/3600 ²	240/208 (1)	OAC04800-T	994.00	16393/12295	single	24.0	10.9
5000/3750 ²	240/208 (3)	OAC05030-T	1346.00	17076/12807	single	26.0	12.0
6000/4500 ²	240/208 (1)	OAC06000-T	2089.00	20491/15368	double	50.0	22.7
8000/6000 ²	240/208 (1)	OAC08000-T	2239.00	27321/20491	double	50.0	22.7
12000/9000 ²	240/208 (1)	OAC12000-T	3470.00	40982/30737	triple	90.0	40.9
1500	347 (1)	OAC01507-T	1239.00	5123	single	28.0	12.7
2000	347 (1)	OAC02007-T	1239.00	6830	single	28.0	12.7
3000	347 (1)	OAC03007-T	1281.00	10246	single	28.0	12.7
4000	347 (1)	OAC04007-T	1323.00	13661	single	28.0	12.7
4800	347 (1)	OAC04807-T	1395.00	16393	single	28.0	12.7
6000	347 (1)	OAC06007-T	2730.00	20491	double	55.0	25.0
8000	347 (1)	OAC08007-T	3140.00	27321	double	55.0	25.0
12000	347 (1)	OAC12007-T	4515.00	40982	triple	90.0	40.9
1500	480 (1)	OAC01504-T	1298.00	5123	single	28.0	12.7
2000	480 (1)	OAC02004-T	1298.00	6830	single	28.0	12.7
3000	480 (1)	OAC03004-T	1336.00	10246	single	28.0	12.7
3000	480 (3)	OAC03034-T	1537.00	10246	double	30.0	14.0
4000	480 (1)	OAC04004-T	1383.00	13661	single	28.0	12.7
4000	480 (3)	OAC04034-T	1590.00	13661	single	30.0	14.0
4800	480 (1)	OAC04804-T	1458.00	16393	single	28.0	12.7
5000	480 (3)	OAC05034-T	1971.00	17076	single	30.0	14.0
6000	480 (1)	OAC06004-T	2733.00	20491	double	55.0	25.0
8000	480 (1)	OAC08004-T	3140.00	27321	double	55.0	25.0
12000	480 (1)	OAC12004-T	4515.00	40982	triple	90.0	40.9
12000	480 (3)	OAC12034-T	4515.00	40982	triple	90.0	40.9
1500	600 (1)	OAC01506-T	1298.00	5123	single	28.0	12.7
2000	600 (1)	OAC02006-T	1298.00	6830	single	28.0	12.7
3000	600 (1)	OAC03006-T	1336.00	10246	single	28.0	12.7
3000	600 (3)	OAC03036-T	1537.00	10246	single	30.0	14.0
4000	600 (1)	OAC04006-T	1383.00	13661	single	28.0	12.7
4000	600 (3)	OAC04036-T	1590.00	13661	single	30.0	14.0
4800	600 (1)	OAC04806-T	1458.00	16393	single	28.0	12.7
5000	600 (3)	OAC05036-T	1971.00	17076	single	30.0	14.0
6000	600 (1)	OAC06006-T	2733.00	20491	double	55.0	25.0
6000	600 (3)	OAC06036-T	2889.00	20491	double	58.0	26.3
8000	600 (1)	OAC08006-T	3140.00	27321	double	55.0	25.0
9000	600 (3)	OAC09036-T	3726.00	30737	triple	90.0	40.9
12000	600 (1)	OAC12006-T	4515.00	40982	triple	90.0	40.9
12000	600 (3)	OAC12036-T	4515.00	40982	triple	90.0	40.9

¹ Built-in thermostat included with control knob or tamperproof.

² 208V = 75% of wattage at 240V.

Add "BL" for white, "AM" for almond. Upcharge available for optional colors shown in the color chart section. 277V available upon request.

OAC

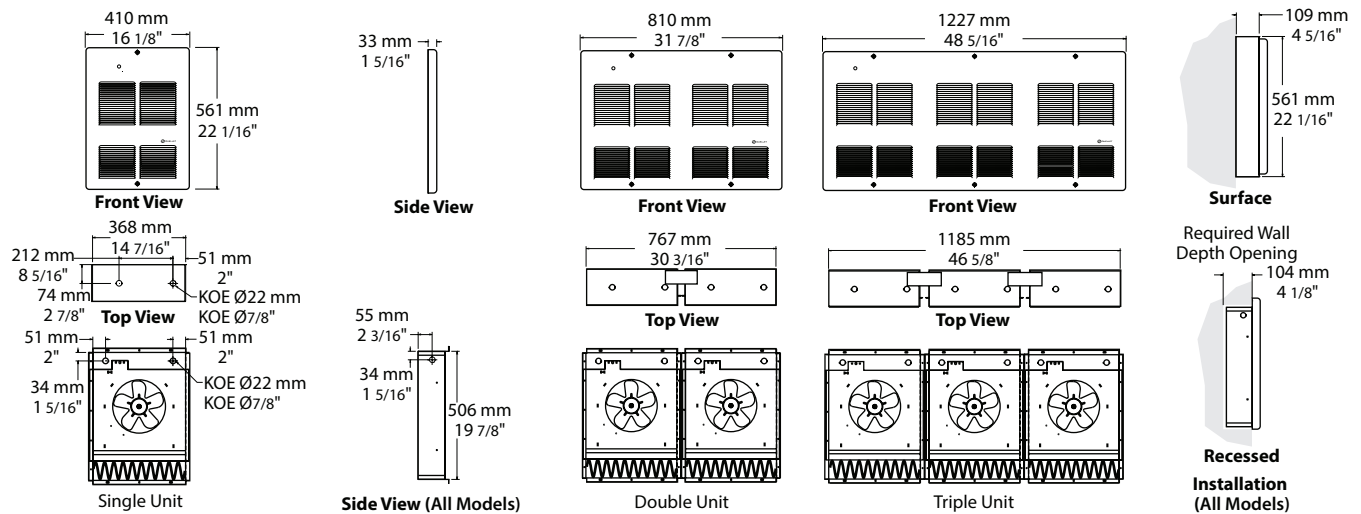
Options

Product # Kit	Product # Factory installed*	Price	Description
KIT-OAC-BS1	-	99.00	Surface mounting box, single unit
KIT-OAC-BS1-1	-	99.00	Semi recessed 1 in. trim kit, single unit
KIT-OAC-BS1-2	-	99.00	Semi recessed 2 in. trim kit, single unit
KIT-OAC-BS2	-	198.00	Surface mounting box, double unit
KIT-OAC-BS2-1	-	198.00	Semi recessed 1 in. trim kit, double unit
KIT-OAC-BS2-2	-	198.00	Semi recessed 2 in. trim kit, double unit
KIT-OAC-BS3	-	289.00	Surface mounting box, triple unit
KIT-OAC-BS3-1	-	289.00	Semi recessed 1 in. trim kit, triple unit
KIT-OAC-BS3-2	-	289.00	Semi recessed 2 in. trim kit, triple unit
KIT-OAC-DIS20 ³	DIS20 ³	191.00	Disconnect switch, double-pole, 20A at 277V and less
KIT-OAC-DIS40 ³	DIS40 ³	220.00	Disconnect switch, triple-pole, 40A at 600V max.
KIT-OAC-DIS80 ³	DIS80 ³	268.00	Disconnect switch, triple-pole, 80A at 600V max.
-	IV	191.00	Fan switch
-	OO	197.00	On/Standby heating switch
-	R ⁴	201.00	24V control relay, without transformer
-	RT ⁴	212.00	24V control relay with transformer

* For factory installed options, add the option number to the product number. See the **Product Code** section inside the front cover.

³ For the U.S. only: The nominal current of the unit must not exceed 80% of the capacity of the disconnect.

⁴ If the built-in thermostat is not required with the 24V control relay, remove the "-T" from the product number (E.g.: OAC04006-RT).



OACP Commercial Ceiling Fan Heater



With surface mounting box

Recessed



Features

Color

- Standard: white, almond.
- Optional (upcharge applicable): metallic silver, bronze, metallic charcoal, aluminum, semi-gloss black, sand.
- Custom colors available upon request.

Finish

- Standard: epoxy/polyester powder paint.

Voltage

- 120V, 208V, 240/208V, 277V, 347V, 480V, 600V, 1-phase.

Construction

- 18-gauge steel front cover.
- High-limit temperature control with automatic reset.

Fan

- Factory-lubricated motor (open and ventilated).
- 160 cfm fan (single unit: 55.5 dBA), 2 X 160 cfm fan (double unit: 58.5 dBA).
- Fan delay purges heater of residual heat.

Heating element

- Durable tubular heating element with fins.

Control

- 240/208V control circuit standard with contactor when needed (except 120V model).
- 24V relay, with or without transformer available.
- Built-in thermostat available.

Note: If an electronic thermostat is used, it must be compatible with forced-air heaters.

Any remote thermostat or relay must be connected to the heater control terminal block.

Installation

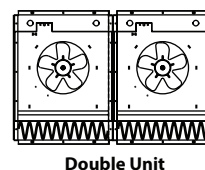
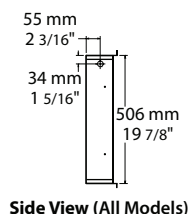
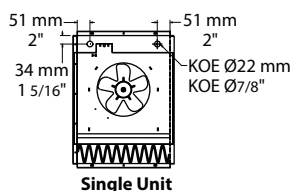
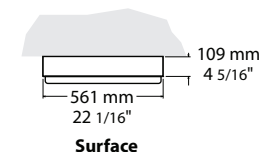
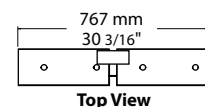
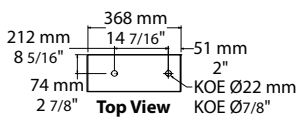
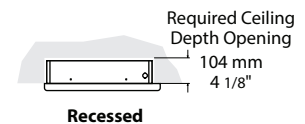
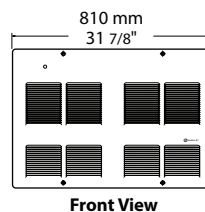
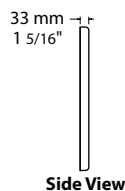
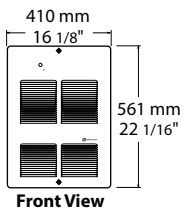
- Maximum recommended installation height: 10 ft. (3 m).
- Minimum clearance from adjacent walls: 10 in. (25.4 cm).
- Surface mounting box available.
- Adaptor for T-bar ceiling available.

Warranty

- 3-year warranty against defects.

Application

- Apartment building, commercial building, drop ceiling, stairwell, garage.



Installation (All Models)

Models

Watts	Volts (1 ph)	Product #	Price	BTU/hr	Unit	Weight	
						lb	kg
1500	120	OACP1502	855.00	5123	single	24.0	10.9
2000	208	OACP2008	1003.00	6820	single	24.0	10.9
4000	208	OACP4008	1003.00	13661	single	24.0	10.9
4800	208	OACP4808	1049.00	16393	single	24.0	10.9
8000	208	OACP8008	2342.00	27321	double	50.0	22.7
1500/1125 ¹	240/208	OACP1500	915.00	5123/3842	single	24.0	10.9
2000/1500 ¹	240/208	OACP2000	915.00	6830/5123	single	24.0	10.9
3000/2250 ¹	240/208	OACP3000	938.00	10246/7684	single	24.0	10.9
4000/3000 ¹	240/208	OACP4000	1003.00	13661/10246	single	24.0	10.9
4800/3600 ¹	240/208	OACP4800	1049.00	16393/12295	single	24.0	10.9
6000/4500 ¹	240/208	OACP6000	2061.00	20491/15368	double	50.0	22.7
8000/6000 ¹	240/208	OACP8000	2215.00	27321/20491	double	50.0	22.7
1500	347	OACP1507	1215.00	5123	single	28.0	12.7
2000	347	OACP2007	1215.00	6830	single	28.0	12.7
3000	347	OACP3007	1257.00	10246	single	28.0	12.7
4000	347	OACP4007	1298.00	13661	single	28.0	12.7
6000	347	OACP6007	2706.00	20491	double	50.0	22.7
8000	347	OACP8007	3105.00	27321	double	50.0	22.7
1500	480	OACP1504	1281.00	5123	single	28.0	12.7
2000	480	OACP2004	1281.00	6830	single	28.0	12.7
3000	480	OACP3004	1323.00	10246	single	28.0	12.7
4000	480	OACP4004	1370.00	13661	single	28.0	12.7
6000	480	OACP6004	2706.00	20491	double	50.0	22.7
8000	480	OACP8004	3105.00	27321	double	50.0	22.7
1500	600	OACP1506	1281.00	5123	single	28.0	12.7
2000	600	OACP2006	1281.00	6830	single	28.0	12.7
3000	600	OACP3006	1323.00	10246	single	28.0	12.7
4000	600	OACP4006	1370.00	13661	single	28.0	12.7
4800	600	OACP4806	1442.00	16393	single	28.0	12.7
6000	600	OACP6006	2706.00	20491	double	50.0	22.7
8000	600	OACP8006	3105.00	27321	double	50.0	22.7

Options

Product # Kit	Product # Factory installed*	Price	Description
KIT-OAWH-BSA	-	137.00	Surface mounting box for an extruded aluminum front grille, single unit
KIT-OAWH-BSA1-1	-	137.00	Semi recessed 1 in. trim kit for an extruded aluminum front grille, single unit
KIT-OAWH-BSA1-2	-	137.00	Semi recessed 2 in. trim kit for an extruded aluminum front grille, single unit
KIT-OAWH-BSA2	-	275.00	Surface mounting box for an extruded aluminum front grille, double unit
KIT-OAWH-BSA2-1	-	275.00	Semi recessed 1 in. trim kit for an extruded aluminum front grille, double unit
KIT-OAWH-BSA2-2	-	275.00	Semi recessed 2 in. trim kit for an extruded aluminum front grille, double unit
KIT-OAC-BS1	-	99.00	Surface mounting box, single unit
KIT-OAC-BS1-1	-	99.00	Semi recessed 1 in. trim kit, single unit
KIT-OAC-BS1-2	-	99.00	Semi recessed 2 in. trim kit, single unit
KIT-OAC-BS2	-	198.00	Surface mounting box, double unit
KIT-OAC-BS2-1	-	198.00	Semi recessed 1 in. trim kit, double unit
KIT-OAC-BS2-2	-	198.00	Semi recessed 2 in. trim kit, double unit
KIT-OAC-DVA	-	345.00	Extruded aluminum front grille, single unit
KIT-OAC-DVA2	-	697.00	Extruded aluminum front grille, double unit
KIT-OACP-DIS20 ²	DIS20 ²	191.00	Disconnect switch, double-pole, 20A at 240V
KIT-OACP-DIS40 ²	DIS40 ²	220.00	Disconnect switch, triple-pole, 40A at 600V
KIT-OACP-DIS80 ²	DIS80 ²	268.00	Disconnect switch, triple-pole, 80A at 600V
-	IV	191.00	Fan switch
KIT-OACP-R	R	201.00	24V control relay, without transformer
-	RT	212.00	24V control relay, with transformer
KIT-OACP-T	T	159.00	Thermostat
KIT-OACP-T-BAR	-	99.00	Adaptor for T-bar ceiling installation, 23 3/4 in. X 23 3/4 in. (602 mm X 602 mm), single unit
KIT-OACP-T-BAR2	-	198.00	Adaptor for T-bar ceiling installations, 23 3/4 in. X 47 11/16 in. (602 mm X 1211 mm), double unit

* For factory installed options, add the option number to the product number. See the **Product Code** section inside the front cover.

¹ 208V = 75% of wattage at 240V.

² For the U.S. only: The nominal current of the unit must not exceed 80% of the capacity of the disconnect.

Add "BL" for white, "AM" for almond. Upcharge available for optional colors shown in the color chart section.


277V available upon request.

ODS Ceiling Fan Heater




ODSR
Recessed


ODSA (2kW to 5kW)
ODSB (7.5kW to 10kW)
Surface




1




2



3



4



5



Features

Color

- Standard: white, almond.
- Optional (upcharge applicable): metallic silver, bronze, metallic charcoal, aluminum, semi-gloss black, sand.
- Custom colors available upon request.

Finish

- Standard: epoxy/polyester powder paint.

Voltage

- 208V, 240V, 277V, 347V, 480V, 600V, 1 or-3 phase.

Construction

- Outlet grille made of flat ribbon wire. 1
- High-limit temperature control with automatic reset. 2

Fan

- Totally enclosed and lifetime-lubricated ball bearing motor. 3
- Fan delay purges heater of residual heat. 3

Heating element

- Three stainless steel tubular heating elements with aluminum fins. 5

Control

- 240/208V control circuit standard (except for 2 to 5kW at 277V have 277V control standard).

- Built-in 240V contactor for some models (see table).
- 24V and 120V control circuit available.
- Built-in tamperproof thermostat available.
- 24V relay (with or without transformer) available.
- Continuous circulation controlled by a built-in switch with power-on indicator light available (-CV).

Any remote thermostat or relay must be connected to the heater control terminal block. 4

Installation

- Recommended height: between 8 ft. (2.4 m) and 12 ft. (3.6 m).
- Recessed into insulated or T-bar ceiling (ODSR).
- Surface mounting (ODSA and ODSB), T-BAR adaptor optional.

Note: We recommend installing this product on an outside ceiling to avoid vibrations spreading to an adjacent room.

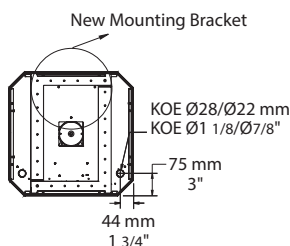
Warranty

- 3-year warranty against defects.
- 10-year warranty on the heating elements.

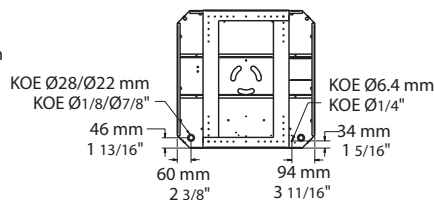
Application

- Apartment building, commercial building, drop ceiling, stairwell, garage.

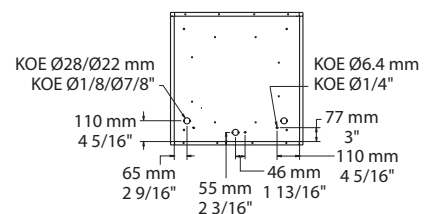
ODSA - Surface
2-5kW, 25 lbs (11.4 kg)



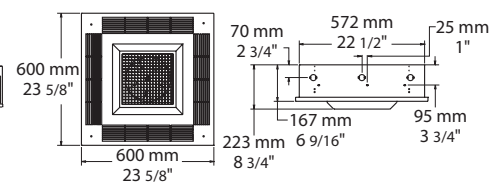
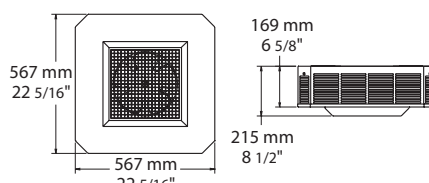
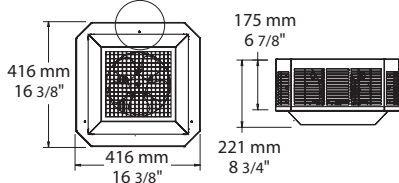
ODSB - Surface
7.5-10kW, 34 lbs (15.5 kg)



ODSR - Recessed
2-5kW, 31 lbs (14.1 kg)



Cover Screws on Front



ODS Models

Watts	Volts (ph)	Product #	Price	Volts (ph)	Product #	Price	cfm	Temperature Rise		Motor	
								°C	°F	HP	rpm
ODSA Surface											
2000	240 (1)	ODSA02000	720.00	240 (3)	ODSA02030 ¹	899.00	310	11	20	1/50	1550
3000	240 (1)	ODSA03000	730.00	240 (3)	ODSA03030 ¹	918.00	310	17	30	1/50	1550
4000	240 (1)	ODSA04000	746.00	240 (3)	ODSA04030 ¹	933.00	310	23	41	1/50	1550
5000	240 (1)	ODSA05000 ¹	713.00	240 (3)	ODSA05030 ¹	956.00	310	28	51	1/50	1550
2000	208 (1)	ODSA02008	816.00	208 (3)	ODSA02038 ¹	1208.00	310	11	20	1/50	1550
3000	208 (1)	ODSA03008	827.00	208 (3)	ODSA03038 ¹	1230.00	310	17	30	1/50	1550
4000	208 (1)	ODSA04008	845.00	208 (3)	ODSA04038 ¹	1247.00	310	23	41	1/50	1550
5000	208 (1)	ODSA05008 ¹	865.00	208 (3)	ODSA05038 ¹	1264.00	310	28	51	1/50	1550
2000	347 (1)	ODSA02007 ¹	1208.00	-	-	-	310	11	20	1/50	1550
3000	347 (1)	ODSA03007 ¹	1230.00	-	-	-	310	17	30	1/50	1550
4000	347 (1)	ODSA04007 ¹	1247.00	-	-	-	310	23	41	1/50	1550
5000	347 (1)	ODSA05007 ¹	1264.00	-	-	-	310	28	51	1/50	1550
2000	600 (1)	ODSA02006 ¹	1208.00	600 (3)	ODSA02036 ¹	1208.00	310	11	20	1/50	1550
3000	600 (1)	ODSA03006 ¹	1230.00	600 (3)	ODSA03036 ¹	1230.00	310	17	30	1/50	1550
4000	600 (1)	ODSA04006 ¹	1247.00	600 (3)	ODSA04036 ¹	1247.00	310	23	41	1/50	1550
5000	600 (1)	ODSA05006 ¹	1264.00	600 (3)	ODSA05036 ¹	1264.00	310	28	51	1/50	1550
ODSB Surface											
7500	240 (1)	ODSB07500 ¹	2019.00	240 (3)	ODSB07530 ¹	2019.00	600	22	39	1/33	1550
10000	240 (1)	ODSB10000 ¹	2128.00	240 (3)	ODSB10030 ¹	2128.00	600	29	53	1/33	1550
7500	208 (1)	ODSB07508 ¹	2019.00	208 (3)	ODSB07538 ¹	2019.00	600	22	39	1/33	1550
9900	208 (1)	ODSB09908 ¹	2128.00	208 (3)	ODSB09938 ¹	2128.00	600	29	53	1/33	1550
7500	347 (1)	ODSB07507 ¹	2019.00	-	-	-	600	22	39	1/33	1550
10000	347 (1)	ODSB10007 ¹	2128.00	-	-	-	600	29	53	1/33	1550
7500	600 (1)	ODSB07506 ¹	2019.00	600 (3)	ODSB07536 ¹	2019.00	600	22	39	1/33	1550
10000	600 (1)	ODSB10006 ¹	2128.00	600 (3)	ODSB10036 ¹	2128.00	600	29	53	1/33	1550
ODSR Recessed											
2000	240 (1)	ODSR02000	1095.00	240 (3)	ODSR02030 ¹	1184.00	310	11	20	1/50	1550
3000	240 (1)	ODSR03000	1113.00	240 (3)	ODSR03030 ¹	1202.00	310	17	30	1/50	1550
4000	240 (1)	ODSR04000	1131.00	240 (3)	ODSR04030 ¹	1222.00	310	23	41	1/50	1550
5000	240 (1)	ODSR05000 ¹	1153.00	240 (3)	ODSR05030 ¹	1245.00	310	28	51	1/50	1550
2000	208 (1)	ODSR02008	1184.00	208 (3)	ODSR02038 ¹	1495.00	310	11	20	1/50	1550
3000	208 (1)	ODSR03008	1202.00	208 (3)	ODSR03038 ¹	1516.00	310	17	30	1/50	1550
4000	208 (1)	ODSR04008	1222.00	208 (3)	ODSR04038 ¹	1542.00	310	23	41	1/50	1550
5000	208 (1)	ODSR05008 ¹	1245.00	208 (3)	ODSR05038 ¹	1553.00	310	28	51	1/50	1550
2000	347 (1)	ODSR02007 ¹	1495.00	-	-	-	310	11	20	1/50	1550
3000	347 (1)	ODSR03007 ¹	1516.00	-	-	-	310	17	30	1/50	1550
4000	347 (1)	ODSR04007 ¹	1542.00	-	-	-	310	23	41	1/50	1550
5000	347 (1)	ODSR05007 ¹	1553.00	-	-	-	310	28	51	1/50	1550
2000	600 (1)	ODSR02006 ¹	1495.00	600 (3)	ODSR02036 ¹	1495.00	310	11	20	1/50	1550
3000	600 (1)	ODSR03006 ¹	1516.00	600 (3)	ODSR03036 ¹	1516.00	310	17	30	1/50	1550
4000	600 (1)	ODSR04006 ¹	1542.00	600 (3)	ODSR04036 ¹	1542.00	310	23	41	1/50	1550
5000	600 (1)	ODSR05006 ¹	1553.00	600 (3)	ODSR05036 ¹	1553.00	310	28	51	1/50	1550

Options

Product # Kit	Product # Factory installed*	Price	Description
-	120	152.00	120V control circuit
-	CV	17.00	Summer fan switch and pilot light
KIT-ODS-DIS20 ²	DIS20 ²	171.00	Disconnect switch, double-pole, 20A at 277V and less
KIT-ODS-DIS40 ²	DIS40 ²	200.00	Disconnect switch, triple-pole, 40A at 600V max.
-	DIS80 ²	245.00	Disconnect switch, triple-pole, 80A at 600V
KIT-ODS-R	R	179.00	24V control relay, without transformer
-	RCV24	371.00	Summer fan relay 24V, remote control and pilot light (switch not included)
-	RCV240	120.00	Summer fan relay 240V, remote control and pilot light (switch not included)
-	RT	193.00	24V control relay, with transformer
KIT-ODS-T-AV	TAV	146.00	Thermostat tamperproof
KIT-ODSA-T-BAR	-	152.00	Adaptor for T-bar ceiling, ODSA only
KIT-ODSB-T-BAR	-	152.00	Adaptor for T-bar ceiling, ODSB only

* For factory installed options, add the option number to the product number. See the **Product Code** section inside the front cover.

¹ Built-in 240V contactor.

² For the U.S. only; The nominal current of the unit must not exceed 80% of the capacity of the disconnect.
Add "BL" for white, "AM" for almond. Upcharge available for optional colors shown in the color chart section.
Other voltages available upon request.

ORA-PA15

Drive-Through/
Service Counters Air Curtain



IP20



Features

Model

- Electric heat.

Color

- Front: white (RAL 9016, NCS S 0500-N).
- Grille, rear face, ends and brackets: grey (RAL 7046).
- Custom colors available upon request (RAL Chart).

Voltage

- 208V, 60Hz, 1 phase.

Construction

- Corrosion proof housing made of hot zinc-plate and powder coated steel panels.
- Quick access to internal components via the maintenance hatch.
- 4.3 ft. (1.3 m) power cord without plug.
- High-limit temperature control with automatic reset

Fan

- Squirrel-cage fans.

Element

- Element provides instant heat.

Control

- Control knobs to set the fan and heating steps.

Installation

- The unit can be installed at an angle on the bracket, which is used for wall or ceiling mounting

Warranty

- 1-year warranty against defects

Certification

- Certified INTL as per: CAN/CSA-E60335-2-30:13 (R2018).
- UL 2021 Ed. 4.0. Standards

Application

- Small openings such as drive-through and service counters.

ORA-PA15

Models

Volts (1 ph)	Product #	Price	kW Lo/Hi	FLA ¹	cfm	dBA ²	Weight	
							lb	kg
208	PA1508E02NA	1460.00	1.7/2.4	13	200	50	17	7.7
208	PA1508E04NA	1346.00	2.5/3.7	19	200	50	17	7.7

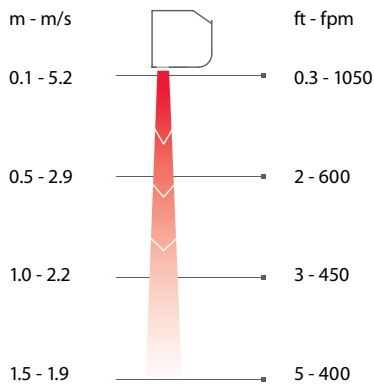
To order any custom colors from the R.A.L. chart, add "SP" at the end of the Product # and specify RAL color # on the order. When ordering a different color, inquire about delivery times and prices. Contact our customer service department for lead times

¹ FLA: total amperage for motor and heat.

² Sound pressure (dBA) Conditions: Distance to the unit 5 m. Directional factor: 2. Equivalent absorption area: 200 m². At highest air flow.

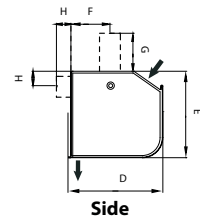
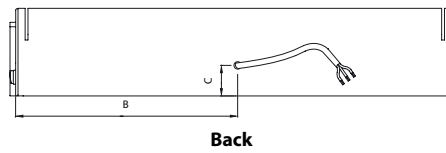
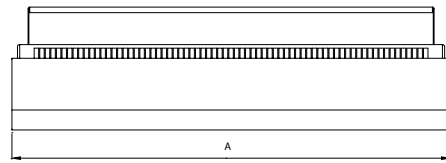
Above table is valid for 208V, 1ph, 60Hz. Also approved for 230V, 1ph, 60Hz. Product performance for 230V, 1ph, 60Hz will differ from stated data.

Air velocity profile



Measurements according to AMCA 220-05.
Average values for products in the series.

Dimensions



Ref	mm	in
A	790	31.1
B	390	15.4
C	55	2.2
D	167	6.6
E	154	6.1
F	70	2.8
G	67	2.6
H	25	1.0

ORA-C C Range Commercial Air Curtain



Surface



Recessed



Touch remote control included



Features

Model

- Electric heat.
- No heat.

Color

- Standard: white.
- Custom colors available upon request (RAL Chart).

Voltage

- 208V, 240/208V, 480V, 600V, 60 Hz.

Construction

- Steel casing with resistant plastic end caps.
- Quick access to the internal components thanks to the front panel which facilitate maintenance and connection.
- High-limit temperature control with automatic reset.

Fan

- Tangential fans.

Heating element

- Element provides instant heat (electric model).

Control

- Touch remote control included (20 ft. (6 m) RJ control cable included).
- Door switch included.

- Compatible with a Building Management System (Bacnet MS/TP, Modbus RTU or dry contact).
- Personalize programming of the air curtain.

Installation

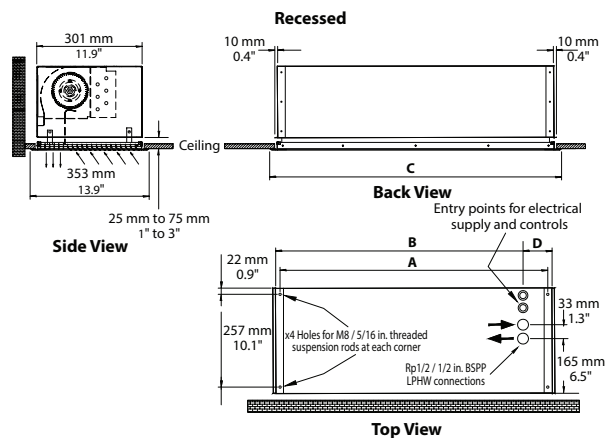
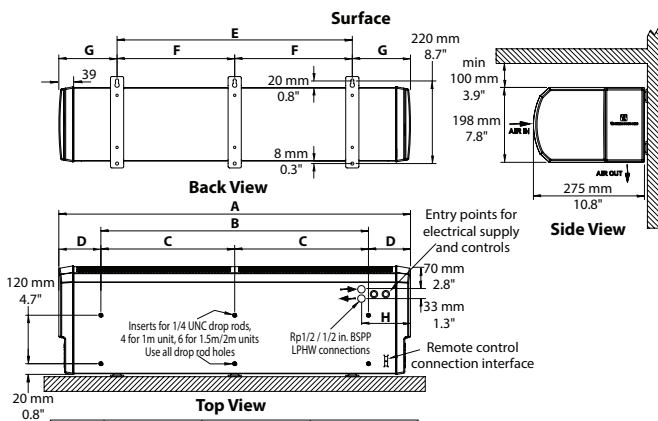
- Minimum height installation: 6 ft. (1.8 m).
- Maximum height installation:
 - Surface-mounted: 9.84 ft. (3 m) above the floor.
 - Recessed: 9 ft. (2.75 m) above the floor.
- Surface-mounted: brackets included.
- Ceiling hanging: fixings are included for 1/4 in. x 20 UNC threaded rods (rods not supplied).
- Recessed: hinged core grilles included for easy installation and maintenance.
- Joining kit, available in option, for connecting multiple surface mounted units.

Warranty

- 2-year warranty against defects.

Application

- Vestibule, commercial building, entrance way service door, hospital.



	C1000		C1500		C2000	
	mm	in.	mm	in.	mm	in.
A	1137	44.8	1669	65.7	2200	86.6
B	908	35.8	1408	55.4	1928	75.9
C	-	-	704	27.7	964	38.0
D	115	4.5	131	5.2	136	5.4
E	710	28.0	1208	47.6	1748	68.8
F	0	0	604	23.8	874	34.4
G	214	8.4	231	9.1	226	8.9
H	152	6	172	6.8	172	6.8

	C1000		C1500		C2000		
	mm	po	mm	po	mm	po	
A	1129	44.4	1529	60.2	2040	80.3	
B	1179	46.4	1579	62.2	2090	82.3	
C	1209	47.6	1609	63.3	2120	83.5	
Cut-Out in Ceiling	Length	1179	46.4	1579	62.2	2090	82.3
	Width	301	11.85	301	11.85	301	11.85

Models

Volts (ph)	Product # ¹	Price		kW Lo/Hi	Amp.	cfm	Max velocity (ft./min)	dBA at 3 m	Effective width of air stream		Weight	
		Standard Models	Custom Colors (RAL Chart) ¹						in.	mm	lb	kg
Surface-mounted												
Electric heat												
600 (3) + 208 ou 240 ²	C1000ESEC600V	6280.00	8887.00	4.5/9	9.3+0.5	740	1770	55.0	36	933	35	16
600 (3) + 208 ou 240 ²	C1500ESEC600V	7121.00	9872.00	6/12	12.8+0.7	1060	1770	55.0	56	1430	51	23
600 (3) + 208 ou 240 ²	C2000ESEC600V	11128.00	13958.00	9/18	18.6+1.0	1470	1770	56.0	78	1996	73	33
480 (3) + 208 ou 240 ²	C1000ESEC480V	5508.00	8118.00	4.5/9	10.9+0.5	740	1770	55.0	36	933	35	16
480 (3) + 208 ou 240 ²	C1500ESEC480V	7070.00	9822.00	6/12	14.5+0.7	1060	1770	55.0	56	1430	51	23
480 (3) + 208 ou 240 ²	C2000ESEC480V	9324.00	11932.00	9/18	21.7+1.0	1470	1770	56.0	78	1996	73	33
208 (3) ³	C1000ESEC208V	5240.00	7846.00	4.32/8.64	24.5	740	1770	55.0	36	933	35	16
208 (3) ³	C1500ESEC208V	5913.00	8522.00	5.77/11.53	32.7	1060	1770	55.0	56	1430	51	23
208 (3) ³	C2000ESEC208V	9532.00	12139.00	8.64/17.28	49.0	1470	1770	56.0	78	1996	73	33
No heat												
208/240 (1) ³	C1000ASEC208-230V	4881.00	7490.00	-	0.5	740	1770	55.0	36	933	33	15
208/240 (1) ³	C1500ASEC208-230V	5666.00	8274.00	-	0.7	1060	1770	55.0	56	1430	46	21
208/240 (1) ³	C2000ASEC208-230V	7211.00	9822.00	-	1	1470	1770	56.0	78	1996	68	31
Recessed												
Electric heat												
600 (3) + 208 ou 240 ²	C1000EREC600V	7153.00	9013.00	4.5/9	9.3+0.5	740	1770	55.0	45	1145	44	20
600 (3) + 208 ou 240 ²	C1500EREC600V	8331.00	10295.00	6/12	12.8+0.7	1060	1770	55.0	60	1545	60	27
600 (3) + 208 ou 240 ²	C2000EREC600V	11851.00	13918.00	9/18	18.6+1.0	1470	1770	56.0	80	2055	82	37
480 (3) + 208 ou 240 ²	C1000EREC480V	6244.00	8103.00	4.5/9	10.9+0.5	740	1770	55.0	45	1145	44	20
480 (3) + 208 ou 240 ²	C1500EREC480V	8086.00	10050.00	6/12	14.5+0.7	1060	1770	55.0	60	1545	51	23
480 (3) + 208 ou 240 ²	C2000EREC480V	10723.00	12792.00	9/18	21.7+1.0	1470	1770	56.0	80	2055	73	33
208 (3) ³	C1000EREC208V	7153.00	9013.00	4,32/8,64	24.5	740	1770	55.0	45	1145	44	20
208 (3) ³	C1500EREC208V	8331.00	10295.00	5,77/11,53	32.7	1060	1770	55.0	60	1545	60	27
208 (3) ³	C2000EREC208V	12379.00	14445.00	8,64/17,28	49.0	1470	1770	56.0	80	2055	82	37
No heat												
208/240 (1) ³	C1000AREC208V	5716.00	7576.00	-	0.5	740	1770	55.0	45	1145	42	19
208/240 (1) ³	C1500AREC208V	7042.00	9008.00	-	0.7	1060	1770	55.0	60	1545	55	25
208/240 (1) ³	C2000AREC208V	8761.00	10826.00	-	1	1470	1770	56.0	80	2055	77	35

¹ To order any custom colors from the R.A.L. chart, add “-SP” at the end of the Product # and specify RAL color # on the order. Contact our customer service department for lead times.

² IMPORTANT: 600V and 480V models need 2 power sources (E.g.: 600V+208V or 230V) or an external transformer (E.g.: 600V/240V).

The VA requirement varies between models: C1000 = 200VA, C1500 and C2000 = 350VA.

³ Maximum installation height when connected to 208V is 8.53 ft. (2.6 m).

Options

Product #	Price	Description
ORA-RS-485	359.00	Cable RS-485 to USB adaptor
ORA-T7263703	670.00	Printed circuit board (PCB) V10
T5951001	33.00	Master and slave lead: 9.84 ft. (3 m)
T5951050	108.00	Ecopower extension lead: 32.80 ft. (10 m)
T5951060	127.00	Ecopower extension lead: 49.21 ft. (15 m)
T5951020	245.00	Ecopower extension lead: 98.42 ft. (30 m)
T5951030	33.00	Extension lead coupler

ORA-HX HX Range Commercial Air Curtain



Surface



Recessed



Ecopower control included



Features

Model

- Electric heat.
- No heat.

Color

- Standard: white.
- Custom colors available upon request (RAL Chart).

Voltage

- 208V, 240/208V, 480V, 600V, 60 Hz.

Construction

- Steel casing with resistant plastic end caps.
- Quick access to the internal components thanks to the front panel which facilitate maintenance and connection.
- High-limit temperature control with automatic reset.

Fan

- Squirrel-cage fans.

Heating element

- Element provides instant heat (electric heating model).

Control

- Ecopower control included (20 ft. (6 m) RJ9 control cable included).
- Door switch included.
- Compatible with a Building Management System.
- Personalize programming of the air curtain.

Installation

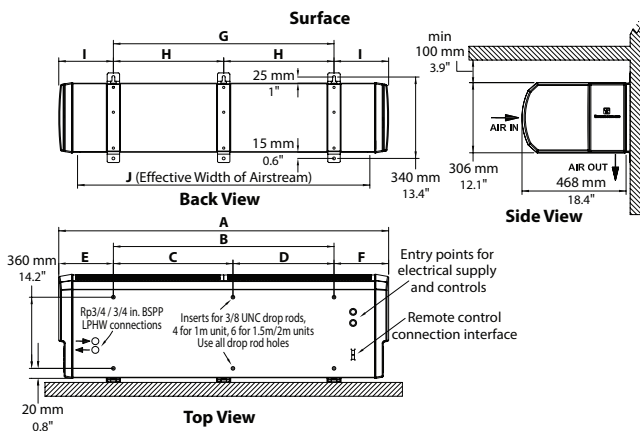
- Maximum height installation:
 - Surface-mounted: 11.48 ft. (3.5 m) above the floor.
 - Recessed: 11.48 ft. (3.5 m) above the floor.
- Surface-mounted: low profile installation brackets included.
- Ceiling hanging: fixings are included for 3/8 in. x 20 UNC threaded rods (not supplied).
- Recessed: hinged core grilles included for easy installation and maintenance.
- Joining kit, available in option, for connecting multiple surface mounted units.

Warranty

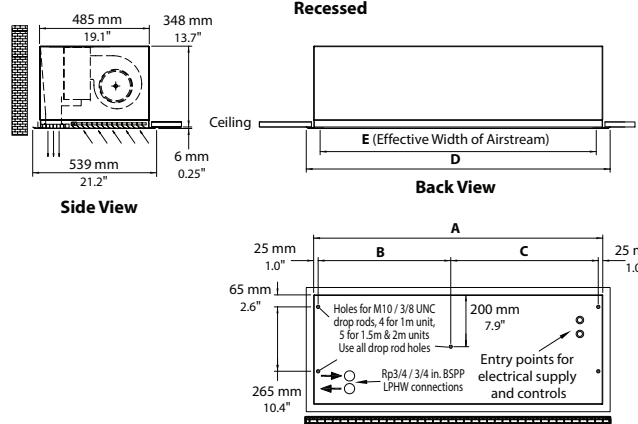
- 2-year warranty against defects.

Application

- Entrance way, vestibule, commercial building, service door, hospital, entrance of retail store.



	HX1000		HX1500		HX2000	
	mm	in.	mm	in.	mm	in.
A	1300	51.2	1825	71.9	2350	92.5
B	895	35.2	1430	56.3	2005	78.9
C	-	-	720	28.4	1032	40.6
D	-	-	710	28.0	973	38.3
E	202	8.0	197	7.8	143	5.6
F	202	8.0	197	7.8	202	8.0
G	898	35.4	1398	55.0	1904	75.0
H	-	-	699	27.5	952	37.5
I	201	7.9	213	8.4	223	8.8
J	1100	43.3	1630	64.2	2150	84.7



	HX1000		HX1500		HX2000	
	mm	in.	mm	in.	mm	in.
A	1185	46.7	1710	67.3	2235	88.0
B	-	-	726	28.6	1077	42.4
C	-	-	933	36.7	1109	43.7
D	1238	48.7	1763	69.4	2290	90.2
E	1100	43.3	1630	64.2	2150	84.7
Cut-Out in Ceiling	Length	1185	46.7	1710	67.3	2235
	Width	485	19.1	485	19.1	485

Models

Volts (ph)	Product # ¹	Price		kW Lo/Hi	Amp.	cfm	Max velocity (ft./min)	dBA at 3 m	Effective width of air stream		Weight	
		Standard Models	Custom Colors (RAL Chart) ¹						in.	mm	lb	kg
Surface-mounted												
Electric heat												
600 (3) + 208 or 240 ²	HX1000ENTECO600V	8992.00	11628.00	6/12	13	900	1500	60/58/54	43	1100	101	46
600 (3) + 208 or 240 ²	HX1500ENTECO600V	12134.00	14770.00	12/18	19.3	1315	1500	60/56/53	64	1630	148	67
600 (3) + 208 or 240 ²	HX2000ENTECO600V	14824.00	17460.00	12/24	25.9	1735	1500	60/58/54	85	2150	185	84
480 (3) + 208 or 240 ²	HX1000ENTECO480V	8992.00	11628.00	6/12	15.9	900	1500	60/58/54	43	1100	101	46
480 (3) + 208 or 240 ²	HX1500ENTECO480V	12134.00	14770.00	12/18	23.7	1315	1500	60/56/53	64	1630	148	67
480 (3) + 208 or 240 ²	HX2000ENTECO480V	14824.00	17460.00	12/24	31.7	1735	1500	60/58/54	85	2150	185	84
208 (3)	HX1000ENTECO208V	8992.00	11628.00	6/12	36	790	1500	58/54/50	43	1100	101	46
208 (3)	HX1500ENTECO208V	12134.00	14770.00	12/18	54	1155	1500	58/52/49	64	1630	148	67
208 (3)	HX2000ENTECO208V	14824.00	17460.00	12/24	72	1520	1500	58/54/50	85	2150	185	84
No heat												
208/240 (1) ³	HX1000ANTECO208-230V	6847.00	9485.00	-	1.4	900	1500	60/58/54	43	1100	99	45
208/240 (1) ³	HX1500ANTECO208-230V	9218.00	11852.00	-	2.0	1315	1500	60/56/53	64	1630	146	66
208/240 (1) ³	HX2000ANTECO208-230V	11307.00	13937.00	-	2.8	1735	1500	60/58/54	85	2150	176	80
Recessed												
Electric heat												
600 (3) + 208 or 240 ²	HX1000ERECO600V	10723.00	12600.00	6/12	13	900	1500	60/58/54	43	1100	101	46
600 (3) + 208 or 240 ²	HX1500ERECO600V	14456.00	16438.00	12/18	19.3	1315	1500	60/56/53	64	1630	148	67
600 (3) + 208 or 240 ²	HX2000ERECO600V	17666.00	19753.00	12/24	25.9	1735	1500	50/58/54	85	2150	185	84
480 (3) + 208 or 240 ²	HX1000ERECO480V	10723.00	12600.00	6/12	15.9	900	1500	60/58/54	43	1100	101	46
480 (3) + 208 or 240 ²	HX1500ERECO480V	14456.00	16438.00	12/18	23.7	1315	1500	60/56/53	64	1630	148	67
480 (3) + 208 or 240 ²	HX2000ERECO480V	17666.00	19753.00	12/24	31.7	1735	1500	50/58/54	85	2150	185	84
208 (3)	HX1000ERECO208V	10723.00	12600.00	6/12	36	790	1500	58/54/50	43	1100	101	46
208 (3)	HX1500ERECO208V	14456.00	16438.00	12/18	54	1155	1500	58/52/49	64	1630	148	67
208 (3)	HX2000ERECO208V	17666.00	19753.00	12/24	72	1520	1500	58/54/50	85	2150	185	84
No heat												
208/240 (1) ³	HX1000ARECO208-230V	8141.00	10018.00	-	1.4	900	1500	60/58/54	43	1100	99	45
208/240 (1) ³	HX1500ARECO208-230V	10973.00	12955.00	-	2	1315	1500	60/56/53	64	1630	146	66
208/240 (1) ³	HX2000ARECO208-230V	13398.00	15489.00	-	2.8	1735	1500	60/58/54	85	2150	176	80

¹ To order any custom colors from the R.A.L. chart, add "-SP" at the end of the Product # and specify RAL color # on the order. Contact our customer service department for lead times.

² IMPORTANT: 600V and 480V models need 2 power sources (E.g.: 600V+208V or 230V) or an external transformer (E.g.: 600V/240V).

The VA requirement varies between models: HX1000 = 500VA, HX1500 = 750VA and HX2000 = 1000VA.

³ Maximum installation height when connected to 208V is 9.84 ft. (3 m).

Options

Product # Kit	Price	Description
ORA-EEPROM	54.00	EEPROM memory
ORA-RS-485	359.00	Cable RS-485 to USB adaptor
T7263627	166.00	Programming board
T5951001	33.00	Master and slave lead: 9.84 ft. (3 m)
T5951050	108.00	Ecopower extension lead : 32.80 ft (10 m)
T5951060	127.00	Ecopower extension lead : 49.21 ft. (15 m)
T5951020	245.00	Ecopower extension lead : 98.42 ft. (30 m)
T5951030	33.00	Extention lead coupler

ORA-EC22

Air Curtain for Small Entrances



FRICO

Features

Model

- Electric heat.
- No heat.

Color

- Stainless steel housing: white (RAL 9016, NCS S 0500-N).
- Grille, rear face and ends grey (RAL 7046).
- Custom colors available upon request (RAL Chart).

Tension

- 208V, 480V, 600V, 60 Hz.

Motor

- Very low operating costs can be achieved thanks to the combination of EC motors and Frico's unique fan geometry.

Construction

- Quick access to internal components via the maintenance hatch.
- High-limit temperature control with automatic reset.
- Integrated transformer for motor and control circuit (480V and 600V models).

Fan

- Squirrel-cage fans.

Élément

- Element provides instant heat (electric heat model).

Régulation

- Integrated control system and additional easy to use remote control.
- Door switch included.

Installation

- Maximum height installation: 7.2 ft. (2.2 m) above the floor.
- Suspended mounting:
 - With pendulum brackets included:
 - 4 brackets for 1m and 1.5m models and 6 brackets for 2m models.
 - With threaded rods (not included).

Note: The recommended installation height may vary according to the installation conditions. Air curtains must be placed as near to the entrance as possible and cover the entire width.

Warranty

- 5-year warranty against defects.

Certification

- CAN/CSA-E60335-2-30 :13 (R2018).
- UL 2021 ED. 4.0.
- Protection class for units with electrical heating: IP20.
- Protection class for units without heating: IP21.

Application

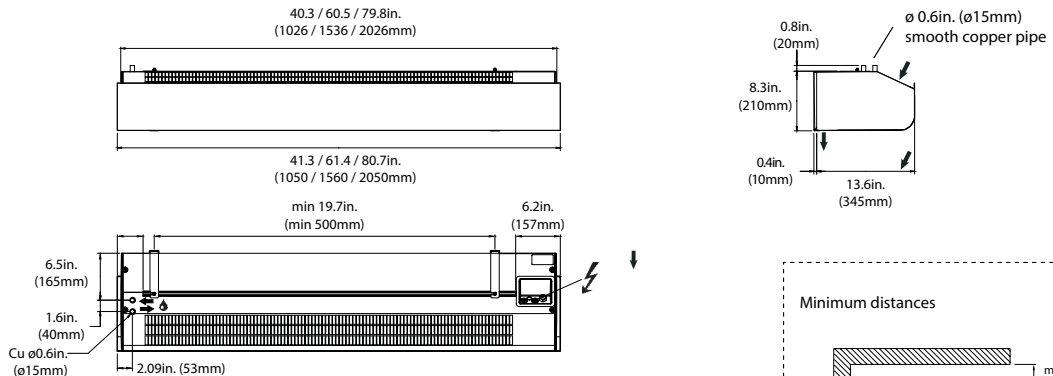
- Small entrances, vestibule, commercial building, lobby, service door, hospital, store entrance, drive-through, service counters.

Models

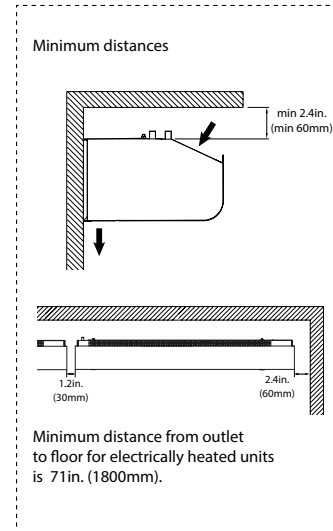
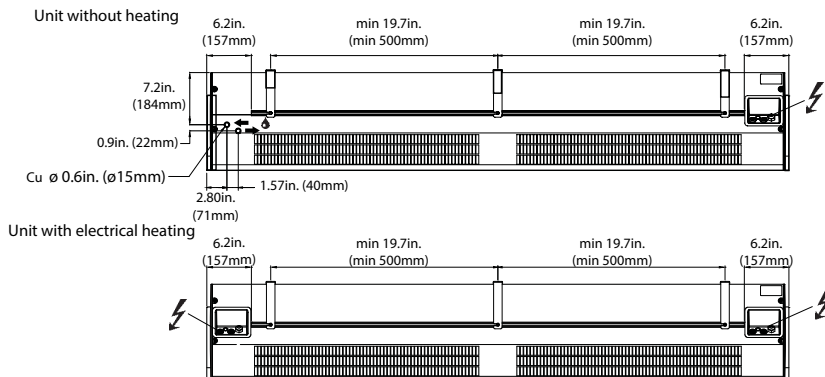
Volts (ph)	Product #	Price	Heat Output kW Lo/Hi	Input Power Motor HP	Amp.	cfm	dBA	Effective air width		Weight	
								in.	mm	lb	kg
Surface-mounted											
Electric Heat (IP20)											
600 (3)	PAEC2210CE05-600VNA	4536.00	3.3/5	1/8	5.4	765	70	30.6	777.24	42.1	19.1
600 (3)	PAEC2215CE08-600VNA	4985.00	4/8	1/8	8.6	1265	72	50.7	1287.78	61.9	28.1
600 (3)	PAEC2220CE10-600VNA	7682.00	5/10	1/8	10.6	1471	73	67.4	1711.96	79.6	36.1
480 (3)	PAEC2210CE05-480VNA	4435.00	3.3/5	1/8	6.6	765	70	30.6	777.24	41.4	18.8
480 (3)	PAEC2215CE08-480VNA	5047.00	4/8	1/8	10.5	1265	72	50.7	1287.78	61.3	27.8
480 (3)	PAEC2220CE10-480VNA	7671.00	5/10	1/8	13	1471	73	67.4	1711.96	78.9	35.8
208 (3)	PAEC2210CE04-208VNA	4138.00	2.7/4.1	1/8	11.9	765	70	30.6	777.24	37.5	17.0
208 (3)	PAEC2215CE07-208VNA	4592.00	3.2/6.5	1/8	18.9	1265	72	50.7	1287.78	57.3	26.0
208 (3)	PAEC2220CE08-208VNA	7458.00	4.1/8.1	1/8	23.5	1471	73	67.4	1711.96	75	34.0
No Heat (IP21)											
208 (1)	PAEC2210CA-NA	3179.00	-	-	0.6	765	70	30.5	777.24	35.3	16.0
208 (1)	PAEC2215CA-NA	3746.00	-	-	0.9	1265	72	50.7	1287.78	52.9	24.0
208 (1)	PAEC2220CA-NA	5226.00	-	-	1.0	1471	73	67.4	1711.96	70.5	32.0

To order any custom colors from the R.A.L. chart, add "SP" at the end of the Product # and specify RAL color # on the order. Contact our customer service department for lead times.

All models



78.7 in. (2m) units



ORA-EC32

Air curtain for commercial premises



FRICO

Features

Model

- Electric heat.
- No heat.

Color

- Stainless steel housing: white (RAL 9016, NCS S 0500-N).
- Grille, rear face and ends grey (RAL 7046).
- Custom colors available upon request (RAL Chart).

Tension

- 208V, 480V, 600V, 60 Hz.

Motor

- Very low operating costs can be achieved thanks to the combination of EC motors and Frico's unique fan geometry.

Construction

- Quick access to internal components via the maintenance hatch.
- High-limit temperature control with automatic reset.
- Integrated transformer for motor and control circuit (480V and 600V models).

Fan

- Squirrel-cage fans.

Élément

- Element provides instant heat (electric heat model).

Régulation

- Integrated control system and additional easy to use remote control.
- Door switch included.

Installation

- Maximum height installation: 7.2 ft. (2.2 m) above the floor.
- Suspended mounting:
 - With pendulum brackets included:
 - 4 brackets for 1m and 1.5m models and 6 brackets for 2m models.
 - With threaded rods (not included).

Note: La hauteur d'installation préconisée peut varier selon les conditions d'installation. Les rideaux d'air doivent être placés le plus près possible de l'ouverture et couvrir toute la largeur.

Warranty

- 5-year warranty against defects.

Certification

- CAN/CSA-E60335-2-30:13 (R2018).
- UL 2021 ED. 4.0.
- Protection class for units with electrical heating: IP20.
- Protection class for units without heating: IP21.

Application

- Small entrances, vestibule, commercial building, lobby, service door, hospital, store entrance, drive-through, service counters.

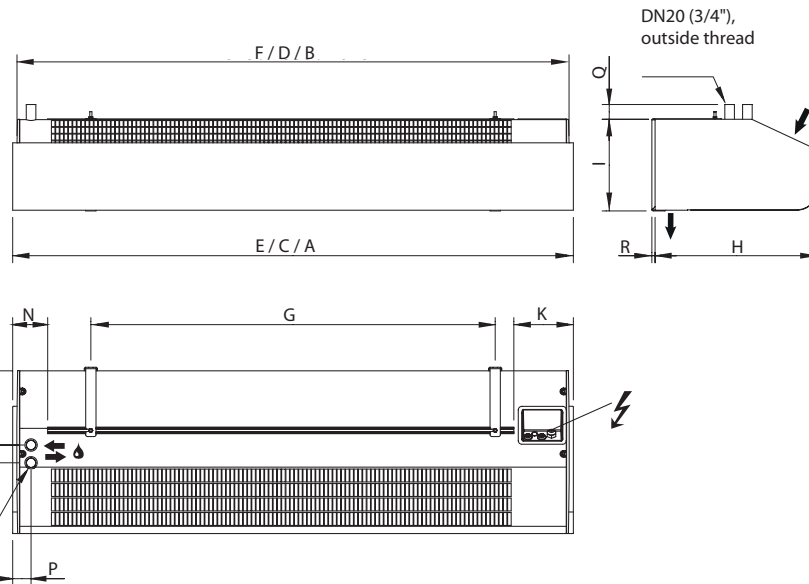
Volts (ph)	Product #	Price	Heat Output kW Lo/Hi	Input Power Motor HP	Amp.	cfm	dBA ²	Effective air width		Weight	
								in.	mm	lb	kg
Surface-mounted											
Electric Heat											
600 (3)	PAEC3210CE08-600VNA	6591.00	4/8	9	1150	2346	73	38.4	975	57	26
600 (3)	PAEC3215CE12-600VNA	7472.00	6/12	13	1600	2267	72	58.5	1486	82	37
600 (3)	PAEC3220CE16-600VNA	11198.00	8/16	17	2250	2346	75	77.8	1976	112	51
480 (3)	PAEC3210CE08-480VNA	5723.00	4/8	11	1150	2346	73	38.4	975	57	26
480 (3)	PAEC3215CE12-480VNA	6582.00	6/12	16	1600	2267	72	58.5	1486	82	37
480 (3)	PAEC3220CE16-480VNA	9887.00	8/16	21	2250	2346	75	77.8	1976	112	51
208 (3)	PAEC3210CE07-208VNA	5690.00	4/7	21	1150	2346	73	38.4	975	57	26
208 (3)	PAEC3215CE10-208VNA	6649.00	7/10	29	1600	2267	72	58.5	1486	82	37
208 (3)	PAEC3220CE13-208VNA	10271.00	8/13	39	2250	2346	75	77.8	1976	112	51
No Heat											
208 (1)	PAEC3210CA-NA	4033.00	-	0.7	1150	2346	72	38.4	975	57	26
208 (1)	PAEC3215CA-NA	4597.00	-	0.9	1600	2267	72	58.5	1486	79	36
208 (1)	PAEC3220CA-NA	7279.00	-	1.4	2250	2346	74	77.8	1976	106	48
Recessed											
Electric Heat											
600 (3)	AREC3210CE08-600VNA	6525.00	4/8	9	950	2159	72	38.2	970	68	31
600 (3)	AREC3215CE12-600VNA	7518.00	6/12	13	1350	2018	73	58.5	1486	91	41
600 (3)	AREC3220CE16-600VNA	11238.00	8/16	17	1900	2159	74	78.7	2000	130	59
480 (3)	AREC3210CE08-480VNA	6533.00	4/8	11	950	2159	72	38.2	970	68	31
480 (3)	AREC3215CE12-480VNA	7459.00	6/12	16	1350	2018	72	58.5	1486	91	41
480 (3)	AREC3220CE16-480VNA	10882.00	8/16	21	1900	2159	74	78.7	2000	130	59
208 (3)	AREC3210CE07-208VNA	6184.00	4/7	21	950	2159	72	38.2	970	68	31
208 (3)	AREC3215CE10-208VNA	7192.00	7/10	29	1350	2018	73	58.5	1486	91	41
208 (3)	AREC3220CE13-208VNA	10638.00	8/13	39	1900	2159	74	78.7	2000	130	59
No Heat											
208 (1)	AREC3210CA-NA	4717.00	-	0.7	950	2159	72	38.2	970	64	29
208 (1)	AREC3215CA-NA	5392.00	-	0.9	1350	2018	73	58.5	1486	88	40
208 (1)	AREC3220CA-NA	7622.00	-	1.4	1900	2159	74	78.7	2000	121	55

To order any custom colors from the R.A.L. chart, add "SP" at the end of the Product # and specify RAL color # on the order. Contact our customer service department for lead times.

Options

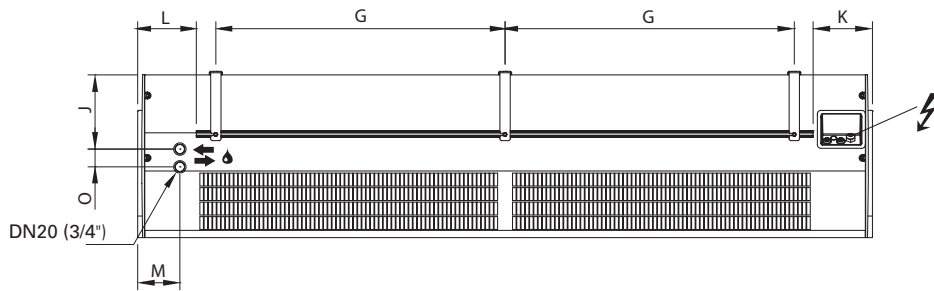
Product # Kit	Price	Description	Dimension	
			Quantity included	in. mm
PA3PF15	127.00	Pendulum Brackets for suspended mounting of 1 & 1.5 m units.	4	8.25 210
PA3PF20	176.00	Pendulum Brackets for suspended mounting of 1 & 1.5 m units.	6	8.25 210
PA2P15	126.00	Hanging brackets for suspended mounting of 1 & 1.5 m units.	2	39 1000
PA2P20	172.00	Hanging brackets for suspended mounting of 2 m units.	3	39 1000

All models

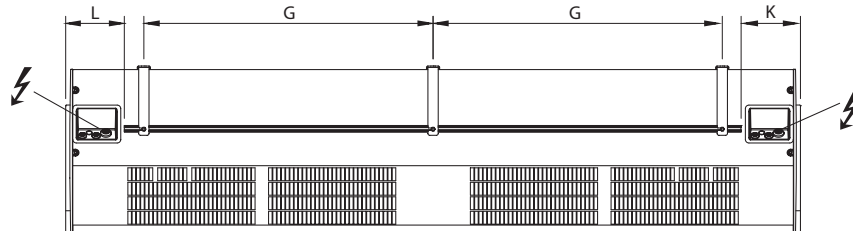


2 m / 6.6 ft units

Unit without heating or with water heating



Unit with electrical heating



	Metric [mm]	Imperial [in]	Type
A	2068	81.40	PAEC3220Cx
B	2045	80.50	PAEC3220Cx
C	1578	62.10	PAEC3215Cx
D	1555	61.20	PAEC3215Cx
E	1068	42.00	PAEC3210Cx
F	1045	41.10	PAEC3210Cx
G	500	19.68	
H	458	18.00	
I	256	10.00	

	Metric [mm]	Imperial [in]
J	209	8.22
K	167	6.57
L	165	6.49
M	119	4.68
N	99	3.89
O	50	1.96
P	52	2.00
Q	42	1.65
R	10	0.39

ORA-EC40

Commercial and Industrial Air Curtain



Horizontal mounting



Vertical mounting



Features

Model

- Electric heat.
- No heat.

Color

- Stainless steel housing: white (RAL 9016, NCS S 0500-N).
- Grille, rear face and ends: grey (RAL 7046).
- Custom colors available upon request (RAL Chart).

Voltage

- 208V, 480V, 600V, 60 Hz.

Motor

- Very low operating costs can be achieved thanks to the combination of EC motors and Frico's unique fan geometry.

Construction

- External electronic board for easy connection and maintenance.
- Quick access to internal components via the maintenance hatch.
- High-limit temperature control with automatic reset.
- Integrated transformer for motor and control circuit (480V and 600V models)

Fan

- Squirrel-cage fans.

Element

- Element provides instant heat (electric heat model).

Control

- SIRE control system included.
- Door switch included.

- Compatible with a Building Management System.
- Personalize programming of the air curtain.

Installation

- Maximum height installation (horizontal mounted):
 - Surface mounted: 13.1 ft. (4 m) above floor.
 - Recessed: 13.1 ft. (4 m) above floor.
- Maximum width installation (vertical mounted):
 - 16 to 20 ft. (5 to 6 m) 2 units, 1 on each side.
- For vertical mounting, the air curtain must be used with the joining and vertical mounting kit PA4JK (not included).
- Design kit can be used for unobtrusive installations using concealed brackets, tubes and cables (not included).

Note: The recommended installation height may vary according to the installation conditions. Air curtains must be placed as near to the entrance as possible and cover the entire width.

Warranty

- 5-year warranty against defects.

Certification

- AMCA 210, 220 and 300 certified for performance and sound level, and meets the following Energy Standard for Buildings Code: ANSI/ASHRAE/IES standard 90.1.

Application

- Garage door, vestibule, commercial building, lobby, service door, hospital, store entrance.

ORA-EC40

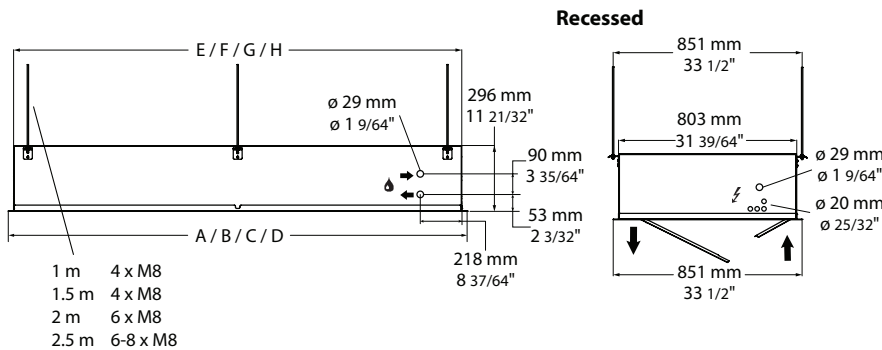
Models

Volts (ph)	Product #	Price	kW Lo/Hi	Amp.	cfm	Max velocity (ft./min) ¹	dBA ²	Effective air width		Weight	
								in.	mm	lb	kg
Surface-mounted											
Electric heat											
600 (3)	PAEC4010E12-600VNA	8586.00	4/12	15	1400	2560	80	38	960	104	47
600 (3)	PAEC4015E18-600VNA	10343.00	6/18	23	1950	2560	81	58	1470	137	62
600 (3)	PAEC4020E24-600VNA	13823.00	8/24	30	2800	2560	82	77	1960	185	84
600 (3)	PAEC4025E30-600VNA	17036.00	10/30	38	3300	2560	83	97	2470	234	106
480 (3)	PAEC4010E12-480VNA	8583.00	4/12	18	1400	2560	80	38	960	104	47
480 (3)	PAEC4015E18-480VNA	10334.00	6/18	27	1950	2560	81	58	1470	137	62
480 (3)	PAEC4020E24-480VNA	13891.00	8/24	35	2800	2560	82	77	1960	185	84
480 (3)	PAEC4025E30-480VNA	17197.00	10/30	45	3300	2560	83	97	2470	234	106
208 (3)	PAEC4010E10-208VNA	8308.00	4/10	31	1400	2560	80	38	960	93	42
208 (3)	PAEC4015E15-208VNA	10029.00	5/15	45	1950	2560	81	58	1470	126	57
208 (3)	PAEC4020E20-208VNA	12918.00	7/20	60	2800	2560	82	77	1960	172	78
No heat											
208 (1)	PAEC4010A-NA	6518.00	-	3.0	1400	2560	80	38	960	84	38
208 (1)	PAEC4015A-NA	8116.00	-	4.5	1950	2560	81	58	1470	108	49
208 (1)	PAEC4020A-NA	10334.00	-	6.0	2800	2560	82	77	1960	141	64
208 (1)	PAEC4025A-NA	11559.00	-	7.5	3300	2560	83	97	2470	172	78
Recessed											
Electric heat											
600 (3)	AREC4010E12-600VNA	10890.00	4/12	15	1530	2220	76	38	960	125	56.5
600 (3)	AREC4015E18-600VNA	11658.00	6/18	22	2150	2220	76	59	1485	171	77.5
600 (3)	AREC4020E24-600VNA	19648.00	8/24	30	3050	2220	78	78	1975	224	101.5
600 (3)	AREC4025E30-600VNA	29400.00	10/30	36	3650	2220	80	98	2508	287	121.0
480 (3)	AREC4010E12-480VNA	10889.00	4/12	19	1530	2220	76	38	960	125	56.5
480 (3)	AREC4015E18-480VNA	11652.00	6/18	26	2150	2220	76	59	1485	171	77.5
480 (3)	AREC4020E24-480VNA	19685.00	8/24	35	3050	2220	78	78	1975	224	101.5
480 (3)	AREC4025E30-480VNA	29571.00	10/30	43	3650	2220	80	98	2508	287	121.0
208 (3)	AREC4010E10-208VNA	10370.00	4/10	31	1530	2220	76	38	960	117	53.0
208 (3)	AREC4015E15-208VNA	11298.00	5/15	44	2150	2220	76	59	1485	163	74.0
208 (3)	AREC4020E20-208VNA	19800.00	7/20	60	3050	2220	78	78	1975	212	96.0
No heat											
208 (1)	AREC4010A-NA	8510.00	-	3.1	1530	2220	76	38	960	99	52
208 (1)	AREC4015A-NA	9295.00	-	3.9	2150	2220	76	59	1485	139	71
208 (1)	AREC4020A-NA	15664.00	-	6.2	3050	2220	78	78	1975	181	94
208 (1)	AREC4025A-NA	21321.00	-	7.0	3650	2220	80	98	2508	234	121

To order any custom colors from the R.A.L. chart, add "SP" at the end of the Product # and specify RAL color # on the order. Contact our customer service department for lead times.

¹ Measurements according to AMCA 220-05. Average values for products in the series. Measurement taken at 0.3 ft. (0.1 m).

² Values shown are for total sound power levels for Installation Type A: free inlet, free outlet. The Sound power level ratings shown are in decibels, referred to 10-12 watts, calculated per AMCA Standard 301.



	mm	in.	Type
A	1067	42 1/64	AREC4010x
B	1577	62 3/32	AREC4015x
C	2067	81 3/8	AREC4020x
D	2579	101 17/32	AREC4025x
E	1020	40 5/32	AREC4010x
F	1520	59 27/32	AREC4015x
G	2020	79 17/32	AREC4020x
H	2520	99 7/32	AREC4025x

ORA-EC40

Options for horizontal mounting

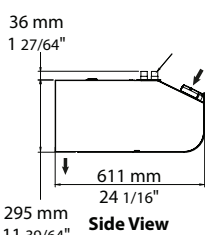
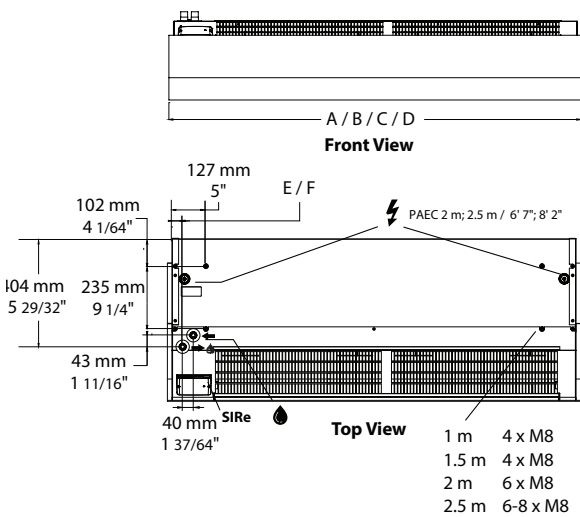
Product # Kit	Price	Description	Quantity included	Dimension	
				in.	mm
PA34WB15	168.00	Wall mounting brackets for 1 and 1.5 m (3.3 and 4.9 ft.) units	2	16	400
PA34WB20	253.00	Wall mounting brackets for 2 m (6.6 ft.) units	3	16	400
PA34WB30	337.00	Wall mounting brackets for 2.5 m (8.2 ft.) units	4	16	400
PA34VD15	63.00	Vibration dampers for 1 and 1.5 m (3.3 and 4.9 ft.) units	4	-	-
PA34VD20	93.00	Vibration dampers for 2 m (6.6 ft.) units	6	-	-
PA34VD30	132.00	Vibration dampers for 2.5 m (8.2 ft.) units	8	-	-
PA4JK	531.00	Joining and vertical mounting kit PAEC4000	1	-	-
PA4DW10	1009.00	Design kit for wall and vertical mounting PAEC4010x	1	3 27/64 x 16 11/16 x 39 39/64	87 x 424 x 1006
PA4DW15	1134.00	Design kit for wall and vertical mounting PAEC4015x	1	3 27/64 x 16 11/16 x 59 11/16	87 x 424 x 1516
PA4DW20	1226.00	Design kit for wall and vertical mounting PAEC4020x	1	3 27/64 x 16 11/16 x 78 31/32	87 x 424 x 2006
PA4DW25	1345.00	Design kit for wall and vertical mounting PAEC4025x	1	3 27/64 x 16 11/16 x 99 1/16	87 x 424 x 2516
PA4DCS	963.00	Design kit for ceiling mounting, small	1	8 - 12	200 - 300
PA4DCM	1004.00	Design kit for ceiling mounting, medium	1	12 - 20	300 - 500
PA4DCL	1102.00	Design kit for ceiling mounting, large	1	20 - 36	500 - 900
PA4DXT	494.00	Design kit for ceiling mounting, extension	1	16 17/32	420

Options for vertical mounting

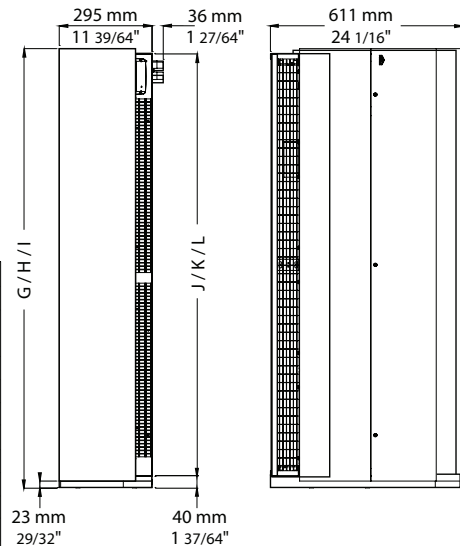
Product # Kit	Price	Description	Quantity included
PA4JK	531.00	Joining and vertical mounting kit PAEC4000	1
PA4DW10	1009.00	Design kit for wall and vertical mounting PAEC4010x	1
PA4DW15	1134.00	Design kit for wall and vertical mounting PAEC4015x	1
PA4DW20	1226.00	Design kit for wall and vertical mounting PAEC4020x	1
PA4DW25	1345.00	Design kit for wall and vertical mounting PAEC4025x	1
AXP300	494.00	Collision protection	1



Surface - Horizontal mounting





Surface - Vertical mounting



	mm	in.	Type
A	1039	40 29/32	PAEC4010x
B	1549	60 63/64	PAEC4015x
C	2039	80 9/32	PAEC4020x
D	2549	100 23/64	PAEC4025x
E	40	1 37/64	PAEC4010/15/20x
F	39	1 17/32	PAEC4025x
G	1572	61 57/64	PAEC4015x
H	2062	81 3/16	PAEC4020x
I	2572	101 17/64	PAEC4025x
J	1515	59 41/64	PAEC4015x
K	2004	78 57/64	PAEC4020x
L	2515	99 1/64	PAEC4025x

OAE Economical Unit Heater



Features

Color

- Standard: almond.

Finish

- Standard: epoxy/polyester powder paint.

Voltage

- 240/208V, 1-phase.

Construction

- 20-gauge steel.
- Adjustable louvers to control warm air flow. 1
- High-limit temperature control with automatic reset. 2

Fan

- 300 cfm fan (51 dBA).
- Totally enclosed factory-lubricated motor. 3

Heating element

- Helical coil nickel-chromium alloy wire protected by ceramic insulators. 4
- Heating element provides instant heat.

Control

- Built-in thermostat included.

Installation

- Mounting brackets for ceiling or wall installation included.
- Mounting brackets allow 360° rotation of the unit.

Warranty

- 3-year warranty against defects.

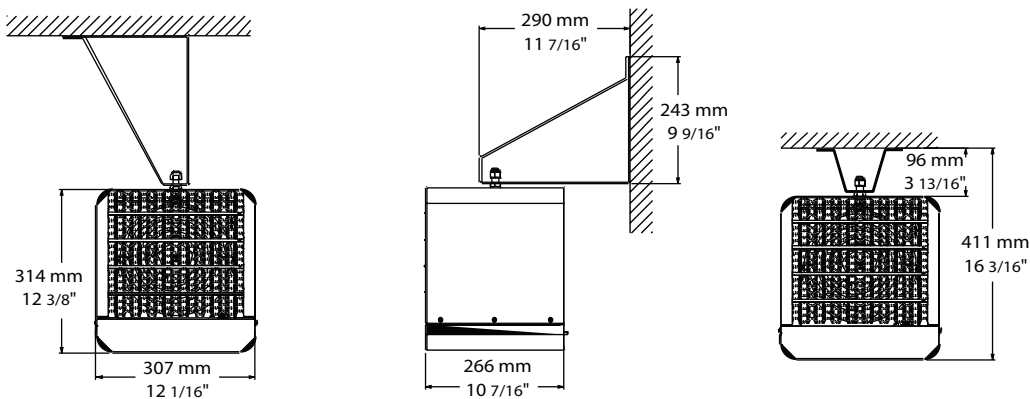
Application

- Garage, workshop.

Models

Watts	Volts	Product # ¹	Price	BTU/hr	Heating Element Type	Weight	
						lb	kg
2000/1500	240/208	OAE2000AM-EO-TB6	670.00	6824/5118	Open	20.0	9.1
3000/2250	240/208	OAE3000AM-EO-TB6	675.00	10236/7677	Open	20.0	9.1
5000/3750	240/208	OAE5000AM-EO-TB6	709.00	17060/12795	Open	20.0	9.1

¹ Mounting brackets included.
Standard color is almond.



OCC Portable Construction Heater



NEMA 6-30R
30A, 250VAC



Features

Color

- Standard: almond.

Finish

- Standard: epoxy/polyester powder paint.

Voltage

- 240/208V, 1-phase.

Construction

- Handle may be used as a reel for the electrical cable.
- 6 ft. (2 m) molded electrical cable for extra durability.
- Safely recessed thermostat knob reduces heater size to a minimum.
- High-limit temperature control with automatic reset.

Fan

- Enclosed motor permanently lubricated (-MF model).
- Open motor permanently lubricated (-MO model).¹
- 300 cfm fan.

Heating element

- Helical coil nickel-chromium alloy wire protected by ceramic insulators.
- Heating element provides instant heat

Temperature rise

- 28 °C (51 °F).

Control

- Built-in thermostat included.

Installation

- Must be plugged into a grounded 3-pronged outlet, 30A, 240VAC.²

Warranty

- 2-year warranty against defects (-MO model).
- 3-year warranty against defects (-MF model).

Application

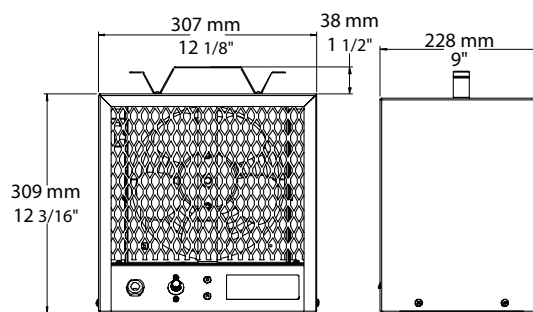
- Construction area, workshop, garage.

Models

Watts	Volts	Product # ²	Price	Motor type	Grounded 3-pronged outlet	Weight	
						lb	kg
4800/3600	240/208	OCC4800AM-MF-TB6	270.00	Enclosed	30A, 240VAC	16.0	7.3
4800/3600	240/208	OCC4800AM-MO-TB6 ¹	199.00	Open	30A, 240VAC	16.0	7.3

¹ The open motor is not intended for use in a dusty environment.

² Always unplug heater when not in use.
Standard color is almond.



OCC-WB Unit Heater with Bracket



NEMA 6-30R
30A, 250VAC



Features

Color

- Standard: almond.

Finish

- Standard: epoxy/polyester powder paint.

Voltage

- 240/208V, 1-phase.

Construction

- Handle may be used as a reel for the electrical cable.
- 6 ft. (2 m) molded electrical cable for extra durability.
- Safely recessed thermostat knob reduces heater size to a minimum.
- High-limit temperature control with automatic reset.

Fan

- Open motor permanently lubricated (-MO model).¹
- 300 cfm fan.

Heating element

- Helical coil nickel-chromium alloy wire protected by ceramic insulators.
- Heating element provides instant heat

Temperature rise

- 28 °C (51 °F).

Control

- Built-in thermostat included.

Installation

- Wall or ceiling mounting using the supplied bracket which allow 360 ° rotation of the heater and prevent it from tipping over.
- Must be plugged into a grounded 3-pronged outlet, 30A, 240VAC.²

Warranty

- 2-year warranty against defects.

Application

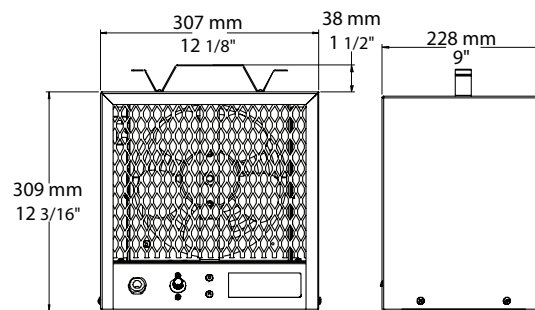
- Workshop, shed, garage.

Models


Watts	Volts	Product # ¹	Price	Motor type	Grounded 3-pronged outlet	Weight	
						lb	kg
4800/3600	240/208	OCC4800AMWB-MO-TB6 ¹	260.00	Open	30A, 240VAC	16.0	7.3

¹ The open motor is not intended for use in a dusty environment.

² Always unplug heater when not in use.
Standard color is almond.



OCC-RF Hard-Wired Unit Heater



Features

Color

- Standard: almond.

Finish

- Standard: epoxy/polyester powder paint.

Voltage

- 240/208V, 1-phase.

Construction

- Carrying handle used as attach point for the wall bracket.
- 6 ft. (2 m) molded electrical cable for extra durability.
- Safely recessed thermostat knob reduces heater size to a minimum.
- High-limit temperature control with automatic reset.

Fan

- Open motor permanently lubricated (-MO model).[†]
- 300 cfm fan

Heating element

- Helical coil nickel-chromium alloy wire protected by ceramic insulators.
- Heating element provides instant heat

Temperature rise

- 28 °C (51 °F).

Control

- Built-in thermostat included.

Installation

- Hard-wired into an electrical junction box (not included).
- Wall or ceiling mounting using the supplied bracket which allow 360 ° rotation of the heater and prevent it from tipping over.

Warranty

- 2-year warranty against defects.

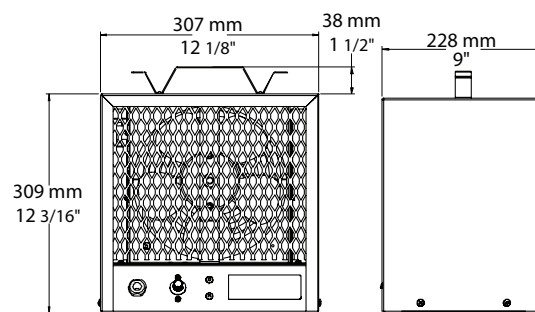
Application

- Workshop, shed, garage.

Models

Watts	Volts	Product # [†]	Price	Motor type	Weight	
					lb	kg
4800/3600	240/208	OCC4800AMRF-MO-TB6 [†]	242.00	Open	16.0	7.3

[†] Mounting bracket included.
Standard color is almond.



OKB Infrared Radiant Heater



Features

Finish

- Anodized aluminum.

Voltage

- 120V, 208V, 240V, 480V, 600V, 1-phase.
- Other voltages available upon request.

Construction

- No visible light is emitted by the heater.
- Built-in adjustable directional system.
- 60° standard radiation angle (optional 45°).

Heating element

- Incoloy stainless steel tubular heating element with 60° standard radiation angle (optional 45°).
- Quartz element with 60° standard radiation angle.

Installation

- Vertical or horizontal mounting for stainless steel element models.
- Horizontal mounting for Quartz element models.
- Surface-mounted to connection box (on non-combustible surface) or suspended by chains and eyelets (chains not included).
- Must be connected only to a circuit protected by suitable ground fault protection.
- 90 °C (194 °F) wiring is sufficient.
- Recommended installation height: 8 to 10 ft. (2.4 to 3 m).

Warranty

- 1-year warranty against defects.

Application

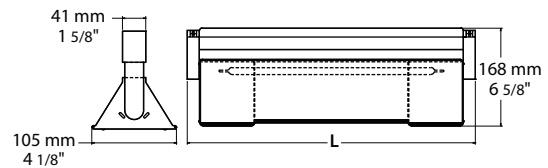
- Factory, warehouse, workshop, church.

Models

Watts	Product #				Price	Over-All Length		Heating Section		Weight	
	120V	208V	240V	600V		in.	mm	in.	mm	lb	kg
Incoloy stainless steel tubular heating element with 60° standard radiation angle (optional 45°)¹											
950	OKB299C611	OKB299C621	OKB299C631	-	1323.00	31 1/2	800	20	508	5.1	2.3
1500	OKB411C611	OKB411C621	OKB411C631	-	1435.00	43 1/2	1105	32	813	6.8	3.1
1900	OKB471C611	OKB471C621	OKB471C631	-	1454.00	49 1/2	1257	38	965	8.0	3.6
2000	-	OKB412C621	OKB412C631	OKB412C681	1376.00	43 1/2	1105	32	813	7.2	3.3
2300	-	OKB472C621	OKB472C631	OKB472C681	1503.00	49 1/2	1257	38	965	8.1	3.7
3000	-	OKB593C621	OKB593C631	OKB593C681	1641.00	61 1/2	1562	50	1270	9.9	4.5
3800	-	OKB713C621	OKB713C631	OKB713C681	2012.00	73 1/2	1867	62	1575	11.7	5.3
Quartz element with 60° standard radiation angle											
800	OKB258T611	OKB258T621	OKB258T631	-	1861.00	27 1/2	800	16	406	4.9	2.2
1600	OKB411T611	OKB411T621	OKB411T631	-	2207.00	43 1/2	1105	32	813	7.1	3.2
2500	-	OKB592T621	OKB592T631	OKB592T681	2311.00	61 1/2	1562	50	1270	9.7	4.4
3100	-	OKB713T621	OKB713T631	OKB713T681	2330.00	72 1/2	1867	62	1575	11.3	5.1

Options

Product # Kit	Price	Description
WGA040	127.00	Wire guard for heated section of 16" (406 mm)
WGA050	159.00	Wire guard for heated section of 20" (508 mm)
WGA081	183.00	Wire guard for heated section of 32" (813 mm)
WGA096	217.00	Wire guard for heated section of 38" (965 mm)
WGA127	258.00	Wire guard for heated section of 50" (1270 mm)
WGA157	240.00	Wire guard for heated section of 62" (1575 mm)



¹45° spread available upon request. Remember to change the 6 for 4 when ordering.
Example : OKB299C621 becomes OKB299C421.
Other voltages available upon request.

OAU Agricultural Wash Down Unit Heater



Suitable for use in Category 1 and 2 areas per Canadian Electrical Code



Features

Certification

- CSA C22.2 46, UL2021.
- Corrosion requirements CSA C22.2 94.
- Hose down requirements CSA C22.2 94 Type 4X.

Color

- Standard: white.

Finish

- Standard: epoxy/polyester powder paint making it more resistant to corrosion.

Voltage

- 240/208V, 1-phase.

Construction

- Robust, 18-gauge satin coat steel construction.
- Adjustable louvers to direct air flow.
- High-limit temperature control with automatic reset.
- CSA C22.2 94 4X non-metallic electrical enclosure.

Fan

- Totally enclosed air over and factory-lubricated ball bearing motor.
- Motor mounted in cold compartment.
- Thermally-protected motor.
- Fan delay at start and shutdown.

Heating element

- Durable low-density steel tubular heating elements with fins; painted in black for a better corrosion resistance.

Control

- 40A disconnect switch built-in.
- 240/208V control circuit built-in.
- Fan switch control built-in.
- Built-in pilot light indicating when high-limit temperature control has been activated.
- High-quality built-in thermostat with stainless steel bulb and capillary, offering great accuracy.

Installation

- Horizontal wall or ceiling mounting using one of two supplied brackets which allow 360 ° rotation.
- Sealed electrical enclosure located at bottom of unit for ease of installation and servicing.
- Maximum recommended height 12 ft. (3.7 m).
- Minimum height of 8 ft. (2.4 m)
- 30 °C (85 °F) maximum operating ambient temperature.

Warranty

- 1-year warranty against defects.
- 3-year on the heating elements.

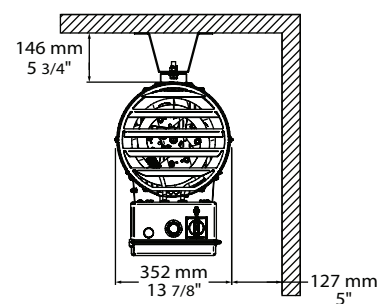
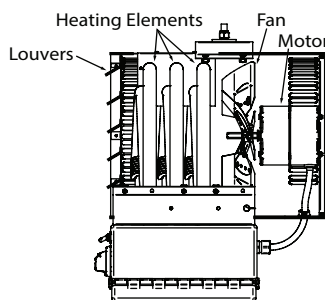
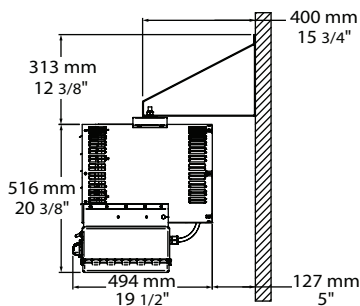
Application

- Agricultural installations (dairy farm, stables, poultry farm, barn, pig farm, kennel, etc.).

Model

Watts	Volts (ph)	Product #	Price	BTU/hr	cfm	Temperature Rise		Motor		Weight	
						°C	°F	HP	rpm	lb	kg
5000/3750	240/208 (1)	OAU05000BLLT-DIS40-IV-T ¹	2583.00	17060/12795	300	30	53	1/4	1050	52.8	23.9

¹ Unit with automatic reset high-limit temperature control. Standard color is white.



OHV Commercial Unit Heater



Training available online www.ouellet.com



Features

Color

- Standard: almond.

Finish

- Standard: epoxy/polyester powder paint.

Voltage

- 208V, 240V, 277V, 347V, 480V, 600V, 1 or 3-phase.

Construction

- Draw-through design for more evenly heated air. **1**
- Specially designed outlet diffuser provides maximum air velocity. **2**
- Individually adjustable louvers to direct discharge air flow. **3**
- High-limit temperature control with automatic reset.
- 18 and 20 gauge steel.

Fan

- Motor - totally enclosed - thermally protected. **4**
- Motor mounted in ambient air stream, shielded from heating elements. **5**
- Fan delay purges heater of residual heat for longer life.

Heating element

- Stainless steel sheath with aluminum fins.
- Draw-through design permits greater heat transfer.

Control

- All models have factory installed contactor.
- 240/208V control circuit standard on all models (with transformer if needed).
- Full line of unit mounted control accessories available (factory or field installed).

Installation

- Minimum mounting height of 8 ft. (2.4 m.)
- Horizontal or vertical discharge air flow.
- Includes wall and ceiling mounting brackets (for horizontal discharge air flow).
- For vertical air flow 4 welded nuts (for threaded rod 3/8 in. X 16 UNC) provided in heater back.
- Large and easily accessible control compartment.

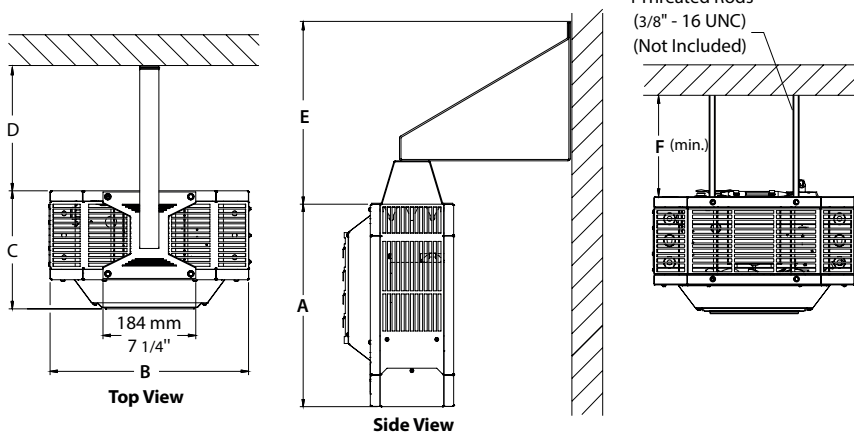
Note: We recommend installing this product on an outside ceiling or wall to avoid vibrations spreading to an adjacent room.

Warranty

- 5-year warranty against defects.

Application

- Factory, warehouse, garage, store, shipping room.



	2-5kW		7.5-10kW		15-20kW	
	mm	in.	mm	in.	mm	in.
A	416	16 3/8	622	24 1/2	622	24 1/2
B	395	15 9/16	559	22	559	22
C	231	9 1/8	276	10 7/8	412	16 1/4
D	244	9 5/8	357	14 1/16	289	11 3/8
E	373	14 11/16	507	19 15/16	556	21 7/8
F	152	6	254	10	152	6
Weight	kg	lb	kg	lb	kg	lb
	18	40	30	67	41	90

OHV

Models

kW	Volts (ph)	Product #	Price	BTU/hr	cfm	Temperature Rise		Motor	
						°C	°F	HP	rpm
2.0	208 (1/3 [†])	OHV02008AM	1406.00	6824	310	11	20	1/50	1490
2.0	208 (3)	OHV02038AM	1406.00	6824	310	11	20	1/50	1490
3.0	208 (1/3 [†])	OHV03008AM	1406.00	10236	310	17	31	1/50	1490
3.0	208 (3)	OHV03038AM	1406.00	10236	310	17	31	1/50	1490
5.0	208 (1/3 [†])	OHV05008AM	1665.00	17060	310	28	50	1/50	1490
5.0	208 (3)	OHV05038AM	1665.00	17060	310	28	50	1/50	1490
7.5	208 (1/3 [†])	OHV07508AM	2400.00	25590	600	22	40	1/33	1490
7.5	208 (3)	OHV07538AM	2400.00	25590	600	22	40	1/33	1490
10.0	208 (1/3 [†])	OHV10008AM	2529.00	34120	600	29	52	1/33	1490
10.0	208 (3)	OHV10038AM	2529.00	34120	600	29	52	1/33	1490
15.0	208 (3)	OHV15038AM	3449.00	51180	915	29	52	1/8	1490
20.0	208 (3)	OHV20038AM	3793.00	68240	1250	28	50	1/8	1490
2.0/1.5	240/208 (1/3 [†])	OHV02000AM	1406.00	6824/5118	310	11	20	1/50	1550
3.0/2.3	240/208 (1/3 [†])	OHV03000AM	1406.00	10236/7848	310	17	31	1/50	1550
5.0/3.75	240/208 (1/3 [†])	OHV05000AM	1665.00	17060/12966	310	28	50	1/50	1550
7.5/5.6	240/208 (1/3 [†])	OHV07500AM	2400.00	25590/19200	625	21	38	1/33	1550
10.0/7.5	240/208 (1/3 [†])	OHV10000AM	2529.00	34120/25590	625	28	50	1/33	1550
15.0/11.3	240/208 (3)	OHV15030AM	3449.00	51180/38387	950	28	50	1/8	1550
20.0/15.0	240/208 (3)	OHV20030AM	3793.00	68240/51180	1300	27	49	1/8	1550
2.0	347 (1)	OHV02007AM	1752.00	6824	310	11	20	1/50	1550
3.0	347 (1)	OHV03007AM	1752.00	10236	310	17	31	1/50	1550
5.0	347 (1)	OHV05007AM	1858.00	17060	310	28	50	1/50	1550
7.5	347 (1)	OHV07507AM	2712.00	25590	625	21	38	1/33	1550
10.0	347 (1)	OHV10007AM	2757.00	34120	625	28	50	1/33	1550
2.0	600 (1)	OHV02006AM	1752.00	6824	310	11	20	1/50	1550
2.0	600 (3)	OHV02036AM	1752.00	6824	310	11	20	1/50	1550
3.0	600 (1)	OHV03006AM	1752.00	10236	310	17	31	1/50	1550
3.0	600 (3)	OHV03036AM	1752.00	10236	310	17	31	1/50	1550
5.0	600 (1)	OHV05006AM	1858.00	17060	310	28	50	1/50	1550
5.0	600 (3)	OHV05036AM	1858.00	17060	310	28	50	1/50	1550
7.5	600 (3)	OHV07536AM	2712.00	25590	625	21	38	1/33	1550
10.0	600 (3)	OHV10036AM	2757.00	34120	625	28	50	1/33	1550
15.0	600 (3)	OHV15036AM	3449.00	51180	950	28	50	1/8	1550
20.0	600 (3)	OHV20036AM	3793.00	68240	1300	27	49	1/8	1550

[†] Models with the indication "1/3[†]" can be field converted from 1 to 3-phase.
Standard color is almond.
277V and 480V available upon request.

Options

Product # Kit	Product # Factory installed*	Price	Description
-	120	189.00	120V control circuit
-	24	186.00	24V control circuit
-	3P	89.00	Triple-pole contactor
KIT-OHV-D4 [†]	D4 [†]	203.00	Disconnect switch, triple-pole, 40A
KIT-OHV-D8 [†]	D8 [†]	249.00	Disconnect switch, triple-pole, 80A
KIT-OHV-F1	F1	85.00	Continuous fan switch, for 2 to 5kW units
KIT-OHV-F2	F2	121.00	Continuous fan switch with 24V relay, for units with 24V control circuit
KIT-OHV-F3	F3	85.00	Continuous fan switch, for less than 480V units (7.5 to 20kW)
KIT-OHV-F4	F4	121.00	Continuous fan switch, for 480V units and over (7.5 to 20kW)
KIT-OHV-FR	FR	85.00	Unit mounted fan relay for remote fan control of heaters with 24V control circuit (remote fan switch not included)
-	FUS	280.00	Branch circuit fusing
-	HL	341.00	Hi/Lo switch (15 to 20kW)
KIT-OHV-R	R	186.00	24V relay, without transformer
KIT-OHV-RT	RT	197.00	24V relay, with transformer
KIT-OHV-T2S	T2S	181.00	2-stage thermostat (15 to 20kW)
KIT-OHV-T5	T5	146.00	Single-stage thermostat, for 10kW units and less
KIT-OHV-T6	T6	146.00	Single-stage thermostat, for units over 10kW

* For factory installed options, add the option number to the product number. See the **Product Code** section inside the front cover.

[†] For the U.S. only: The nominal current of the unit must not exceed 80% of the capacity of the disconnect.

OPH Plenum Rated Unit Heater



*Product shown contain options that are not included with standard product. Please refer to the options chart.

Features

Color

- Standard: aluminum.

Finish

- Standard: epoxy/polyester powder paint.

Voltage

- 208V, 240V, 277V, 347V, 480V, 600V, 1 or 3-phase.

Construction

- 18 and 20-gauge steel.
- Adjustable louver for air flow direction available.
- Automatic reset and manual reset high-limit temperature control.
- One contactor per high-limit temperature control, on independent circuit.

Fan

- Direct drive, selectable speed squirrel-cage fan.
- Fan delay.

Motor

- Totally enclosed standard factory-lubricated motor.
- Thermally protected motor mounted in cold compartment.
- Constant torque motor (ECM), 1/3 HP max., 1050 rpm max., available

Heating element

- Three tubular heating elements with fins (for 3.1kW-5kW-7.5kW models).
- Six tubular heating elements with fins (for 10kW-12kW-15kW models).

Control

- Factory-installed contactor and 240/208V control circuit standard.*
- Factory-installed disconnect switch.
- 24V control circuit, with transformer available.*
- Built-in thermostat available.
- Optional 2-stage thermostat (for 10kW-12kW-15kW models).

Ouellet highly recommends to use a wall thermostat for greater comfort.

Any remote thermostat or relay must be connected to the heater control terminal block.

**Two stage heat with 2-stage thermostat available for 10kW to 15kW models.*

Installation

- Horizontal mounting with free air discharge or ducted installation.
- Vertical mounting in the upwards air flow position with ducted installation only (3.1kW and 5kW models only).
- 80 °F (27 °C) maximum operating ambient temperature.
- Zero clearance approved when installed in concealed space.

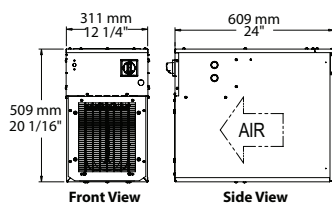
Warranty

- 3-year warranty against defects.

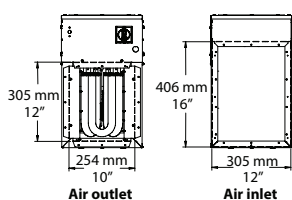
Application

- This heater is designed to be used in the space between a structural ceiling and a suspended ceiling, plenum space or plenum.
- Crawl space, commercial vestibule, office, commercial building, warehouse, stairwell, underground parking.

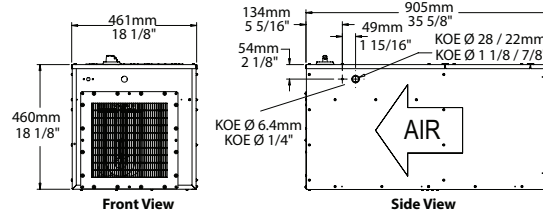
3.1kW and 5kW models



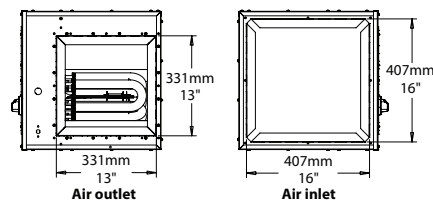
Dimensions for ductwork



7.5kW to 15kW models



Dimensions for ductwork



OPH

Models

Product #	Price	Volts	Phase	kW (BTU/hr)	cfm min. ¹		Temperature Rise ²		Motor		Weight	
					Low Speed	High Speed	°C	°F	HP	rpm	lb	kg
OPH03108AL-DIS40	2206.00	208	1	3.1 (10578)	430	460	12	22	1/3	1075	65	29.6
OPH03138AL-DIS40	2206.00	208	3	3.1 (10578)	430	460	12	22	1/3	1075	65	29.6
OPH03100AL-DIS40	2206.00	240	1	3.1 (10578)	430	460	12	22	1/3	1075	65	29.6
OPH03130AL-DIS40	2206.00	240	3	3.1 (10578)	430	460	12	22	1/3	1075	65	29.6
OPH03177AL-DIS40	2206.00	277	1	3.1 (10578)	430	460	12	22	1/3	1075	65	29.6
OPH03107AL-DIS40	2206.00	347	1	3.1 (10578)	430	460	12	22	1/3	1075	77	35.0
OPH03104AL-DIS40	2206.00	480	1	3.1 (10578)	430	460	12	22	1/3	1075	77	35.0
OPH03134AL-DIS40	2206.00	480	3	3.1 (10578)	430	460	12	22	1/3	1075	77	35.0
OPH03106AL-DIS40	2206.00	600	1	3.1 (10578)	430	460	12	22	1/3	1075	77	35.0
OPH03136AL-DIS40	2206.00	600	3	3.1 (10578)	430	460	12	22	1/3	1075	77	35.0
OPH05008AL-DIS40	2422.00	208	1	5 (17060)	430	460	21	37	1/3	1075	65	29.6
OPH05038AL-DIS40	2422.00	208	3	5 (17060)	430	460	21	37	1/3	1075	65	29.6
OPH05000AL-DIS40	2422.00	240	1	5 (17060)	430	460	21	37	1/3	1075	65	29.6
OPH05030AL-DIS40	2422.00	240	3	5 (17060)	430	460	21	37	1/3	1075	65	29.6
OPH05077AL-DIS40	2422.00	277	1	5 (17060)	430	460	21	37	1/3	1075	65	29.6
OPH05007AL-DIS40	2422.00	347	1	5 (17060)	430	460	21	37	1/3	1075	77	35.0
OPH05004AL-DIS40	2422.00	480	1	5 (17060)	430	460	21	37	1/3	1075	77	35.0
OPH05034AL-DIS40	2422.00	480	3	5 (17060)	430	460	21	37	1/3	1075	77	35.0
OPH05006AL-DIS40	2422.00	600	1	5 (17060)	430	460	21	37	1/3	1075	77	35.0
OPH05036AL-DIS40	2422.00	600	3	5 (17060)	430	460	21	37	1/3	1075	77	35.0
OPH07508AL-DIS80	2756.00	208	1	7.5 (25591)	1100	1200	14	25	1/3	1075	100	45.5
OPH07538AL-DIS40	2756.00	208	3	7.5 (25591)	1100	1200	14	25	1/3	1075	100	45.5
OPH07500AL-DIS40	2756.00	240	1	7.5 (25591)	1100	1200	14	25	1/3	1075	100	45.5
OPH07530AL-DIS40	2756.00	240	3	7.5 (25591)	1100	1200	14	25	1/3	1075	100	45.5
OPH07577AL-DIS40	2756.00	277	1	7.5 (25591)	1100	1200	14	25	1/3	1075	100	45.5
OPH07507AL-DIS40	2756.00	347	1	7.5 (25591)	1100	1200	14	25	1/3	1075	100	45.5
OPH07504AL-DIS40	2756.00	480	1	7.5 (25591)	1100	1200	14	25	1/3	1075	100	45.5
OPH07534AL-DIS40	2756.00	480	3	7.5 (25591)	1100	1200	14	25	1/3	1075	100	45.5
OPH07506AL-DIS40	2756.00	600	1	7.5 (25591)	1100	1200	14	25	1/3	1075	100	45.5
OPH07536AL-DIS40	2756.00	600	3	7.5 (25591)	1100	1200	14	25	1/3	1075	100	45.5
OPH10038AL-DIS40	3010.00	208	3	10 (34121)	1100	1200	18	32	1/3	1075	100	45.5
OPH10000AL-DIS80	3010.00	240	1	10 (34121)	1100	1200	18	32	1/3	1075	100	45.5
OPH10030AL-DIS40	3010.00	240	3	10 (34121)	1100	1200	18	32	1/3	1075	100	45.5
OPH10077AL-DIS80	3010.00	277	1	10 (34121)	1100	1200	18	32	1/3	1075	100	45.5
OPH10007AL-DIS40	3010.00	347	1	10 (34121)	1100	1200	18	32	1/3	1075	100	45.5
OPH10004AL-DIS40	3010.00	480	1	10 (34121)	1100	1200	18	32	1/3	1075	100	45.5
OPH10034AL-DIS40	3010.00	480	3	10 (34121)	1100	1200	18	32	1/3	1075	100	45.5
OPH10006AL-DIS40	3010.00	600	1	10 (34121)	1100	1200	18	32	1/3	1075	100	45.5
OPH10036AL-DIS40	3010.00	600	3	10 (34121)	1100	1200	18	32	1/3	1075	100	45.5
OPH12038AL-DIS80	3119.00	208	3	12 (40945)	1100	1200	22	40	1/3	1075	100	45.5
OPH12030AL-DIS40	3119.00	240	3	12 (40945)	1100	1200	22	40	1/3	1075	100	45.5
OPH12007AL-DIS80	3119.00	347	1	12 (40945)	1100	1200	22	40	1/3	1075	100	45.5
OPH12004AL-DIS40	3119.00	480	1	12 (40945)	1100	1200	22	40	1/3	1075	100	45.5
OPH12034AL-DIS40	3119.00	480	3	12 (40945)	1100	1200	22	40	1/3	1075	100	45.5
OPH12006AL-DIS40	3119.00	600	1	12 (40945)	1100	1200	22	40	1/3	1075	100	45.5
OPH12036AL-DIS40	3119.00	600	3	12 (40945)	1100	1200	22	40	1/3	1075	100	45.5
OPH15038AL-DIS80	3292.00	208	3	15 (51182)	1100	1200	27	49	1/3	1075	100	45.5
OPH15030AL-DIS80	3292.00	240	3	15 (51182)	1100	1200	27	49	1/3	1075	100	45.5
OPH15004AL-DIS40	3292.00	480	1	15 (51182)	1100	1200	27	49	1/3	1075	112	50.9
OPH15034AL-DIS40	3292.00	480	3	15 (51182)	1100	1200	27	49	1/3	1075	112	50.9
OPH15006AL-DIS40	3292.00	600	1	15 (51182)	1100	1200	27	49	1/3	1075	112	50.9
OPH15036AL-DIS40	3292.00	600	3	15 (51182)	1100	1200	27	49	1/3	1075	112	50.9

Options

Product # Kit	Product # Factory installed*	Price	Description
-	24	108.00	24V control circuit
-	OL	21.00	Power indicator light
-	ECM ³	451.00	Constant torque motor (ECM), 1/3 HP max., 1050 rpm max.
KIT-OPH-3-5KW-FI	FI	19.00	Pleated Air filter for 3-5kW models
KIT-OPH-3-5KW-FIW	FIW	349.00	Washable air filter for 3-5kW models
KIT-OPH-3-5KW-LR	LR	54.00	Louver kit for 3-5kW models
KIT-OPH-3-5KW-T	T	80.00	Built-in thermostat for 3-5kW models

Product # Kit	Product # Factory installed*	Price	Description
KIT-OPH-7-15KW-FI	FI	19.00	Pleated Air filter for 7-15kW models
KIT-OPH-7-15KW-FIW	FIW	349.00	Washable air filter for 7-15kW models
KIT-OPH-7-15KW-LR	LR	54.00	Louver kit for 7-15kW models
KIT-OPH-7-15KW-T	T	80.00	Built-in thermostat for 7-15kW models
KIT-OPH-T2S	T2S	155.00	Built-in 2-stage thermostat for 10-15kW models only

* For factory installed options, add the option number to the product number. See the **Product Code** section inside the front cover.

¹ Tested at 0.2" water column (static pressure).

² Tested at low speed.

³ Built-in transformer and contractor for 24V are required, add «-24» to the product number. Standard color is aluminum.

ODH Electric Duct Heater



Features

Finish

- Non-painted galvanized steel.
- Optional: 304 stainless steel for special applications.

Voltage

- 120V, 208V, 240V, 277V, 347V, 480V, 600V, 1 or 3-phase.

Construction

- Galvanized steel or 304 stainless steel.
- Zero clearance construction: Allows installation in tight spaces.
- Standard control panel door with removable hinges for easy access.

Heating element

- Three heating element models (Heating capacities from 0.5kW to 1000kW):
 - Open coil element (C):
 - › Grade A (NiCr80) and Grade C (NiCr60) (maximum: 1000 °C (1850 °F)).
 - › Heating capacities up to 40kW/sq. ft. for CSA and 24kW/sq. ft. for UL.
 - Tubular element (T):
 - › Incoloy 840 (Nickel alloy)
 - › Stainless steel 316L
 - › U or W shapes depending on heater dimension
 - › Heating capacities up to 13 kW/sq. ft.
 - Finned tubular element (F):
 - › Steel tube with steel fins
 - › 316L stainless steel tube with 304 stainless steel fins.
 - › U or W shapes depending on heater dimension
 - › Heating capacities up to 15 kW/sq. ft.

Control

- Modulating SCR controls, ON/OFF or staging.
- Standard control panel.
- Control panel options: Bottom control panel, insulated control panel, remote control panel.
- Enclosure types: Nema 1 (Standard), Nema 12 (Dust proof), Nema 4 and Nema 4X (Outdoor applications).
- HECB Networkable Controller available for BACnet and Modbus applications.
- Patented EAS Electronic Air Flow Sensors (US 7,012,223).
- Various thermostats and temperature sensors available.

Installation

- Horizontal (H) or vertical (V) mounting.
- Optional left and right protective screens are available.
- Frame: Slip-in (I), 1 in. (25.4 mm) flanged (F) or round (R) collar installation options, minimum 6 in. (152 mm).
- Round collar: available for installation on 6 in. (152 mm) to 24 in. (609 mm) round duct.
- Suitable for most standard HVAC ducted systems.
- Maximum inlet air temperature: 35 °C (95 °F) for open coil elements, 27 °C (81 °F) for tubular elements.
- Maximum outlet air temperature: 93 °C (200 °F).
- All heaters are designed and approved for zero clearance to combustible material.

Benefits

- Precise temperature control: They offer quick, dependable, and precise temperature control for commercial and residential applications and allow zone control for comfort heating.
- Customizable: The heaters can be custom-built for different sizes and wattage ratings, with horizontal and vertical design configurations.
- Energy efficiency: They heat precisely and energy-efficiently with available fully modulating controls.
- Integrates with related controllers, sensors and accessories.
- Can be a retrofit or an integral part of a central HVAC system.
- Is BACnet MS/TP or Modbus compatible.

Warranty

- 2-year warranty on the product from the date of delivery with exception of actuators which are warranted for a period of 3 years and valves which are warranted for a period of 1 year.


Note: 100% configurable product; shipping costs are not included in quotations. Not eligible for prepaid freight level.

Application

- These heaters are suitable for various applications, including HVAC systems, VAV boxes, fan coil units, load banks, make-up air/air handlers, process heaters, and more.
- Residential, commercial, institutional and industrial.
- They are suitable for both new installations and retrofits.

ODH

Variety of Heating Elements




Open Coil

- Grade C NiCr60 (60% Nickel and 16% Chrome)
- Grade A NiCr80 (80% Nickel and 20% Chrome)

Benefits

- Excellent heat dissipation
- Minimal pressure drop
- Fast response time
- More kilowatts per sq.ft.
- Quick delivery



Tubular

- Incoloy 840 (Nickel alloy)
- Stainless steel 316L
- U or W shapes depending on heater dimension

Benefits

- Less sensitive to humidity and dust
- Suited for demanding environments
- Excellent mechanical resistance
- Heating element not in direct contact with air



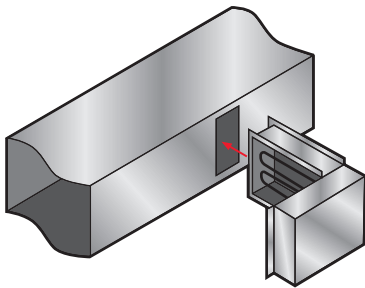
Finned Tubular

- Steel (with steel fins)
- Stainless steel 316L (with stainless steel 304 fins)
- U or W shapes depending on heater dimension.

Benefits

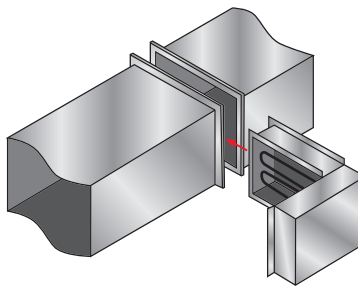
- Fins allow for more efficient heat dissipation
- Less sensitive to humidity and dust
- Suited for demanding environments
- Excellent mechanical resistance
- Heating element not in direct contact with air

Typical Installation



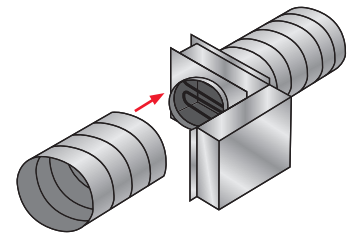
Slip-in

The slip-in type electric heaters are designed so that the entire frame can be inserted into the duct. Using a slip-in heater permits the installation of the entire ventilation duct system before the heaters become available.



Flanged

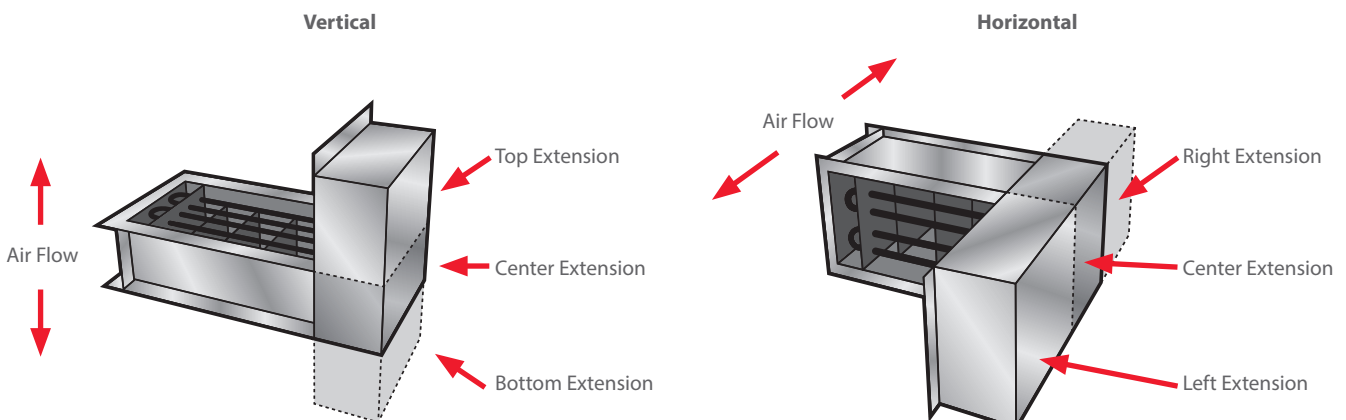
Flanged heaters are designed so that the heater is an integral part of the duct work. The heater frame is attached to matching duct flanges. Standard 1" (25.4mm) flanges on the heater frame are used to attach it to the duct.



Round Collar

Round collar electric heaters are available for installation on round duct systems. They are provided with one male and one female adapter for ease of installation.

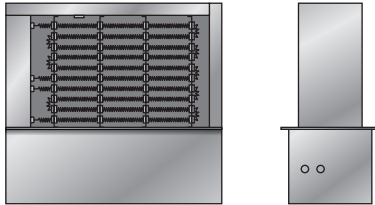
Mounting



Panel Options

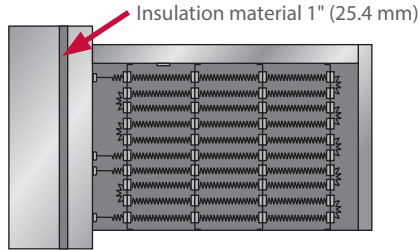
Bottom Control Panel

A bottom control panel can be supplied, when required for easy installation and maintenance. This option is available for all heaters (Slip-in, flanged and round collar) of small dimensions.



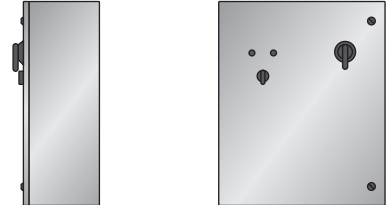
Insulated Control Panel

An insulated control panel is recommended for high duct temperatures. Insulation material, 1" (25.4mm) thick is installed between the panel and the hot area to prevent condensation on electrical components.



Remote Control Panel

In certain cases it may be more convenient to install the control panel remotely from the heater or in a separate room. A remote control panel is available as an option.



Thermostats & Temperature Sensors for Electric Heaters



**Room Controller thermostat
TRO24-EXT1**

- For modulating, ON-OFF, staging or pulsed heater
- Backlit LCD display
- 2 heat / cool analog outputs (0-10VDC)
- 4 TRIAC outputs (for ON-OFF, pulse or floating signal)
- Selectable internal/external temperature sensor
- Selectable proportional control band
- Fahrenheit or Celsius scale selectable



**Room Controller thermostat
TRO5404**

- For modulating, ON-OFF, staging or pulsed heater
- Backlit LCD display
- 2 heat / 2 cool analog outputs (0-10VDC)
- 1 TPM (time proportional modulation) output (0 or 22VDC)
- Selectable internal/external temperature sensor
- Selectable proportional control band
- Fahrenheit or Celsius scale selectable



**Wall thermostat
STS3 / ITO3**

- For modulating, ON-OFF or staging heater
- STS3 with sensor 3.3 KΩ or available in 10 KΩ
- ITO3 wall thermostat must be used with external duct or wall sensor
- Fahrenheit or Celsius scale selectable



**Room temperature sensor
STR1**

- Wall sensor for remote temperature reading
- Sensor 3.3 KΩ or 10 KΩ available



**Duct temperature sensor
STC8**

- Duct sensor for remote temperature reading
- Sensor 10 KΩ and 3.3 KΩ
- High accuracy, fast thermal response
- Epoxy encapsulated sensor
- High stability



**Wall temperature sensor
TMA54**

- Features a fully configurable Proportional-Integral-Derivative (PID)
- 2 heat / cool analog outputs (0-10VDC)
- Selectable internal/external temperature sensor
- Fahrenheit or Celsius scale selectable

Product #	Description
TRO24-EXT1	Room controller thermostat
TRO5404	Room controller thermostat
STS3 / ITO3	Wall thermostat
STR1	Room temperature sensor
STC8	Duct temperature sensor
TMA54	Wall temperature sensor

OAS Commercial Industrial Suspended Unit Heater



Horizontal mounting



Features

Color

- Standard: almond.

Finish

- Standard: epoxy/polyester powder paint.

Voltage

- 208V, 240V, 277V, 347V, 480V, 600V, 1 or 3-phase.
- Some units may be field converted from 3 to 1-phase.

Construction

- 18 and 20-gauge steel.
- Adjustable louvers to direct air flow.
- High-limit temperature control with automatic reset.

Fan

- Totally enclosed factory-lubricated ball bearing motor (except for 15 to 25kW at 208/240V).
- 58 dBA fan (2 to 10kW), 67 dBA fan (15 to 30kW) and 77 dBA fan (40 to 60kW).
- Thermally-protected motor mounted in cold compartment.
- Fan delay purges heater of residual heat.

Heating element

- Tubular heating elements; stainless steel (2 to 10kW); finned steel (15 to 60kW).
- Concentric disposition of heating elements.
- Factory sealed element upon request.

Control

- Factory-installed contactor and 240/208V control circuit standard (with transformer if necessary).

- 24V relay, with or without transformer available.
- 120V control circuit available.
- Built-in thermostat available.

Ouellet highly recommends to use a wall thermostat for greater comfort.

Any remote thermostat or relay must be connected to the heater control terminal block.

Installation

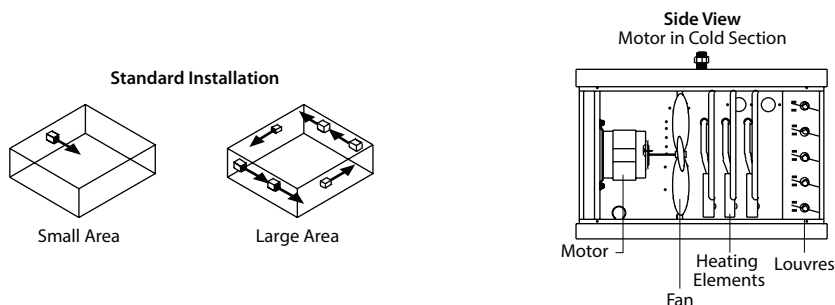
- Not for residential use in the United States.
- Horizontal mounting:
 - 2 to 30kW: wall or ceiling using the supplied brackets which allow 360 ° rotation.
 - 40 to 60kW: ceiling only secured by the supplied 4 hooks of suspension.
- Vertical mounting (except option -MD):
 - 2 to 60kW: using 4 threaded rods 1/2 in. X 13 UNC (not included).
 - Diffuser cones available.
- Maximum recommended height (horizontal): 2 to 10kW: 8 ft. (2.4 m), 15 to 30kW: 10 ft. (3 m), 40 to 60kW: 15 ft. (4.5 m).
- Protective screen allows minimum horizontal mounting height:
 - Canada 2 to 30 kW: 24 in. (610 mm), 40 to 60kW: 8 ft. (2.4 m).
 - United States 2 to 30 kW 6 ft. (1.8 m), 40 to 60kW: 8 ft. (2.4 m).
- 30 °C (85 °F) maximum operating ambient temperature.

Warranty

- 3-year warranty against defects.

Application

- Commercial hall, warehouse, stairwell, factory.



Models

kW (BTU/hr)	Volts (ph)	Product #	Price	cfm	Temperature Rise		Motor	
					°C	°F	HP	rpm
2.0 (6824)	208 (1)	OAS02008AM	1571.00	510	7	13	1/30	1550
2.0 (6824)	208 (3/1 ¹)	OAS02038AM	1571.00	510	7	13	1/30	1550
3.0 (10236)	208 (1)	OAS03008AM	1571.00	510	10	18	1/30	1550
3.0 (10236)	208 (3/1 ¹)	OAS03038AM	1571.00	510	10	18	1/30	1550
4.0 (13648)	208 (1)	OAS04008AM	1592.00	510	14	25	1/30	1550
4.0 (13648)	208 (3/1 ¹)	OAS04038AM	1592.00	510	14	25	1/30	1550
5.0 (17060)	208 (1)	OAS05008AM	1837.00	700	13	23	1/30	1550
5.0 (17060)	208 (3/1 ¹)	OAS05038AM	1837.00	700	13	23	1/30	1550
7.5 (25590)	208 (3/1 ¹)	OAS07538AM	2640.00	700	19	34	1/30	1550
10.0 (34120)	208 (1)	OAS10008AM	2787.00	700	25	45	1/30	1550
10.0 (34120)	208 (3)	OAS10038AM	2787.00	700	25	45	1/30	1550
15.0 (51180)	208 (3/1 ¹)	OAS15038AM	3801.00	1300	20	36	1/8	1550
20.0 (68240)	208 (3/1 ¹)	OAS20038AM	4185.00	1300	27	49	1/8	1550
25.0 (85300)	208 (3/1 ¹)	OAS25038AM	4741.00	1300	34	61	1/8	1550
2.0 (6824)	240 (1)	OAS02000AM	1571.00	510	7	13	1/30	1550
3.0 (10236)	240 (1)	OAS03000AM	1571.00	510	10	18	1/30	1550
4.0 (13648)	240 (1)	OAS04000AM	1592.00	510	14	25	1/30	1550
5.0 (17060)	240 (1)	OAS05000AM	1837.00	700	13	23	1/30	1550
7.5 (25590)	240 (1)	OAS07500AM	2640.00	700	19	34	1/30	1550
10.0 (34120)	240 (1)	OAS10000AM	2787.00	700	25	45	1/30	1550
15.0 (51180)	240 (1)	OAS15000AM	3801.00	1300	20	36	1/8	1550
20.0 (68240)	240 (1)	OAS20000AM	4185.00	1300	27	49	1/8	1550
25.0 (85300)	240 (1)	OAS25000AM	4741.00	1300	34	61	1/8	1550
2.0 (6824)	347 (1)	OAS02007AM	1868.00	510	7	13	1/30	1550
3.0 (10236)	347 (1)	OAS03007AM	1929.00	510	10	18	1/30	1550
4.0 (13648)	347 (1)	OAS04007AM	1979.00	510	14	25	1/30	1550
5.0 (17060)	347 (1)	OAS05007AM	2046.00	700	13	23	1/30	1550
7.5 (25590)	347 (1)	OAS07507AM	2989.00	700	19	34	1/30	1550
10.0 (34120)	347 (1)	OAS10007AM	3043.00	700	25	45	1/30	1550
2.0 (6824)	480 (3)	OAS02034AM	1868.00	510	7	13	1/30	1550
3.0 (10236)	480 (3)	OAS03034AM	1929.00	510	10	18	1/30	1550
4.0 (13648)	480 (3)	OAS04034AM	1979.00	510	14	25	1/30	1550
5.0 (17060)	480 (3)	OAS05034AM	2046.00	700	13	23	1/30	1550
7.5 (25590)	480 (3)	OAS07534AM	2989.00	700	19	34	1/30	1550
10.0 (34120)	480 (3)	OAS10034AM	3043.00	700	25	45	1/30	1550
15.0 (51180)	480 (3)	OAS15034AM	3801.00	1400	19	34	1/3	1725
20.0 (68240)	480 (3)	OAS20034AM	4185.00	1400	25	45	1/3	1725
25.0 (85300)	480 (3)	OAS25034AM	4838.00	1400	31	56	1/3	1725
30.0 (102360)	480 (3)	OAS30034AM	4925.00	1400	38	68	1/3	1725
40.0 (136480)	480 (3)	OAS40034AM ²	6495.00	2000	35	63	3/4	1140
50.0 (170600)	480 (3)	OAS50034AM ²	6911.00	2000	44	79	3/4	1140
60.0 (204720)	480 (3)	OAS60034AM ²	7601.00	2000	53	95	3/4	1140
2.0 (6824)	600 (1)	OAS02006AM	1868.00	510	7	13	1/30	1550
2.0 (6824)	600 (3)	OAS02036AM	1868.00	510	7	13	1/30	1550
3.0 (10236)	600 (1)	OAS03006AM	1929.00	510	10	18	1/30	1550
3.0 (10236)	600 (3)	OAS03036AM	1929.00	510	10	18	1/30	1550
4.0 (13648)	600 (1)	OAS04006AM	1979.00	510	14	25	1/30	1550
4.0 (13648)	600 (3/1 ¹)	OAS04036AM	1979.00	510	14	25	1/30	1550
5.0 (17060)	600 (1)	OAS05006AM	2046.00	700	13	23	1/30	1550
5.0 (17060)	600 (3/1 ¹)	OAS05036AM	2046.00	700	13	23	1/30	1550
7.5 (25590)	600 (3/1 ¹)	OAS07536AM	2989.00	700	19	34	1/30	1550
10.0 (34120)	600 (3/1 ¹)	OAS10036AM	3043.00	700	25	45	1/30	1550
15.0 (51180)	600 (1)	OAS15006AM	3801.00	1400	19	34	1/3	1725
15.0 (51180)	600 (3/1 ¹)	OAS15036AM	3801.00	1400	19	34	1/3	1725
20.0 (68240)	600 (1)	OAS20006AM	4185.00	1400	25	45	1/3	1725
20.0 (68240)	600 (3/1 ¹)	OAS20036AM	4185.00	1400	25	45	1/3	1725
25.0 (85300)	600 (1)	OAS25006AM	4838.00	1400	31	56	1/3	1725
25.0 (85300)	600 (3/1 ¹)	OAS25036AM	4838.00	1400	31	56	1/3	1725
30.0 (102360)	600 (3)	OAS30036AM	4925.00	1400	38	68	1/3	1725
40.0 (136480)	600 (3)	OAS40036AM	6495.00	2000	35	63	3/4	1140
50.0 (170600)	600 (3)	OAS50036AM ²	6911.00	2000	44	79	3/4	1140
60.0 (204720)	600 (3)	OAS60036AM ²	7601.00	2000	53	95	3/4	1140

¹ Models with the indication "3/1" can be field converted from 3 to 1-phase.

² If the control option "Disconnect switch" is required, you must order DIS80.

Standard color is almond.

240V, 3-phase and 277V available upon request.

OAS

Options

Product # Kit	Product # Factory installed*	Price	Description
-	120	204.00	120V control circuit
-	3P	100.00	Triple-pole contactor
KIT-OAS-CD1AM	-	194.00	Diffuser cone, 2 to 10kW units
KIT-OAS-CD2AM	-	239.00	Diffuser cone, 15 to 30kW units
KIT-OAS-CD3AM	-	298.00	Diffuser cone, 40 to 60kW units
-	CV	90.00	Summer fan switch, with motor 240V and 277V
-	CV	130.00	Summer fan switch, with motor 480V and 600V
-	DIS40 ³	226.00	Disconnect switch, 40A
-	DIS80 ³	270.00	Disconnect switch, 80A
-	DIS100 ³	930.00	Disconnect switch, 100A
-	ES ¹	106.00	Factory sealed element
-	FANAM	64.00	Fan blades with almond epoxy/polyester coating
-	MD ²	545.00	Mine duty
-	MR	86.00	High-limit temperature control with manual reset
KIT-OAS-R	R	198.00	24V relay, without transformer
-	RCV240	134.00	Summer fan relay 240V, remote control (switch not included)
KIT-OAS-RT	RT	217.00	24V relay, with transformer
-	SCCR1 ⁴	95.00	Fuse protected circuits for 100kA rated short circuit current (see available SCCR Options Chart)
-	SCCR2 ⁴	210.00	Fuse protected circuits for 100kA rated short circuit current (see available SCCR Options Chart)
-	SCCR3 ⁴	315.00	Fuse protected circuits for 100kA rated short circuit current (see available SCCR Options Chart)
KIT-OAS-T	T	160.00	Thermostat

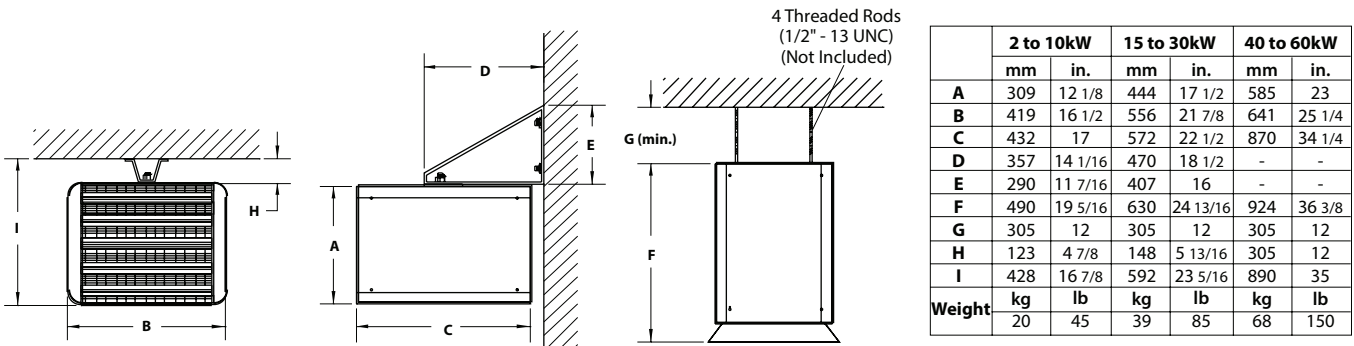
* For factory installed options, add the option number to the product number. See the **Product Code** section inside the front cover.

¹ The option "sealed element" increases the reliability of these in humid environments. It does not completely eliminate the leakage currents of metal sheathed heating elements.

² See features on the OAS-MD catalog page.

³ For the U.S. only: The nominal current of the unit must not exceed 80% of the capacity of the disconnect.

⁴ The disconnect switch option cannot be used with the SCCR option.



SCCR Options Chart

	208V	208V/3ph	208V/3ph Convertible 3/1ph	240V	240V/3ph	240V/3ph Convertible 3/1ph	277V	347V	480V	480V/3ph	600V	600/3ph
2kW	SCCR1	SCCR1		SCCR1	SCCR1		SCCR1	SCCR1	SCCR1	SCCR1	SCCR1	SCCR1
3kW	SCCR1	SCCR1		SCCR1	SCCR1		SCCR1	SCCR1	SCCR1	SCCR1	SCCR1	SCCR1
4kW	SCCR1	SCCR1		SCCR1	SCCR1		SCCR1	SCCR1	SCCR1	SCCR1	SCCR1	SCCR1
5kW	SCCR1		SCCR1	SCCR1		SCCR1	SCCR1	SCCR1	SCCR1	SCCR1	SCCR1	SCCR1
7.5kW	SCCR2		SCCR3	SCCR2		SCCR3	SCCR2	SCCR1	SCCR1	SCCR1	SCCR1	SCCR1
10kW	SCCR2	SCCR3		SCCR2		See note ¹	SCCR2	SCCR1	SCCR2	SCCR1	SCCR1	SCCR1
15kW	SCCR2	SCCR3		SCCR2	SCCR3				See note ¹	SCCR1	SCCR2	SCCR1
20kW	SCCR2	SCCR3		SCCR2	SCCR3				See note ¹	SCCR1	SCCR2	SCCR1
25kW	SCCR2	SCCR3		SCCR2	SCCR3					SCCR3	See note ¹	SCCR1
30kW										SCCR3		SCCR3
40kW										See note ¹		See note ¹
50kW										See note ¹		See note ¹
60kW										See note ¹		See note ¹

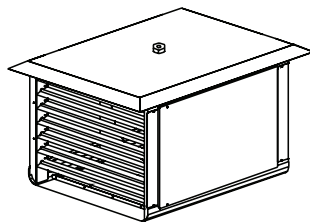
¹ Factory Installed SCCR Option is not available for these models. It requires the installation of an external fused Safety Switch (Not supplied by Ouellet).

OAS-MD Mine Duty Option

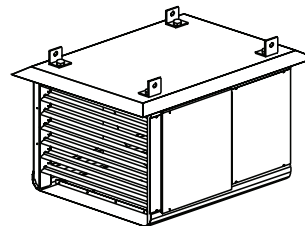


MD Features of Mine Duty Option

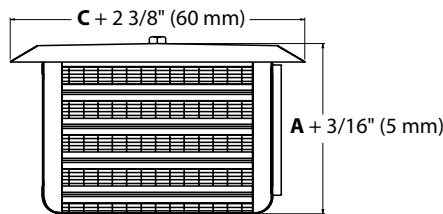
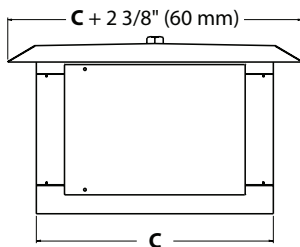
- Drip shield.
- Sealed wiring compartment.
- Hinged door with neoprene gasket.
- Element delay on ON cycle (fan delay on OFF cycle).
- Heavy duty 18-gauge grille.
- Double-pole contactor.
- Heating element can be factory sealed upon request to minimize moisture absorption (option -ES).



2 to 30kW








40 to 60kW



	2 to 10kW		15 to 30kW		40 to 60kW	
	mm	in.	mm	in.	mm	in.
A	305	12	444	17 1/2	585	23
C	432	17	572	22 1/2	870	34 1/4

OAV Vertical Unit Heater



Features

Color

- Standard: almond.

Finish

- Standard: epoxy/polyester powder paint.

Voltage

- 208V, 240V, 347V, 480V, 600V, 1 or 3-phase.

Construction

- 18-gauge steel.
- Linear high-limit temperature control with automatic reset.
- Terminal block for remote fan control. 1

Fan

- Fan delay; keeps the fan stopped at the beginning to let the heating elements warm-up and keeps the fan going when the heater is stopped to purge heater of residual heat.
- Totally enclosed, ball-bearing motor. 2
- Motor is thermally protected.

Heating element

- Finned tubular heating elements grounded for extra safety. 3

Control

- All models have factory installed contactor. 4
- 240V control circuit (with transformer if necessary).
- 24V relay available with or without transformer.
- 120V control circuit available.
- 30 °C (85 °F) maximum operating ambient temperature.

Any remote thermostat or relay must be connected to the heater control terminal block.

Installation

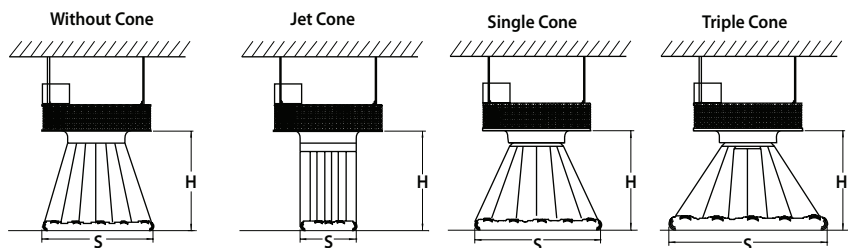
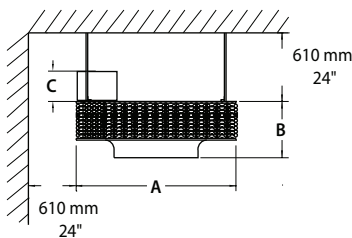
- Mounting for 10kW and less: 4 threaded holes (1/2 in. - 13 UNC).
- Mounting for 15kW or more: 4 hooks.
- Cones available upon request. 5

Warranty

- 3-year warranty against defects.

Application

- Factory, warehouse, commercial building, garage.



Models (Without Cone)

	A		B		C	
	mm	in.	mm	in.	mm	in.
5 to 10kW	587	23 1/8	203	8	176	6 15/16
15 to 30kW	768	30 1/4	310	12 3/16	170	6 11/16
40 to 60kW	1075	42 5/16	443	17 7/16	172	6 3/4

kW	Without Cone				Cone Jet				Single Cone				Triple Cone			
	H		S		H		S		H		S		H		S	
	m	ft.	m	ft.	m	ft.	m	ft.	m	ft.	m	ft.	m	ft.	m	ft.
5 to 10kW	3.7	12	5.8	19	4.9	16	6.1	20	2.5	8	6.9	22	3.1	10	9.5	31
15 to 30kW	5.5	18	8.5	28	6.7	22	8.5	28	3.7	12	10.0	33	4.3	14	13.2	43
40 to 60kW	8.3	27	13.0	42	9.1	30	11.9	40	4.3	14	11.8	38	6.1	20	15.5	50

Models


kW	Volts (ph)	Product #	Price	BTU/hr	cfm	Temperature Rise		Motor		Weight	
						°C	°F	HP	rpm	lb	kg
5.0	208 (1)	OAV05008AM	3696.00	17060	450	19	34	1/25	1050	75	34
5.0	208 (3)	OAV05038AM	3696.00	17060	450	19	34	1/25	1050	75	34
7.5	208 (3)	OAV07538AM	3769.00	25590	600	22	40	1/25	1050	75	34
10.0	208 (3)	OAV10038AM	3848.00	34120	750	23	42	1/25	1050	75	34
15.0	208 (3)	OAV15038AM	6057.00	51180	1200	22	40	1/6	1075	100	48
20.0	208 (3)	OAV20038AM	6287.00	68240	1600	22	40	1/6	1075	100	48
25.0	208 (3)	OAV25038AM	6576.00	85300	2000	22	40	1/6	1075	100	48
30.0	208 (3)	OAV30038AM	6783.00	102360	2300	23	41	1/6	1075	100	48
5.0	240 (1)	OAV05000AM	3696.00	17060	450	19	34	1/25	1050	75	34
7.5	240 (1)	OAV07500AM	3769.00	25590	600	22	40	1/25	1050	75	34
10.0	240 (1)	OAV10000AM	3848.00	34120	750	23	42	1/25	1050	75	34
15.0	240 (1)	OAV15000AM	6057.00	51180	1200	22	40	1/6	1075	100	48
20.0	240 (1)	OAV20000AM	6287.00	68240	1600	22	40	1/6	1075	100	48
25.0	240 (1)	OAV25000AM	6576.00	85300	2000	22	40	1/6	1075	100	48
30.0	240 (1)	OAV30000AM	6783.00	102360	2300	23	41	1/6	1075	100	48
5.0	347 (1)	OAV05007AM	3816.00	17060	450	19	34	1/25	1050	75	34
7.5	347 (1)	OAV07507AM	3868.00	25590	600	22	40	1/25	1050	75	34
10.0	347 (1)	OAV10007AM	3940.00	34120	750	23	42	1/25	1050	75	34
25.0	480 (3)	OAV25034AM	6838.00	85300	2000	22	40	1/6	1075	100	48
30.0	480 (3)	OAV30034AM	6968.00	102360	2300	23	41	1/6	1075	100	48
5.0	600 (1)	OAV05006AM	3816.00	17060	450	19	34	1/25	1050	75	34
5.0	600 (3)	OAV05036AM	3816.00	17060	450	19	34	1/25	1050	75	34
7.5	600 (3)	OAV07536AM	3868.00	25590	600	22	40	1/25	1050	75	34
10.0	600 (3)	OAV10036AM	3940.00	34120	750	23	42	1/25	1050	75	34
15.0	600 (3)	OAV15036AM	6472.00	51180	1200	22	40	1/6	1075	100	48
20.0	600 (3)	OAV20036AM	6706.00	68240	1600	22	40	1/6	1075	100	48
25.0	600 (3)	OAV25036AM	6838.00	85300	2000	22	40	1/6	1075	100	48
30.0	600 (3)	OAV30036AM	6968.00	102360	2300	23	41	1/6	1075	100	48
40.0	600 (3)	OAV40036AM	9144.00	136480	4800	15	26	1/6	1140	215	98
50.0	600 (3)	OAV50036AM	10247.00	170600	4800	18	33	1/6	1140	215	98
60.0	600 (3)	OAV60036AM	11274.00	204720	4800	22	40	1/6	1140	215	98

Options

Product # Kit	Product # Factory installed*	Price	Description
-	120	213.00	120V control circuit
-	3P	97.00	Triple-pole contactor
KIT-OAV-CJ-1AM	-	114.00	Jet cone, 5 to 10kW units
KIT-OAV-CJ-2AM	-	134.00	Jet cone, 15 to 30kW units
KIT-OAV-CJ-3AM	-	158.00	Jet cone, 40 to 60kW units
KIT-OAV-CS-1AM	-	134.00	Single cone, 5 to 10kW units
KIT-OAV-CS-2AM	-	158.00	Single cone, 15 to 30kW units
KIT-OAV-CS-3AM	-	178.00	Single cone, 40 to 60kW units
KIT-OAV-CT-1AM	-	225.00	Triple cone, 5 to 10kW units
KIT-OAV-CT-2AM	-	449.00	Triple cone, 15 to 30kW units
KIT-OAV-CT-3AM	-	674.00	Triple cone, 40 to 60kW units
-	DIS40	230.00	Disconnect switch, triple-pole, 40A at 600V
-	DIS80	281.00	Disconnect switch, triple-pole, 80A at 600V
-	DIS100	874.00	Disconnect switch, triple-pole, 100A at 600V
KIT-OAV-R	R	201.00	24V relay, without transformer
KIT-OAV-RT	RT	223.00	24V relay, with transformer

* For factory installed options, add the option number to the product number. See the **Product Code** section inside the front cover. Standard color is almond.

OWD Wash Down Unit Heater



Features

Voltage

- 208V, 240V, 277V, 480V, 600V, 1 or 3-phase.

Construction

- 16-gauge, 304 stainless steel, moisture and corrosion resistant housing.*
- Adjustable, stainless steel outlet louvers. 1
- Stainless steel rear grille to protect against accidental contact with the fan blade. 2
- High-limit temperature control with automatic reset (manual reset available upon request).
- NEMA 4X non-metallic electrical enclosure. 3
- Pilot light (power-on indicator) available.
- Optional disconnect switch with lockable handle available.

Fan

- Anodized aluminum, delayed-action fan.
- Enclosed epoxy coated motor with permanently lubricated ball bearing for longer life. 4
- Epoxy-painted fan.
- Designed to resist moisture and corrosion.

Heating element

- Sealed tubular heating element with 316* stainless steel fins. 5

Control

- 24V control circuit with transformer and contactor.
- Built-in capillary thermostat available.
- Fan switch control available.

Installation

- Electrical enclosure located at bottom of unit for ease of installation and servicing.
- Stainless steel swivel mounting bracket included, for wall or ceiling mounting.

Warranty

- 1-year warranty against defects.

Application

- Food industry, marine and offshore, car wash, dairy.

*Caution: Some environments can be corrosive for this type of stainless steel. Please check the application prior to installation.

Models

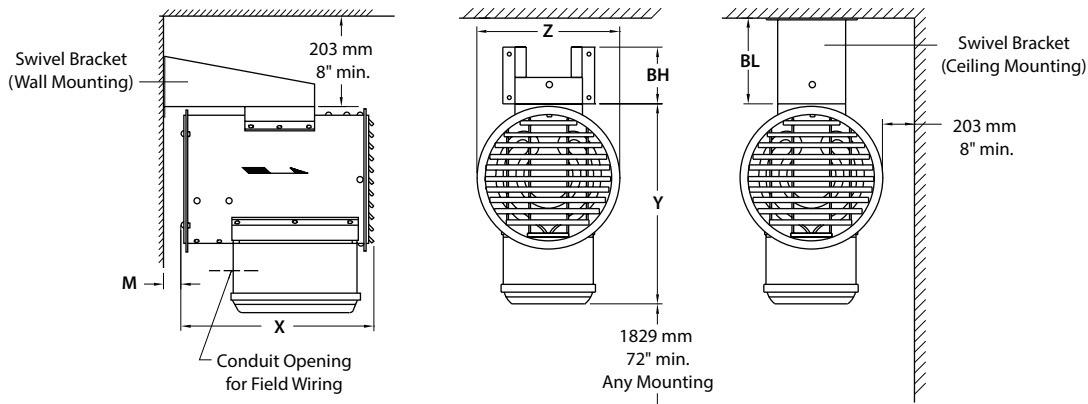
kW	Product #						Price	BTU/hr	cfm	Temperature Rise		Air Throw	
	208V (1 ph)	208V (3 ph)	240V (1 ph)	240V (3 ph)	480V (3 ph)	600V (3 ph)				°C	°F	ft.	m
3.0	OWD03008	OWD03038	OWD03000	OWD03030	OWD03034	OWD03036	5938.00	10236	700	8	14	26	8
5.0	OWD05008	OWD05038	OWD05000	OWD05030	OWD05034	OWD05036	6010.00	17060	700	13	24	26	8
7.5	OWD07508	OWD07538	OWD07500	OWD07530	OWD07534	OWD07536	6163.00	25590	700	19	35	26	8
9.0	OWD09008	OWD09038	OWD09000	OWD09030	OWD09034	OWD09036	6319.00	30708	1450	11	20	43	13
10.0	-	OWD10038	OWD10000	OWD10030	OWD10034	OWD10036	6631.00	34120	1450	12	22	43	13
12.0	-	OWD12038	-	OWD12030	OWD12034	OWD12036	6686.00	40944	1450	14	26	43	13
12.5	-	OWD12538	-	OWD12530	OWD12534	OWD12536	8496.00	42650	2400	9	17	50	15
15.0	-	OWD15038	-	OWD15030	OWD15034	OWD15036	8591.00	51180	2400	12	21	50	15
20.0	-	-	-	-	OWD20034	OWD20036	8865.00	68240	2400	16	28	50	15
25.0	-	-	-	-	OWD25034	OWD25036	9953.00	85300	2400	19	35	50	15
30.0	-	-	-	-	OWD30034	OWD30036	10299.00	102360	2400	23	42	50	15
35.0	-	-	-	-	OWD35034	OWD35036	10720.00	119420	2400	27	48	50	15
38.4	-	-	-	-	OWD38434	OWD38436	10745.00	131020	2400	30	54	50	15
47.0	-	-	-	-	-	OWD47036	10899.00	160364	2400	36	64	50	15

Options

Product # Kit	Product # Factory installed*	Price	Description
-	120	267.00	120V control circuit
-	EP	760.00	Epoxy paint finish for better corrosion resistance in certain environments
-	I'	896.00	Disconnect switch with lockable handle available
-	L	567.00	Pilot light "power-on indicator"
-	ME1	1253.00	Monel elements, for 3 to 20kW units for better corrosion resistance in certain environments
-	ME2	3151.00	Monel elements, for 25 to 38.4kW units for better corrosion resistance in certain environments
-	PTM	567.00	High-limit temperature control with manual reset
-	S	830.00	Three-position switch: On/Standby/Fan
-	T	567.00	Thermostat
-	T2S	1421.00	2-stage thermostat
OWD-TM	-	635.00	NEMA 4X wall thermostat, range 4 °C to 43 °C (40 °F to 110 °F): 25A at 120V, 208V, 240V - 22A at 277V (Compatible avec circuit de contrôle à 24VAC)

* For factory installed options, add the option number to the product number. See the **Product Code** section inside the front cover.


¹ For the U.S. only; The nominal current of the unit must not exceed 80% of the capacity of the disconnect. 277V available upon request.




Models	X		Y		Z		BH		BL		M		Weight ¹	
	mm	in.	mm	in.	mm	in.	mm	in.	mm	in.	mm	in.	lb	kg
3 to 7.5kW	390	15 1/2	550	21 1/2	330	13	110	4 1/4	490	19 1/8	220	8 1/2	70	32
7.6 to 12kW	390	15 1/2	550	21 1/2	330	13	110	4 1/4	490	19 1/8	220	8 1/2	70	32
12.1 to 47kW	660	26	710	28	510	20	180	7 1/8	570	22 1/4	80	3 1/4	130	60

¹ Shipping weight.


OHX Explosion-Proof Unit Heater




Front view with built-in thermostat and disconnect switch




Rear view with built-in thermostat and disconnect switch



1



2



3



4



5

Features

Color

- Standard: red.

Finish

- Standard: epoxy/polyester powder paint.

Voltage

- 208V, 240V, 480V, 600V, 1 or 3-phase.

Construction

- 14-gauge steel cabinet.
- Adjustable anodized aluminum louvers.
- Cast aluminum control and element enclosure lids NEMA Type 7 and 9 with O-ring. **1**
- Fan Guard: multiple horizontal stiffening wires. **2**

Protection

- Stainless steel high temperature pressure relief device. **3**
- Two high-limit temperature controls: one with automatic reset and one with manual reset.

Fan

- Explosion-proof, thermally protected, permanently lubricated ball bearing motor. **4**
- 3 to 20kW: 1/4 HP, 1725 rpm.
- 25 to 35kW: 1/2 HP, 1725 rpm.

Temperature code

- Division System: 5 to 30kW = T3B 165 °C (329 °F), 3kW/35kW = T3A 180 °C (356 °F).
- Zone System T3 200 °C (392 °F).

Heat exchanger

- High grade metal-sheathed elements fins with ethylene glycol/water solution.
- Long-life, low watt density.
- Evacuated and sealed, carbon steel tube core with 10 aluminum fins per inch.

Control

- 120VAC control (standard). **5**
- Optional 24VAC control (recommended due to safer voltage). Required for use with electronic thermostat.
- Optional built-in or wall thermostat (bi-metal or electronic).
- Optional built-in or wall disconnect switch.

Additional Options

- Pilot light.
- Continuous fan.
- Heresite coatings.

Installation

- Accessories available.

Warranty

- 3-year warranty against defects.

Application

- Paint storage area, petrochemical plant, refinery, chemical plant, mining industry, sawmill.

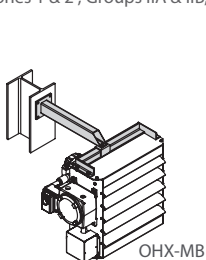
Consult the Electrical Code in your area before installing this unit.

Approved locations

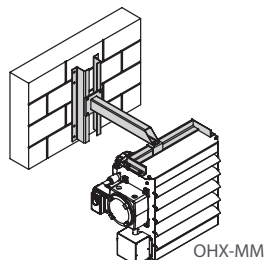
Class I, Divisions 1 and 2, Groups C and D.
 Class II, Divisions 1 and 2, Groups F and G.
 Temperature code: T3B (5 to 30kW), T3A (3/35kW).
 Class I, Zones 1 & 2, Groups IIA & IIB, T3.

Temperature limitations

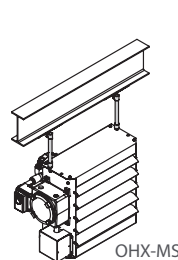
Ambient temperature: -40 °C to 40 °C (-40 °F to 104 °F).
 Maximum altitude: 3048 m (10 000 ft.) above sea level.



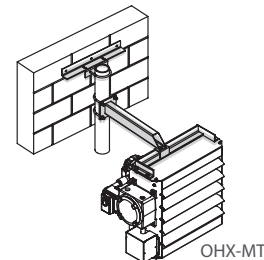
OHX-MB



OHX-MM



OHX-MS



OHX-MT

Models

kW	Product #						Price	BTU/hr	cfm	T ° Rise		T ° Code ²	Weight ¹	
	208V (1 ph)	208V (3 ph)	240V (1 ph)	240V (3 ph)	480V (3 ph)	600V (3 ph)				°C	°F		lb	kg
3.0	OHX03008	OHX03038	OHX03000	OHX03030	OHX03034	OHX03036	7790.00	10236	350	18.0	32.2	T3A	188	85.3
5.0	OHX05008	OHX05038	OHX05000	OHX05030	OHX05034	OHX05036	8206.00	17060	400	21.2	38.1	T3B	188	85.3
7.5	OHX07508	OHX07538	OHX07500	OHX07530	OHX07534	OHX07536	8800.00	25590	600	22.4	40.4	T3B	188	85.3
10.0	-	OHX10038	OHX10000	OHX10030	OHX10034	OHX10036	9394.00	34120	800	21.6	38.8	T3B	192	87.1
15.0	-	OHX15038	-	OHX15030	OHX15034	OHX15036	9694.00	51180	1200	21.7	39.1	T3B	224	101.6
20.0	-	-	-	-	OHX20034	OHX20036	10296.00	68240	1700	20.7	37.3	T3B	224	101.6
25.0	-	-	-	-	OHX25034	OHX25036	11274.00	85300	2100	20.8	37.5	T3B	261	118.4
30.0	-	-	-	-	OHX30034	OHX30036	11967.00	102360	3000	17.5	31.5	T3B	261	118.4
35.0	-	-	-	-	OHX35034	OHX35036	12950.00	119420	3000	20.4	36.7	T3A	261	118.4

Options

Product # Kit	Product #		Price	Description		
	Factory installed*	Ouellet Reference				
-	24	B	No Charge	Transformer and contactor for 24VAC (required for use with built-in or wall mount electronic thermostat)		
-	DIS	D	2638.00	Built-in disconnect switch		
-	T1	-	810.00	Explosion-proof built-in bi-metal thermostat, range 5 °C (40 °F) to 25 °C (80 °F)		
-	T2 ³	-	986.00	Explosion-proof, electronic thermostat (low voltage), 5 °C (40 °F) to 25 °C (80 °F) (suitable for 24 volt control circuit only)		
-	L	P	994.00	Pilot light "heat on"		
-	FC	F	No Charge	Continuous fan operation		
OUE-BTX2-15A-W-N-A	-	-	810.00	Explosion-proof, wall mount bi-metal thermostat, 5 °C (40 °F) to 25 °C (80 °F) (suitable for 24VAC or 120VAC control circuit)		
OUE-XET1-1-W-N-A ³	-	-	986.00	Explosion-proof, electronic wall mount thermostat (low voltage), 5 °C (40 °F) to 25 °C (80 °F), (suitable for 24 volt control circuit only)		
OUE-BLK1-W-N-A	-	-	321.00	Thermostat conversion kit allowing interchangeability from built-in thermostat to wall mount configuration		
OUE-XDC-01	-	-	1939.00	Explosion-proof wall mount disconnect switch, 600V, 50A max		
OHX-MS	-	-	273.00	Hanging mounting bracket, all models. Ideal and economical if adequate overhead structure exists. Requires 1/2 in. (12.5 mm) pipe, cut and threaded (min. Sch. 40) not supplied.		
			3-10kW	15-20kW	25-35kW	
OHX-MBX ⁴	-	-	412.00	412.00	412.00	Basic mounting bracket. Can be bolted or welded directly to structural steel or concrete.
OHX-MMX ⁴	-	-	495.00	495.00	495.00	Wall mounting bracket. Use in buildings that have substantial walls. The Z sections provide additional support where necessary.
OHX-MTX ⁴	-	-	495.00	495.00	495.00	Pipe mounting bracket. For buildings with insufficient strength to use other types of mounting brackets. Requires 3 in. (75 mm) pipe (3 1/2 in. [87.5 mm] O.D., min. Sch. 40) not supplied.
-	HCCX ^{4,5}	H1	2079.00	2263.00	2349.00	Heresite P-413 baked phenolic coating of heat exchanger core only
-	HCBX ^{4,5}	H2	3343.00	3796.00	4247.00	Heresite P-413 baked phenolic coating of louvers, fan blade, fan guard & cabinet parts
-	HCUX ^{4,5}	H3	4518.00	4972.00	5514.00	Heresite P-413 baked phenolic coating of heat exchanger core, louvers, fan blade, fan guard & cabinet parts

* For factory installed options, add the option number to the product number. See the **Product Code** section inside the front cover.

¹ Shipping weight.

² Temperature code: T3B = 165 °C (329 °F), T3A = 180 °C (356 °F).

³ Built-in transformer and contactor for 24VAC are required, add «-24» to the product number.

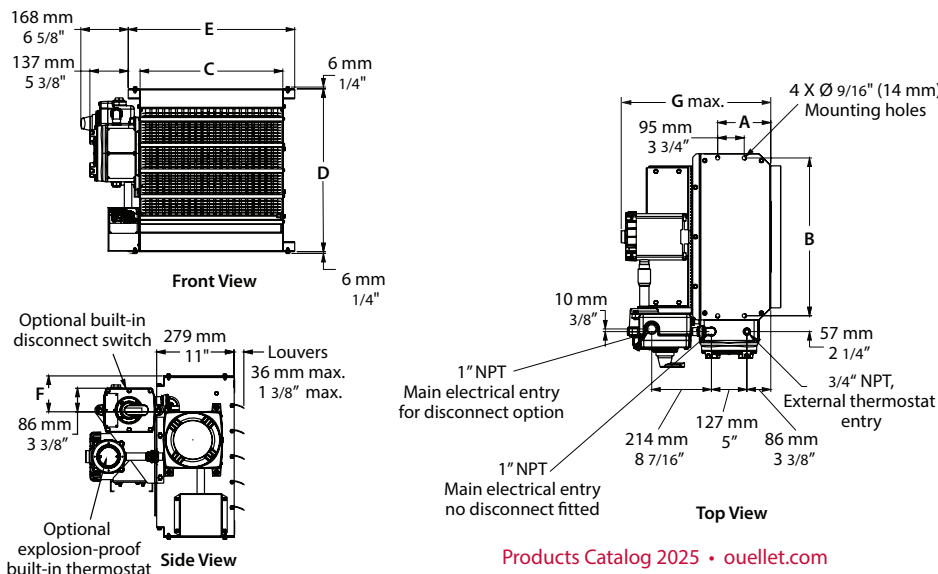
⁴ X = 1 (3 to 10kW units), 2 (15 to 20kW units), 3 (25 to 35kW units).

⁵ We do not Heresite coat the explosion-proof motor, control enclosure, aluminium conduit or any options such as disconnect or integral thermostat.

Allow additional 4 to 6 weeks lead time.







Standard color is red.

ATEX, IECEx and UKEX approved models available upon request, please contact our customer service.



Models	3 to 10kW	15 to 20kW	25 to 35kW
Fan	12" 305 mm	16" 406.4 mm	20" 508 mm
Dim.	in. (mm)	in. (mm)	in. (mm)
A	7.5 (191)	7.5 (191)	7.5 (191)
B	18.2 (462)	22.3 (566)	26.3 (668)
C	16.3 (414)	20.3 (516)	24.3 (617)
D	19.0 (483)	23.0 (584)	27.0 (686)
E	19.5 (495)	23.5 (597)	27.5 (699)
F	3.1 (79)	5.1 (130)	7.1 (180)
G	22.3 (566)	22.3 (566)	23.3 (592)

XB Explosion-Proof Convection Heater



Features

Voltage

- 120V, 208V, 240V, 480V, 600V, 1-phase.

Construction

- Unique design.
- Efficient aluminum convector.
- Standard protective grille. **1**
- Low temperature convection.
- Sealed junction box. **2**

Heating element

- Tubular heating element inserted in an aluminum heat sink. **3**

Watt density

- Varies according to temperature code.

Control

- Built-in thermostat available.

Installation

- Built-in wall support. **4, 5**

Warranty

- 1-year warranty against defects.

Application

- Refinery, chemical storage, mining industry.

Maximum room temperature: 25 °C (77 °F).

Consult the Electrical Code in your area before installing this unit.

Models

Watts	Volts	Product #	Price	Temperature Code ²	Type	L		M		Weight	
						in.	mm	in.	mm	lb	kg
Class I, Division 1, Groups A, B, C and D											
475	120	XB1-1047T2D11	2864.00	T2D	1	10	254	7 5/16	184	10.0	4.5
1000	120	XB1-4100T2D11	4067.00	T2D	1	23 7/16	594	7 5/16	184	20.0	9.1
1500	120	XB2-3150T2D11	4772.00	T2D	2	16 3/4	424	16 1/8	410	30.0	13.6
1000	208	XB1-4100T2D21	4067.00	T2D	1	23 7/16	594	7 5/16	184	20.0	9.1
1500	208 ¹	XB2-3150T2D21	4772.00	T2D	2	16 3/4	424	16 1/8	410	30.0	13.6
2000	208 ¹	XB2-4200T2D21	8341.00	T2D	2	23 7/16	594	16 1/8	410	40.0	18.1
3000	208 ¹	XB3-4300T2D21	8341.00	T2D	3	23 7/16	594	25	635	60.0	27.2
4500	208 ¹	XB4-6450T2D21	12388.00	T2D	4	30 1/8	765	33 15/16	860	100.0	45.4
1000	240	XB1-4100T2D31	4067.00	T2D	1	23 7/16	594	7 5/16	184	20.0	9.1
1500	240 ¹	XB2-3150T2D31	4772.00	T2D	2	16 3/4	424	16 1/8	410	30.0	13.6
2000	240 ¹	XB2-4200T2D31	8341.00	T2D	2	23 7/16	594	16 1/8	410	40.0	18.1
3000	240 ¹	XB3-4300T2D31	8341.00	T2D	3	23 7/16	594	25	635	60.0	27.2
4500	240 ¹	XB4-6450T2D31	12388.00	T2D	4	30 1/8	765	33 15/16	860	100.0	45.4
1000	480	XB1-4100T2D71	4539.00	T2D	1	17 3/4	451	7 5/16	184	20.0	9.1
2000	480 ¹	XB2-4200T2D71	7947.00	T2D	2	17 3/4	451	16 1/8	410	40.0	18.1
3000	480 ¹	XB3-4300T2D71	7947.00	T2D	3	17 3/4	451	25	635	60.0	27.2
4500	480 ¹	XB4-6450T2D71	11795.00	T2D	4	30 1/8	765	33 15/16	860	100.0	45.4
1000	600	XB1-4100T2D81	4762.00	T2D	1	17 3/4	451	7 5/16	184	20.0	9.1
2000	600 ¹	XB2-4200T2D81	8341.00	T2D	2	17 3/4	451	16 1/8	410	40.0	18.1
3000	600 ¹	XB3-4300T2D81	8341.00	T2D	3	17 3/4	451	25	635	60.0	27.2
4500	600 ¹	XB4-6450T2D81	12388.00	T2D	4	30 1/8	765	33 15/16	860	100.0	45.4
Class I, Divisions 1 and 2, Groups A, B, C and D											
Class II, Divisions 1 and 2, Groups E, F and G - Class III, Division 1											
2250	120	XB3-6225T3B11	7430.00	T3B	3	30 1/8	765	25	635	75.0	34.0
2250	208 ¹	XB3-6225T3B21	7430.00	T3B	3	30 1/8	765	25	635	75.0	34.0
2250	240 ¹	XB3-6225T3B31	7430.00	T3B	3	30 1/8	765	25	635	75.0	34.0
2250	480 ¹	XB3-6225T3B71	7430.00	T3B	3	30 1/8	765	25	635	75.0	34.0
2250	600 ¹	XB3-6225T3B81	7430.00	T3B	3	30 1/8	765	25	635	75.0	34.0

Options

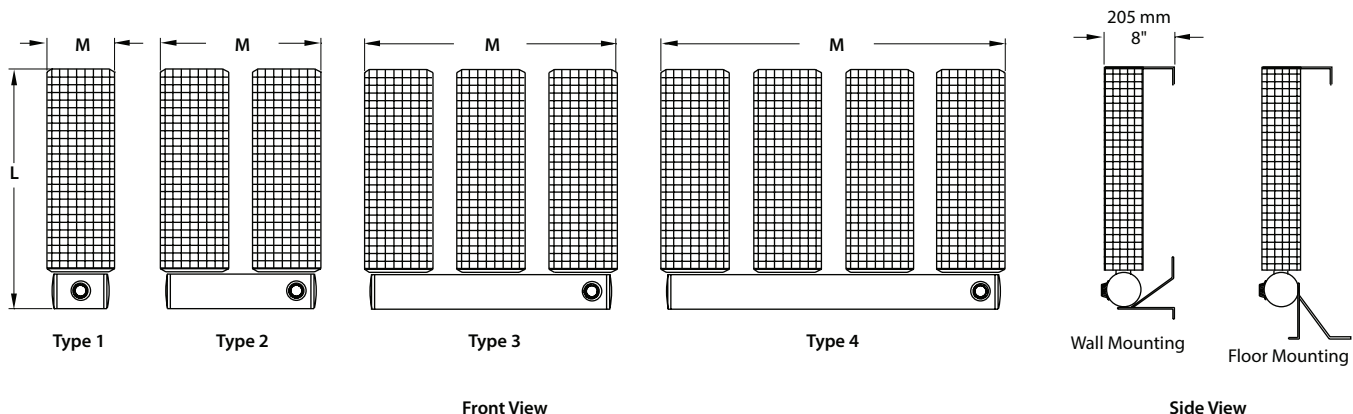
Product # Kit	Product # Factory installed*	Price	Description
-	T	1035.00	Single-pole thermostat for single phase units only
-	T2	1035.00	Double-pole thermostat
XB-TM	-	1044.00	Explosion-proof wall thermostat, range -18 °C to 40 °C (0 °F to 100 °F): 15A at 600V, 25A at 277V
XB-TM2	-	1140.00	Double-pole explosion-proof wall thermostat, range -18 °C to 40 °C (0 °F to 100 °F): 15A at 600V, 25A at 277

* For factory installed options, add the option number to the product number. See the **Product Code** section inside the front cover.


¹ 3-phase models available upon request. If built-in thermostat is required, use the T2 or the XB-TM2 with 3-phase units.

² Temperature code: T2D = 215 °C (419 °F), T3B = 165 °C (329 °F).

For any other ratings and risk areas, contact our customer service.



OPXA Explosion-Proof Sloped Top Convector Heater



Features

Color

- Standard: red.

Voltage

- 120V, 208V, 240V, 277V, 347V, 480V, 600V, 1 or 3-phase.

Construction

- Sloped top. 14-gauge galvanized steel back panel. 14-gauge carbon steel front and side panels with epoxy/polyester powder-coating.

Heating element

- Low temperature convection.
- Linear high-limit temperature control with automatic reset.
- Sealed junction box.
- Incoloy® 800 tubular heating element with radial-embossed aluminum fins.

Watt density

- Varies according to temperature code.

Standards

- CSA C22.2 No.30, No. 60079-0, No.60079-1, No.46, No. 60529, No. 94.2.
- ANSI/UL 823, 60079-0, 60079-1.
- ANSI/IEC 60529.
- UL 50E.

Classification

- North American Hazardous Location:
- Class I, Division 1 and 2, Groups B, C and D (T2B or T3A).

- Class I, Zone 1 and 2, Ex db, Groups IIA, IIB+H2, Gb
- Class I, Zone 1 and 2, AEx db, Groups IIA, IIB+H2, Gb
- Ta = -50 °C to +40 °C, IP66, Type 4, (T2 ou T3).

Temperature code

- Division System – T2B 260 °C (500 °F) or T3A 180 °C (356 °F).
- Zone System – T2 300 °C (572 °F) or T3 200 °C (392 °F).

Ingress protection

- IP66 and Type 4.

Control

- Built-in thermostat or wall thermostat available.

Installation

- Built-in wall bracket.
- Minimum mounting distances of 8 in. (20 cm) above the floor and 18 in. (45 cm) from the ceiling.

Warranty

- 1-year warranty against defects.

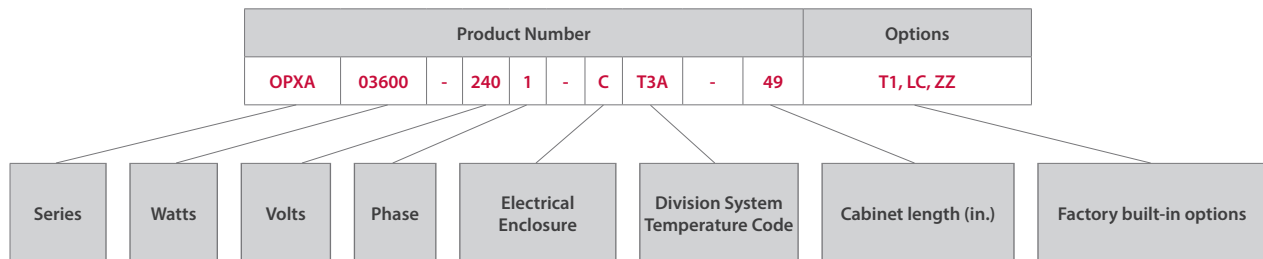
Application

- Paint room, chemical storage, petrochemical plant, oil refinery, dry cleaning plant, mining industry.

Consult the Electrical Code in your area before installing this unit

Codification example

Required sequence when ordering



kW	Volts (ph)	Amp.	Product # ¹ To order, replace the "X" with the electrical enclosure code A or B or C	Price		Built-in bi-metal thermostat T1	Wall mount bi-metal thermostat OUE-BTX1-N-B	Wall mount electronic thermostat OUE-XET1-1-W-N-A	Your own control device	Cabinet length in.
				Enclosure A and B	Enclosure C					
T2B (260 °C / 500 °F) Division System Temperature Classification Rating										
T2 (300 °C / 572 °F) Zone System Temperature Classification Rating										
3.6	208 (1)	17.3	OPXA03600-2081-XT2B-31	6345.00	4500.00	C	A or B or C	B	A or B or C	31
3.6	208 (3)	10.0	OPXA03600-2083-XT2B-31	8520.00	6675.00	Not available	A or B	B	A or B or C	31
3.6	240 (1)	15.0	OPXA03600-2401-XT2B-31	6345.00	4500.00	C	A or B or C	B	A or B or C	31
3.6	240 (3)	8.7	OPXA03600-2403-XT2B-31	8520.00	6675.00	Not available	A or B	B	A or B or C	31
3.6	600 (1)	6.0	OPXA03600-6001-XT2B-31	6345.00	4500.00	Not available	A or B	B	A or B or C	31
3.6	600 (3)	3.5	OPXA03600-6003-XT2B-31	9845.00	8000.00	Not available	A or B	B	A or B or C	31
4.8	208 (1)	23.1	OPXA04800-2081-XT2B-49	10220.00	8375.00	Not available	A or B	B	A or B or C	49
4.8	208 (3)	13.3	OPXA04800-2083-XT2B-49	10720.00	8875.00	Not available	A or B	B	A or B or C	49
4.8	240 (1)	20.0	OPXA04800-2401-XT2B-49	10220.00	8375.00	C	A or B or C	B	A or B or C	49
4.8	240 (3)	11.5	OPXA04800-2403-XT2B-49	10720.00	8875.00	Not available	A or B	B	A or B or C	49
4.8	600 (1)	8.0	OPXA04800-6001-XT2B-49	10220.00	8375.00	Not available	A or B	B	A or B or C	49
4.8	600 (3)	4.6	OPXA04800-6003-XT2B-49	10720.00	8875.00	Not available	A or B	B	A or B or C	49
7.6	208 (1)	36.5	OPXA07600-2081-XT2B-59	11920.00	10075.00	Not available	A or B	B	A or B or C	59
7.6	208 (3)	21.1	OPXA07600-2083-XT2B-59	12620.00	10775.00	Not available	A or B	B	A or B or C	59
7.6	240 (1)	31.7	OPXA07600-2401-XT2B-59	11920.00	10075.00	Not available	A or B	B	A or B or C	59
7.6	240 (3)	18.3	OPXA07600-2403-XT2B-59	12620.00	10775.00	Not available	A or B	B	A or B or C	59
7.6	600 (1)	12.7	OPXA07600-6001-XT2B-59	11920.00	10075.00	Not available	A or B	B	A or B or C	59
7.6	600 (3)	7.3	OPXA07600-6003-XT2B-59	12620.00	10775.00	Not available	A or B	B	A or B or C	59
10	208 (3)	27.8	OPXA10000-2083-XT2B-71 ²	-	12275.00	Not available	Not available	Not available	C	71
10	240 (3)	24.1	OPXA10000-2403-XT2B-71 ²	-	12275.00	Not available	Not available	Not available	C	71
10	600 (1)	16.7	OPXA10000-6001-XT2B-71 ²	-	11275.00	Not available	Not available	Not available	C	71
10	600 (3)	9.6	OPXA10000-6003-XT2B-71 ²	-	11275.00	Not available	Not available	Not available	C	71
T3A (180 °C / 356 °F) Division System Temperature Classification Rating										
T3 (200 °C / 392 °F) Zone System Temperature Classification Rating										
0.6	347 (1)	1.7	OPXA00600-3471-XT3A-31	4595.00	2750.00	C	A or B or C	B	A or B or C	31
1.2	120 (1)	10.0	OPXA01200-1201-XT3A-31	-	2755.00	C	C	Not available	C	31
1.2	208 (1)	5.8	OPXA01200-2081-XT3A-31	5305.00	3460.00	C	A or B or C	B	A or B or C	31
1.2	208 (3)	3.3	OPXA01200-2083-XT3A-31	5875.00	4030.00	Not available	A or B	B	A or B or C	31
1.2	240 (1)	5.0	OPXA01200-2401-XT3A-31	5305.00	3460.00	C	A or B or C	B	A or B or C	31
1.2	240 (3)	2.9	OPXA01200-2403-XT3A-31	5875.00	4030.00	Not available	A or B	B	A or B or C	31
1.2	347 (1)	3.5	OPXA01200-3471-XT3A-31	9295.00	7450.00	C	A or B or C	B	A or B or C	31
1.2	600 (1)	2.0	OPXA01200-6001-XT3A-31	5305.00	3460.00	Not available	A or B	B	A or B or C	31
1.6	347 (1)	4.6	OPXA01610-3471-XT3A-49	9795.00	7950.00	C	A or B or C	B	A or B or C	49
1.8	120 (1)	15.0	OPXA01800-1201-XT3A-31	-	4200.00	C	C	Not available	C	31
1.8	208 (1)	8.7	OPXA01800-2081-XT3A-31	6045.00	4200.00	C	A or B or C	B	A or B or C	31
1.8	208 (3)	5.0	OPXA01800-2083-XT3A-31	6045.00	4800.00	Not available	A or B	B	A or B or C	31
1.8	240 (1)	7.5	OPXA01800-2401-XT3A-31	6045.00	4200.00	C	A or B or C	B	A or B or C	31
1.8	240 (3)	4.3	OPXA01800-2403-XT3A-31	6045.00	4800.00	Not available	A or B	B	A or B or C	31
1.8	600 (1)	3.0	OPXA01800-6001-XT3A-31	6045.00	4200.00	Not available	A or B	B	A or B or C	31
2.54	347 (1)	7.3	OPXA02540-3471-XT3A-59	10095.00	8250.00	C	A or B or C	B	A or B or C	59
3.34	347 (1)	9.6	OPXA03340-3471-XT3A-71	10955.00	9110.00	C	A or B or C	B	A or B or C	71
3.6	208 (1)	17.3	OPXA03600-2081-XT3A-49	8520.00	6675.00	C	A or B or C	B	A or B or C	49
3.6	208 (3)	10.0	OPXA03600-2083-XT3A-49	9895.00	8050.00	Not available	A or B	B	A or B or C	49
3.6	240 (1)	15.0	OPXA03600-2401-XT3A-49	8520.00	6675.00	C	A or B or C	B	A or B or C	49
3.6	240 (3)	8.7	OPXA03600-2403-XT3A-49	9895.00	8050.00	Not available	A or B	B	A or B or C	49
3.6	600 (1)	6.0	OPXA03600-6001-XT3A-49	8520.00	6675.00	Not available	A or B	B	A or B or C	49
3.6	600 (3)	3.5	OPXA03600-6003-XT3A-49	9895.00	8050.00	Not available	A or B	B	A or B or C	49
5	208 (1)	24.0	OPXA05000-2081-XT3A-71	10620.00	8775.00	Not available	A or B	B	A or B or C	71
5	208 (3)	13.9	OPXA05000-2083-XT3A-71	13120.00	11275.00	Not available	A or B	B	A or B or C	71
5	240 (1)	20.8	OPXA05000-2401-XT3A-71	10620.00	8775.00	C	A or B or C	B	A or B or C	71
5	240 (3)	12.0	OPXA05000-2403-XT3A-71	13120.00	11275.00	Not available	A or B	B	A or B or C	71
5	600 (1)	8.3	OPXA05000-6001-XT3A-71	10620.00	8775.00	Not available	A or B	B	A or B or C	71
5	600 (3)	4.8	OPXA05000-6003-XT3A-71	13120.00	11275.00	Not available	A or B	B	A or B or C	71

¹ X = A (120VAC, large electrical enclosure), B (24VAC, large electrical enclosure), C (Line voltage, small electrical enclosure [Y junction box]).

Large electrical enclosure A and B include a contactor, transformer, and printed circuit board with fuses.

If using your own temperature control device, a remote contactor may be required. Customers can also supply their own remote mount control circuit/enclosure.

Ensure control devices comply to local electrical code and meets the heater's electrical ratings and is suitable for the area's hazardous atmosphere classification.

² All 10 kW heaters include a 1/4" (6.35 mm) diameter 304 stainless steel safety guard pre-installed over the outlet grills.

Supply voltage must be within +/- 10% of rated heater voltage. Actual output (kW) = [(Line voltage)² ÷ (Rated voltage)²] x Rated unit wattage (kW).

For best heat distribution and comfort, a wall mount thermostat is recommended.

Note: BTX1 and XET1 thermostats are not designed to switch three-phase heaters directly. A factory built-in electrical enclosure (A or B),

or customer supplied, remote mount, "Control Circuit" is required.

Standard color is red.

277V and 480V are available upon request.

OPXA

Accessories

Explosion-Proof ExCaliber™ Series Thermostats

OUE-BTX1-N-B (SPDT) heating or cooling:

This is the bi-metal thermostat used on OPXA heaters with built-in option code (T1) and electrical enclosure "C" selected. Wall mount version requires electrical enclosure "A" or "B" or "C" depending on model.



Class I, Division 1 & 2, Groups B, C & D

Class I, Zone 1 & 2, Ex db, Groups IIA, IIB+H₂, T6, Gb

Class II, Division 1, Groups E, F & G

Class I, Zone 1 & 2, AEx db, Groups IIA, IIB+H₂, T6, Gb

Class II, Division 2, Groups F & G; Class III; T6-50 °C ≤ T amb ≤ +40 °C, IP66, Type 4

Class II, Zone 21 & 22, Ex tb, Groups IIIA, IIIB & IIIC, T85 °C, Db
Class II, Zone 21 & 22, AEx tb, Groups IIIA, IIIB & IIIC, T85 °C, Db

Temperature adjustment range: 40 °F to 80 °F (5 °C to 25 °C); 3/4" - NPT conduit opening on top and bottom.

22A resistive load, 480VAC Max; 1/2 HP@125 VAC; 1 HP@ 250VAC (suitable for 24V or 120V control circuit).

Note: If ExCaliber™ series wall mount thermostats are being used with 600V OPXA heaters, heaters with a current draw greater than 22A, or on any 3-phase heaters, then order the heaters with electrical enclosure "A" or "B". If using your own temperature control device, a remote contactor may be required. Ensure control devices comply to local electrical code and meets the heater's electrical ratings and is suitable for the area's hazardous atmosphere classification.

OUE-XET1-1-W-N-A (electronic) heating only:

Wall mount version requires heater electrical enclosure "B". If a wall mount thermostat is ordered without heater electrical enclosure "B", then an external 24VAC power supply and control circuit is required (supplied and installed by others).



Class I, Division 1 & 2, Groups B, C & D

Class I, Zone 1 & 2, Ex db, Groups IIA, IIB+H₂, T6, Gb

Class II, Division 1, Groups E, F & G

Class I, Zone 1 & 2, AEx db, Groups IIA, IIB+H₂, T6, Gb

Class II, Division 2, Groups F & G; Class III; T6-50 °C ≤ T amb ≤ +40 °C, IP66, Type 4

Class II, Zone 21 & 22, Ex tb, Groups IIIA, IIIB & IIIC, T85 °C, Db
Class II, Zone 21 & 22, AEx tb, Groups IIIA, IIIB & IIIC, T85 °C, Db

Temperature adjustment range: 40 °F to 80 °F (5 °C to 25 °C); 3/4" - NPT conduit opening on top and bottom.

20 to 36VAC 50/60 Hz; 1A max. continuous (suitable for 24V control circuit only).

Field Installation & Retrofit Kits

Built-in thermostat field installation kits for OPXA series:

These two field installed built-in thermostat kits are for adding a

OUE-BTX1-N-B or OUE-XET1-1-W-N-A thermostat to an OPXA heater with electrical enclosure "A" (120VAC) or "B" (24VAC) and includes the electrical wires, 3/4" conduit seal, conduit nipples, sealing compound (water/cement plastic pouch) and sealing fiber. The conduit seal is certified for use in Class I, Division 1, Groups A, B, C and D; Class II, Division 1, Groups E, F and G; Class III. Installation must be inspected on site as per the local electrical code.



BTX1-FIK:

This kit is suitable for installation of a OUE-BTX1-N-B thermostat on an OPXA heater with electrical enclosure "A" (120VAC) or "B" (24VAC). Thermostat not included.

XET1-FIK :

This kit is suitable for installation of an OUE-XET1-1-W-N-A thermostat on an OPXA heater with electrical enclosure "B" (24VAC) only. Thermostat not included.

OUE-BLK1-W-N-A field retrofit kit:

The heater thermostat conversion kit allows simple interchangeability from a built-in thermostat to a wall mount configuration.



Explosion-Proof Disconnect Switch, Remote Mount

OUE-XDC-01: Disconnect switch - Not suitable for Group B or Group IIB+H₂ (Hydrogen) gas atmosphere:

Class I, Division 1 & 2, Groups C & D; Class II, Division 1, Groups E, F & G; Class II, Division 2, Groups F & G; Class III

Class I, Zone 1 & 2, Grp IIA & IIB, T5


600V, 50A max.; 15 HP@208/240V, 3-phase; 30 HP@480/600V, 3-phase; 2 HP@120V, 1-phase; 7.5 HP@240V, 1-phase




Options

Product # Kit	Product # Factory installed*	Price	Description
-	T1	890.00	Built-in thermostat, bi-metal (not available with 600V models, any 3-phase models, or 1- phase models that have a line current exceeding 22A)
-	LC	30.00	Left side electrical enclosure (standard location is on the right side)
-	ZZ	-	Special build (factory use only)
OUE-BTX1-N-B	-	890.00	Wall mount bi-metal hazardous location thermostat. Note: Requires one heater electrical enclosures A or B or C, depending on heater model selected.
OUE-XET1-1-W-N-A	-	986.00	Wall mount electronic hazardous location thermostat. Note: Requires heater electrical enclosure B.
OUE-XDC-01	-	1939.00	Wall mount hazardous location disconnect switch. Note: Not suitable for Group B or Group IIB+H2 (Hydrogen) gas atmosphere.
BTX1-FIK	-	300.00	This field installation kit is suitable for installation of a OUE-BTX1-N-B thermostat directly to the heater with Electrical Enclosure "A" (120VAC) or "B" (24VAC). Thermostat not included.
XET1-FIK	-	300.00	This field installation kit is suitable for installation of an OUE-XET1-1-W-N-A thermostat directly to the Heater with Electrical Enclosure "B" (24VAC) only. Thermostat not included.
BLK1-W-N-A	-	321.00	Heater thermostat conversion kit allows interchangeability from a built-in thermostat, with enclosure "C" to a wall mount configuration.


Electrical Enclosure



Electrical Enclosure "C"
Line voltage



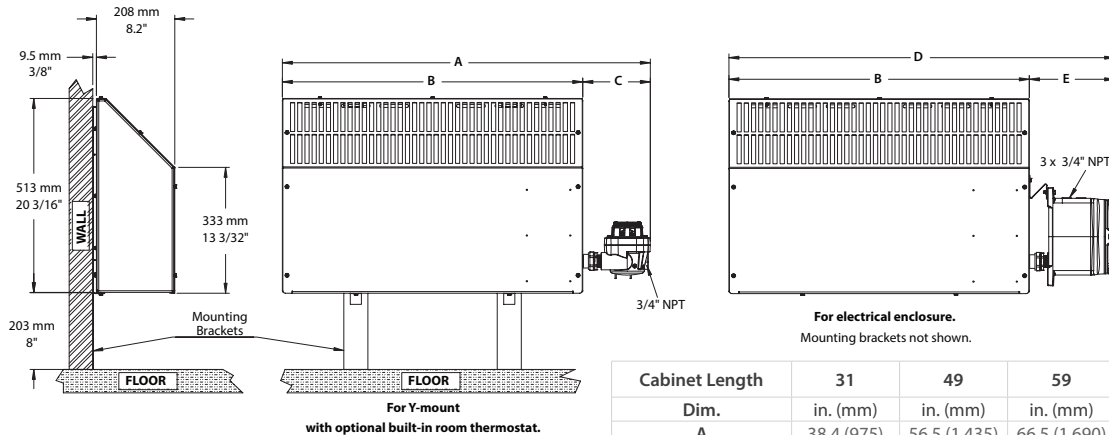
Electrical Enclosure "C"
Line voltage with optional built-in thermostat "T1"



Electrical Enclosure "A" (120VAC) or "B" (24VAC)



Left side Electrical Enclosure
Option Code "LC"



Cabinet Length	31	49	59	71
Dim.	in. (mm)	in. (mm)	in. (mm)	in. (mm)
A	38.4 (975)	56.5 (1 435)	66.5 (1 690)	78.8 (2 003)
B	31.3 (795)	49.5 (1 257)	59.5 (1 511)	71.8 (1 824)
C	7 (179)	7 (179)	7 (179)	7 (179)
D	40.2 (1 022)	58.3 (1 482)	68.4 (1 737)	80.7 (2 050)
E	8.9 (226)	8.9 (226)	8.9 (226)	8.9 (226)

- OSM-AF AirForce™ Multi Nozzle High Velocity Hand Dryer
- OSM-AD AirDuo Hand and Hair Dryer
- OSM-AT AirTempest Hand Dryer



AirForce™



AirDuo



AirTempest



AirTempest only

Features

AirForce™ Multi Nozzle High Velocity Hand Dryer

Color

- White, chrome.

Finish

- White: epoxy paint incorporated with SteriTouch® antimicrobial additive.
- Chrome: plating.

Voltage

- 120V, 240V, 1-phase.

Construction

- Die cast aluminum housing.

Sound level

- 85.1 dBA with hands.

Heating element

- No heating element.

Control

- Activated by an automatic active infrared sensor controlled by a circuit board with 1-second run-on time and 30-second vandal shut-off.

Installation

- Surface-mounted.

Warranty

- 5-year warranty against defects.

AirDuo Hand and Hair Dryer

Color

- Standard: white.

Finish

- Standard: epoxy paint.

Voltage

- 120V, 240/208V, 1-phase.

Construction

- Die cast aluminum housing.

Sound level

- 74 dBA with hands.

Heating element

- Helical coil nickel-chromium alloy wire.

Control

- Pushbutton with micro-switch activated timer. Time cycle setting can be adjusted in the field from 15-second to 3-minute.

Installation

- Surface-mounted.

Warranty

- 5-year warranty against defects.

AirTempest Hand Dryer

Color

- Standard: white, stainless steel.

Finish

- Standard: epoxy paint.
- Optional: stainless steel.

Voltage

- Automatically adjusts itself to all power conditions, from 120V to 240V.

Construction

- Epoxy painted steel, stainless steel.

Fan

- Thermally-protected universal type, 1/8 HP, 4800 RPM.

Sound level

- 67dBA without hands.

Heating element

- Nichrome wire construction, 1200 watts, and auto-reset thermal-protector so power is disconnected if air is not flowing.

Control

- Automatic touch-free infrared sensor.

Installation

- Surface-mounted with security screws to prevent vandalism (tool supplied).

Warranty

- 5-year warranty against defects.

Models

Product #	Price	Color	Watts	Volts	Weight	
					lb	kg
AirForce™						
J-974	1225.00	White	1100	120	7.0	3.2
J4-974	1225.00	White		240	7.0	3.2
J-970	1638.00	Chrome		120	7.0	3.2
J4-970	1638.00	Chrome		240	7.0	3.2
AirDuo						
OAD1802BL	991.00	White	1800	120	18.0	8.2
OAD1800BL	991.00	White	1800/1350	240/208	18.0	8.2
AirTempest						
OAM90BL	721.00	White	400-1400 (120V)	120 to 240	9.4	4.2
OAM90SS	938.00	Stainless steel	350-1250 (240V)			

OSM-VD OSM-SD

VERDEdri™ Slim Profile High Velocity Hand Dryer

SMARTdri™ Plus Versatile Hand Dryer



VERDEdri™



SMARTdri™



Features

VERDEdri™ Slim Profile High Velocity Hand Dryer

Color

- Standard: white.
- Optional: black, brushed stainless steel.

Voltage

- Universal voltage 110 to 277V, 1-phase.

Construction

- HEPA filter eliminates 99.97% of particles 0.3µm or larger.
- Antimicrobial technology protects the treated surfaces on the dryer by inhibiting the growth of bacteria, mold and fungus that can cause stains, odors or deterioration
- IP24 rating — protection against harmful water ingress.

Sound level

- 69 dBA without hands in airstream

Heating element

- Nichochrome wire construction, 475 watts, with auto-reset thermal protector so power is disconnected if air is not flowing.

Control

- 3 speed selector switch.
- Automatic touch-free infrared activation with 45 second vandal-resistant lock out feature.
- 12 second drying time (adjustable).

Installation

- ADA compliant surface-mounted.
- Cover attached with tamper-resistant screws; security wrench included.

Warranty

- 10-year warranty against defects.

SMARTdri™ Plus Versatile Hand Dryer

Color

- Standard: white.
- Optional: black, brushed stainless steel.

Voltage

- 120V, 240/208V, 1-phase.

Construction

- Die cast aluminum housing.

Sound level

- 73 to 85 dBA with hands.

Heating element

- Helical coil nickel-chromium alloy wire.

Control

- 3 speeds motor settings and on/off heating option.

Installation

- Surface-mounted.

Warranty

- 5-year warranty against defects.

Models

Product #	Price	Color	Watts	Volts	Weight	
					lb	kg
VERDEdri™						
Q-974A2	1212.00	White	950 to 1150	110 to 277	8.3	3.7
Q-162A2	1212.00	Black	950 to 1150	110 to 277	8.3	3.7
Q-973A2	1474.00	Stainless steel	950 to 1150	110 to 277	9.9	4.4
SMARTdri™ Plus						
K-974P	1395.00	White	400-1200	120	11.6	5.2
K4-974P	1395.00	White	425-1250	240/208	11.6	5.2
K-162P	1750.00	Black	400-1200	120	11.6	5.2
K4-162P	1750.00	Black	425-1250	240/208	11.6	5.2
K-973P	1556.00	Stainless steel	400-1200	120	14.2	6.4
K4-973P	1556.00	Stainless steel	425-1250	240/208	14.2	6.4

XCE Xlerator High Velocity Hand Dryer



Features

Color

- Standard: white (W).

Finish

- Standard: epoxy/polyester powder paint.
- Optional : White polymer BMC (BW), P126 (C), graphite (GR) or brushed stainless steel (SB).

Voltage

- 110-120V, 208-240V, 1-phase

Construction

- Standard die cast zinc alloy monobloc housing.

Fan

- Motor operating at 20,000 rpm.
- Air volume at high velocity of 19,000 lfm.
- Adjustable motor speed.
- Includes 1.1 in. noise reduction nozzle which brings the sound level down to 71 dBA (81 dBA with hands).

Heating element

- Helical coil nickel-chromium alloy wire mounted inside the blower housing.
- Adjustable heat control : High, Medium, Low and Off.

Control

- Infrared optical sensor to activate hand dryer.
- 35 second lockout feature if hands are not removed.

Installation

- Surface mounted.

Warranty

- 5-year warranty against defects.

Application

- Bar, school, penitentiary, restaurant, commercial mall.

Models

Product #	Price	Color ¹	Volts	Watts	No heat watts	Weight	
						lb	kg
XL-W-11N-110-120V	1538.00	W	110-120	1240-1450	460-530	17	7.7
XL-BW-11N-110-120V	1396.00	BW				15	6.8
XL-GR-11N-110-120V	1621.00	GR				17	7.7
XL-C-11N-110-120V	1755.00	C				17	7.7
XL-SB-11N-110-120V	1755.00	SB				16	7.3
XL-W-11N-208-240V	1538.00	W	208-240	1160-1490	425-500	17	7.7
XL-BW-11N-208-240V	1396.00	BW				15	6.8
XL-GR-11N-208-240V	1620.00	GR				17	7.7
XL-C-11N-208-240V	1755.00	C				17	7.7
XL-SB-11N-208-240V	1755.00	SB				16	7.3

¹ W (White), BW (White polymer BMC), GR (Graphite), C (Chrome), SB (Brushed stainless steel). Eco model available on demand (-ECO).

Options

# Product Kit	Price	Description
XL-40502	559.00	ADA compliant stainless steel recess
XL-89S	630.00	Wall guard – stainless steel, 2 per box
XLP-89B	415.00	Microban® anti-microbial plastic wall guard - black
XLP-89W	415.00	Microban® anti-microbial plastic wall guard - white

GT130

Smart Gateway



OTH4000-ZB

Smart Thermostat - Zigbee



Remote access requires an Internet connection.

Remote access requires an Internet connection and a GT130 smart gateway (not included).

GT130 Features

Type

- Smart gateway that provides remote access to the OTH3600-GA-ZB and OTH4000-ZB.
- Transmitter module:
IC: 22394-ZBM1501, 21098-ESPWROOM32
FCC ID: 2AK2T-ZBM1501, 2AC 7Z-ESPWROOM32

Color

- Standard: black.

Voltage

- 120V adapter included.

Internet connection

- Ethernet cable included.

Protocol

- Secure and encrypted.

Installation

- Desk support included.

Application

- Zigbee-compatible controls.

Warranty

- 3-year warranty against defects.

OTH4000-ZB Features

Type

- Programmable electronic proportional pulsing line voltage smart thermostat.
- Transmitter module:
IC: 22394-ZBM1501

Color

- Standard: white.

Voltage

- 120/208/240V, 60 Hz.

Rating

- Maximum load: 16.7A at 120/208/240V.
- Minimum load: 1.25A at 120/208/240V.

Control

- 10-minute cycle (forced-air heater) or 15-second cycle (convector).
- Resolution: 0.5 °C (1 °F).
- Precision: ± 0.15 °C (0.27 °F) on 15-second cycle.
- Precision: ± 0.5 °C (1 °F) on 10-minute cycle.

Temperature range

- 5 °C (41 °F) to 30 °C (86 °F).

Display

- Digital screen with black backlit.
- Display forced-air heater mode and keypad lock (when activated).
- Outside temperature display.
- Temperature display format (°C or °F) and time format (24h or 12h).
- Programming features are accessible only through the Neviweb app. The connectivity requires a GT130 smart gateway.

Installation

- 2-wire thermostat, easy to install.

Application

- Baseboard heater, radiant ceiling, convector and forced-air convector.

Warranty

- 3-year warranty against defects.

Models

Product #	Price	Description	Watts	Volts
GT130 ¹	131.00	Smart gateway that provides remote access to the OTH3600-GA-ZB and OTH4000-ZB	-	-
OTH4000-ZB ²	130.00	Smart thermostat - Zigbee	2000/3465/4000	120/208/240

¹ Standard color is black.

² Standard color is white.

OTH3600-GA-V2

Non Programmable Electronic Thermostat
for Floor Heating System



Compliance with standard
CAN/CSA-C828-19

OTH3600P-GA

Programmable Electronic Thermostat
for Floor Heating System



Compliance with standard
CAN/CSA-C828-13

OTH3600-GA-V2 Features

Type

- Non programmable, electronic, double-pole, 4-wire thermostat for floor heating system.

Color

- Standard: white.

Voltage

- 120/208/240V, 50/60 Hz.

Rating

- 15A at 120/208/240V.

Control

- 15-minute cycle.
- Resolution and precision: ± 0.5 °C (1 °F).
- Auxiliary contact offers the possibility of controlling supplemental heat sources to be added by either using an expansion unit (TR1310-120-240GA) for heated floors or using a low voltage relay and a low voltage transformer for an electric heater.

Temperature range

- Floor: 5 °C (40 °F) to 30 °C (86 °F).
- Ambient: 5 °C (40 °F) to 30 °C (86 °F).

Temperature control mode

- A mode: Ambient temperature control and possibility of limiting the temperature of the floor using an external temperature sensor.
- F mode: Floor temperature control using and external temperature sensor and possibility of limiting the ambient temperature.

Display

- Digital display of actual and setpoint temperature (°C or °F), heating level.
- GFCI fault indicator.
- Backlit.

Installation

- 4-wire thermostat with ambient and floor sensor.

Warranty

- 3-year warranty against defects.

OTH3600P-GA Features

Type

- Programmable, electronic, double-pole, 4-wire thermostat for floor heating system.

Color

- Standard: white.

Voltage

- 120/208/240V, 50/60Hz.

Rating

- 15A at 120/208/240V.

Control

- 15-minute cycle.
- Resolution and precision: ± 0.5 °C (1 °F).
- Auxiliary contact offers the possibility of controlling supplemental heat sources to be added by either using an expansion unit (TR1310-120-240GA) for heated floors or using a low voltage relay and a low voltage transformer for an electric heater.

Temperature range

- Floor: 5 °C (40 °F) to 30 °C (86 °F).
- Ambient: 5 °C (40 °F) to 30 °C (86 °F).

Display

- Digital display of actual and setpoint temperature (°C or °F), heating level, actual mode and clock (12 or 24-hour format).
- Temperature setpoint and settings are permanently recorded.
- Time and date retained up to 8 hours during a power outage.
- GFCI fault indicator.
- Backlit.

Program

- 7 days, 4 settings/day.
- Pre-programmed or personalized schedule.

Mode

- Automatic, Manual, No freeze and Sleep.
- Boost (timer) available in ambient mode with auxiliary contact.

Installation

- 4-wire thermostat with ambient and floor sensor.

Warranty

- 3-year warranty against defects.

OTH3600-GA-ZB

Smart Thermostat - Zigbee
for Floor Heating System



TH1310WF

Smart thermostat - Wi-Fi
for floor heating system



OTH3600-GA-ZB & TH1310WF Features

Type

- Programmable, electronic, double-pole, 4-wire smart thermostat for floor heating system.

Color

- Standard: white.

Voltage

- 120/208/240V, 50/60Hz.

Rating

- 15A at 120/208/240V.

Control

- 15-minute cycle.
- Resolution and precision: ± 0.5 °C (1 °F).
- Auxiliary contact offers the possibility of controlling supplemental heat sources to be added by either using an expansion unit (TR1310-120-240GA) for heated floors or using a low voltage relay and a low voltage transformer for an electric heater.

Temperature control mode

- A mode: Ambient temperature control and possibility of limiting the temperature of the floor using an external temperature sensor.
- F mode: Floor temperature control using and external temperature sensor and possibility of limiting the ambient temperature.

Temperature range

- Floor: 5 °C (40 °F) to 36 °C (96 °F).
- Ambient: 5 °C (40 °F) to 36 °C (96 °F).

Display

- Digital display of actual and setpoint temperature (°C or °F), heating level, actual mode and clock (12 or 24-hour format).
- Outside temperature display.
- Temperature setpoint and settings are permanently recorded.
- GFCI fault indicator (ground fault circuit interrupter).
- Black backlit.

Program

- Programming features are accessible only through the Neviweb app.
OTH3600-GA-ZB: The connectivity requires a GT130 smart gateway.
TH1310WF: The connectivity requires a Wi-Fi signal.

Installation

- 4-wire thermostat with ambient sensor and floor sensor.

Warranty

- 3-year warranty against defects.



TR1310 Features

The TR1310 series expansion units are specially designed for large floor heating applications exceeding 15 Amps. They drive their own part of the floor and are also equipped with a ground fault circuit interrupter (GFCI). These modules, which are controlled by a main thermostat of the OTH3600 series, require only one thermostat to regulate large areas.

Models

Product #	Price	Description	Amp.	Volts	Protection
OTH3600-GA-V2 ^{2,3}	183.00	Non programmable electronic thermostat for floor heating system			
OTH3600P-GA ^{2,3}	218.00	Programmable electronic thermostat for floor heating system			
OTH3600-GA-ZB ^{2,3}	269.00	Smart thermostat - Zigbee for floor heating system	15	120/208/240	Class A GFCI 5 mA ¹
TH1310WF ^{2,3}	252.00	Smart thermostat - Wi-Fi for floor heating system			
TR1310-120-240GA ³	168.00	Expansion unit for floor heating system			
GT130 ⁴	131.00	Smart gateway that provides remote access to the OTH3600-GA-ZB and OTH4000-ZB	-	-	-

¹ GFCI: Ground fault circuit interrupter.

² 15' (4.6 m) floor sensor included.

³ Standard color is white.

⁴ Standard color is black.

Use of the Works with Apple badge means that an accessory has been designed to work specifically with the technology identified in the badge and has been certified by the developer to meet Apple performance standards. Apple is not responsible for the operation of this device or its compliance with safety and regulatory standards. HomeKit is a trademark of Apple Inc. Neviweb* is a registered trademark of Sinopé Technologies Inc. in Canada and the United States. Apple and the Apple logo are trademarks of Apple Inc., registered in the U.S. and other countries. App Store is a service mark of Apple Inc., registered in the U.S. and other countries. Google Play and the Google Play logo are trademarks of Google Inc. The Wi-Fi CERTIFIED™ Logo is a certification mark of Wi-Fi Alliance*.

OTH3000, 4000, 5007

Non Programmable Electronic Thermostats

OTH3000P, 4000P

Programmable Electronic Thermostats



CSA-C828-13
Performance Standard
(except OTH5007)

ICES-003 Standard
Compliant
(except OTH5007)

Features

Type

- Electronic proportional pulsing line voltage thermostat.

Color

- Standard: white.

Voltage

- OTH3000-A, OTH4000-A, OTH3000P-A and OTH4000P-A: 120/208/240V, 50/60 Hz.
- OTH5007: 277/347V, 50/60 Hz.

Rating

- Maximum load:
 - OTH3000-A and OTH3000P-A: 12.5A at 120/208/240V.
 - OTH4000-A and OTH4000P-A: 16.7A at 120/208/240V.
 - OTH5007: 14.4A at 277/347V.
- Minimum load: 1.25A at 120/208/240/277/347V.

Control

- 10-minute cycle (fan-forced convector) or 15-second cycle (convector).
- Resolution: 0.5 °C (1 °F).
- Precision: ± 0.15 °C (0.27 °F) on 15-second cycle.
- Precision: ± 0.5 °C (0.1 °F) on 10-minute cycle.

Temperature range

- 5 °C (41 °F) to 30 °C (86 °F).

Display

- Digital screen with white LED backlit (except OTH5007).
- Display fan-forced heater mode and keypad lock (when activated).
- Choice of temperature display format (°C or °F) and for programmable thermostats, time format (24h or 12h).

Other feature

- Temperature setpoints recorded permanently in case of a power outage.
- Ability to set minimum and maximum setpoints.
- Night light mode for the display LED (except OTH5007).

Installation

- 2-wire thermostat, easy to install.
- OTH5007 : Not compatible with a product equipped with a transformer.

Application

- Baseboard heater, radiant ceiling, convactor and fan-forced convector.

Warranty

- 3-year warranty against defects.

Features OTH3000P, 4000P

Program

- Programming available for up to 4 periods a day.

Mode

- Automatic, Manual, Economy.

Other feature

- Early start of the heating period.

Models

Product #	Price	Description	Watts	Volts
OTH3000-A	53.00	Non programmable electronic proportional pulsing line voltage thermostat	1500/2600/3000	120/208/240
OTH4000-A	65.00		2000/3465/4000	120/208/240
OTH5007	134.00		4000/5000	277/347
OTH3000P-A	78.00	Programmable electronic proportional pulsing line voltage thermostat	1500/2600/3000	120/208/240
OTH4000P-A	89.00		2000/3465/4000	120/208/240

Standard color is white.

OTH24-V2

Low Voltage Non Programmable Electronic Thermostat (2 outputs)



OTH24-AFR

Low Voltage Programmable Electronic Thermostat (2 outputs)



Features

Type

- Low voltage electronic thermostat.

Color

- Standard: white.

Voltage

- 24Vac, 50/60 Hz.

Power

- 1A per output (2 outputs).

Mode

• First output (main):

A mode: Ambient temperature control.

Note: Floor temperature can be controlled using an external temperature sensor when a floor heating cable is used as the heating source.

F mode: Floor temperature control using an external temperature sensor with ability to control the ambient temperature.

• Second output (auxiliary):

The second output is activated if the first heating system controlled by the first output cannot reach the temperature setpoint.

Control

- 15-second cycle or 5, 10, 15, 20, 25, 30-minute cycle (individually adjustable on each output).
- Adjustment of the minimum Time ON and minimum Time OFF on the main output. Defines the minimum time for which the output

- can be turned ON or turned OFF (used for heating system with a purge).
- Pump exercise OFF/ON (if set to ON, the thermostat activates its main output for 1 minute every 24 hours to prevent pump from seizing).
- Resolution: 0.5 °C (1 °F).

Display

- Digital display of ambient temperature (°C or °F), heating level indicator and temperature setpoint.
- Backlit - permanent or activated on request.
- Temperature setting recorded permanently.

Temperature range

- 5 °C to 36 °C (41 °F to 97 °F).

Storage Temperature

- -20 °C to 50 °C (-4 °F to 158 °F).

Installation

- 3-wire thermostat (minimum).

Application

- 2 low voltage outputs that can be connected using a 24V relay and a transformer to control electric baseboard heaters, convectors, forced-air convectors, electric heating floors, water pumps and boilers. Note: Select the cycle according to the type of heating.

Warranty

- 3-year warranty against defects.

OTH24-AFR Features

Configuration

- "Installer" configuration menu used to lock certain thermostat functions with a 4-digit code. Ideal for restricting access to programming functions or to the temperature setpoint.

Mode

• First output (main):

P mode: Proportional control with fixed cycle rate. This mode works without using a temperature sensor (ideal for controlling radiant heating units).

- "Boost" (timer) function on the auxiliary output (only available in Ambient or Proportional mode).

Program

- 4 programming modes:
 - No freeze: The thermostat maintains a temperature setpoint of 5 °C (41 °F).
 - Manual: All settings must be adjusted manually.
 - Automatic: The thermostat automatically changes the temperature settings according to the programmed settings:
 - "5-2": One program for weekdays and one for the weekend.
 - "7": A different program for every day of the week.
 - Off (Sleep mode).

Models

Product #	Price	Description	Amp.	Volts
OTH24-V2	72.00	Low voltage non programmable electronic thermostat (2 outputs)	1A	24
OTH24-AFR	116.00	Low voltage programmable electronic thermostat (2 outputs)		

Electronic Thermostats



TH114-A-240D



TH401

Double-Pole Line Voltage Electronic Thermostat

Product #	Price	Watts	Volts	Amp.	Description
TH114-A-240D	92.00	3600	240/208	15	Non programmable electronic double-pole line voltage thermostat

Standard color is white.

Non Programmable Electronic Thermostat

Product #	Price	Watts	Volts	Description
TH401	44.00	1250/2160/2500	120/208/240	Non programmable electronic thermostat

Standard color is white.

Mechanical Thermostats



T87K1015



T822K1034



OTL221, OTL222



TH105PLUS-U



TH140

Mechanical Low Voltage Thermostats

Product #	Price	Description
T87K1015	130.00	Mechanical low voltage thermostat, round 10 °C to 35 °C
T822K1034	63.00	Mechanical low voltage thermostat, rectangular, 10 °C to 32 °C

Standard color is white.

Mechanical Line Voltage Thermostats

Product #	Price	Description	Temperature
OTL221	22.00	Mechanical thermostat, single-pole, single-throw, 22A at 120/208/240/277V, Celsius and Fahrenheit	5 °C to 32 °C 41 °F to 90 °F
OTL222	34.00	Mechanical thermostat, double-pole, single-throw, 22A at 120/208/240/277V, Celsius and Fahrenheit	5 °C to 32 °C 41 °F to 90 °F


Standard color is white.

Programmable Electronic Thermostat (Low or Line Voltage)

Product #	Price	Amp.	Volts	Description
TH140-28-01-B	120.00	5A (resistive) 2A (inductive)	24/120/240	Programmable battery-powered electronic thermostat
TH105PLUS-U	66.00	14.6A (resistive)	120/240	Programmable electronic thermostat

Standard color is white.

Low Voltage Relays



Universal Guards



On/Off Relays

Product #	Price	Volts 60 Hz	Resistive Charge (A)
Without transformer			
RC840	55.00	120/208/240 347	22 18
R841D1036	131.00	600	10
With transformer			
RC840T-120	103.00	120	22
RC840T-240	74.00	208/240	22
RC840T-347	80.00	347	18
R841C1151	140.00	600	10

Note: Not recommended for fast-cycling modulated regulation (more than 6 cycles/hr). For fast-cycling heating equipment Solid State Relay.
Meant for external installation only. For installation inside heaters, refer to the options table of the concerned product series.

Universal Guards

Product #	Price	Description	Inside Dimension (Length X Height X Depth)
F29-0143	51.00	Clear plastic thermostat guard	6 3/8 in. X 3 1/2 in. X 3 in.
F29-0198	51.00	Clear plastic thermostat guard	8 1/4 in. X 5 3/8 in. X 3 1/2 in.
F29-0193	81.00	Metal thermostat guard	6 in. X 3 13/16 in. X 3 1/8 in.

Triac Relays

Product #	Price	Volts 60 Hz	Resistive Charge (A)	Input Signal
Without transformer				
RT850	79.00	100 to 347	23	4-32VDC, 24VAC
CCT-25-1-C1	117.00	208/240/347	25	3-32VDC, 24VAC
CCT-30-1-C2	160.00	48-600	30	3-32VDC, 24VAC
With transformer				
RT850T-240	93.00	208/240	23	19.2/24VAC
RT850T-347	91.00	347	23	24VAC
CCT-25-1-C2-T	137.00	208/240/277/347	25	14.4/16.6/19.2/24VAC

Note: Meant for external installation only. For installation inside heaters, refer to the options table of the concerned product series.

Other Products Available

Complete catalog page and product price available at www.ouellet.com



Merchandise Returns

Any request for a return merchandise authorization must be sent to Customer Service. You must provide the purchase order number for each product purchased. Some fees may apply. Returned merchandise must be shipped "pre-paid." All the steps to follow are set out in the "Merchandise Returns" form sent out with the authorization number. This number must be visible on all product return packages. Products must arrive at the destination in good condition. Certain product series cannot be returned, if for example they are in special colors, are assembled with options not commonly ordered, are custom made. A copy of the policy is available upon request.

Spare Parts

Information regarding spare parts can be found on our Website.

Spare Parts for Discontinued Products

Ouellet is committed to maintaining an inventory of replacement parts for discontinued products for the duration of their warranty period. Where appropriate, a discontinued product may be replaced with an equivalent product. For more details contact our Customer Service Department.

Important Notice

The thermostat should not be considered as a foolproof system when maintaining a certain temperature is deemed critical, such as for hazardous material storage, computer server rooms, etc. In these cases, it is imperative to add a monitoring system to avoid the consequences of thermostat failure.



Color Chart

Ouellet knows that today's customers ask for heating products that blend into their interior design. That is why we are proud to introduce the most comprehensive selection of colors and finishes ever offered by any heating manufacturer. Our wide variety of optional colors gives our customers added flexibility at standard color lead times.





Our standard corrosion and heat-resistant white and almond are at the top of the line in today's paint technology, helping your unit maintain that brand new look for years and years.

You can choose from our custom color chart and get Ouellet heaters exactly the way you want them for those projects where specific colors are desired. We also offer the possibility of anodizing aluminum products.

Standard colors¹



Optional colors²



¹ White gloss may vary according to product Series.

² Upcharge applicable for the optional colors for the series of product for which they are offered.

Note: Due to the printing process, the colors may vary from the actual colors.

Touch-Up Paint

Product # ¹ Kit	Price	Description
KIT-PEINT	32.00	Brush paint, 1/2 ounce (15 ml)

¹ Add "BL" for white, "AM" for almond. Other colors available upon request.

Wall Thermostats Reference Chart

Thermostat Models									
The suggested thermostats may be incompatible with certain voltage or power levels of the product line; please consult the thermostat instruction manual to verify compatibility.									
Series	OTH3000-A OTH3000P-A OTH4000-ZB	OTH4000-A OTH4000P-A TH114-A-240D	OTH5007	OTH3600-GA OTH3600P-GA OTH3600-GA-ZB TH1310WF	OTH-24-V2/ OTH24-AFR with built in relay or RT850 ¹	OTH-24-V2/ OTH24-AFR RC840 ¹⁻²	TH140	OTL221 ² OTL222 ²	Others
Residential									
Convection Heaters									
OFM		✓	✓		✓	✓		✓	
ODL		✓	✓		✓	✓		✓	
OCE		✓			✓				
OCT		✓			✓				
ONC		✓	✓		✓	✓		✓	
OPP		✓	✓		✓	✓		✓	
OPPM		✓	✓		✓	✓		✓	
Forced-Air Heaters									
OFB		✓ ²			✓ ²	✓ ²		✓	
OVE		✓ ²			✓ ²	✓ ²		✓	
OVS		✓ ²	✓ ²		✓ ²	✓ ²		✓	
OVC		✓ ²	✓ ²		✓ ²	✓ ²		✓	
OVRP		✓ ²	✓ ²		✓ ²	✓ ²		✓	
OVR		✓ ²	✓ ²		✓ ²	✓ ²		✓	
OCP		✓ ²			✓ ²	✓ ²		✓	
OFH		✓ ²			✓ ²	✓ ²		✓	
OFE						✓ ³	✓		TH522/622
Radiant Heating									
ORC		✓	✓		✓	✓		✓	
ORP		✓	✓		✓	✓		✓	
OTM				✓	✓	✓			
OTR				✓	✓	✓			
OWF-R				✓	✓	✓			
OWC				✓	✓	✓			
OWS-T									ETO2, DS-2C
Architectural									
Convection Heaters									
OTS		✓	✓		✓	✓		✓	
OMP		✓	✓		✓	✓		✓	
OMB		✓	✓		✓	✓		✓	
OHB		✓	✓		✓	✓		✓	
ODB		✓	✓		✓	✓		✓	
ODBA		✓	✓		✓	✓		✓	
OCB		✓	✓		✓	✓		✓	
ODI		✓	✓		✓	✓		✓	
ODIA		✓	✓		✓	✓		✓	
OPR		✓	✓		✓	✓		✓	
OPA		✓	✓		✓	✓		✓	
OPI		✓	✓		✓	✓		✓	
OLA		✓	✓		✓	✓		✓	
OLI		✓	✓		✓	✓		✓	
Forced-Air Heaters									
OCA						✓		✓	
OAWH						✓		✓	
Commercial									
Forced-Air Heaters									
OAC						✓		✓	
OACP						✓		✓	
ODS						✓		✓	
OHV						✓		✓	
ORA							✓	✓	
Industrial									
Convection Heaters									
XB									XB-TM
OPXA									OUE-BTX1-E-A XET-1-E-A OUE-XDC-01
Forced-Air Heaters									
OAS						✓		✓	
OAV						✓		✓	
OHX									OUE-BTX2-15A-W-N-A OUE-XET1-1-W-N-A
OWD									OWD-TM
Radiant Heating									
OKB					✓				

¹ Optional built-in on/off relay or triac relay available.

² Long cycle mode.

³ Relay not required. One heating stage only.

Electric Current Table

Power kW	Volts (ph)												
	120V (1)	208V (1)	208V (3)	240V (1)	240V (3)	277V (1)	347V (1)	416V (1)	416V (3)	480V (1)	480V (3)	600V (1)	600V (3)
0.3	2.50	1.45	0.83	1.25	0.72	1.09	0.87	0.73	0.42	0.63	0.36	0.50	0.29
0.4	3.34	1.92	1.11	1.67	0.97	1.45	1.16	0.97	0.56	0.84	0.49	0.67	0.39
0.5	4.17	2.41	1.39	2.09	1.21	1.81	1.44	1.21	0.70	1.05	0.61	0.84	0.49
0.6	5.00	2.89	1.66	2.50	1.45	2.17	1.73	1.45	0.84	1.25	0.72	1.00	0.58
0.75	6.25	3.61	2.09	3.13	1.81	2.71	2.17	1.81	1.05	1.57	0.91	1.25	0.72
0.8	6.67	3.85	2.23	3.34	1.93	2.89	2.31	1.93	1.12	1.67	0.97	1.34	0.77
1.0	8.34	4.81	2.78	4.17	2.41	3.61	2.89	2.41	1.39	2.09	1.21	1.67	0.97
1.2	10.00	5.77	3.34	5.00	2.89	4.34	3.46	2.89	1.67	2.50	1.45	2.00	1.16
1.25	10.42	6.01	3.47	5.21	3.01	4.52	3.61	3.01	1.74	2.61	1.51	2.09	1.21
1.4	11.67	6.73	3.89	5.84	3.38	5.06	4.04	3.37	1.95	2.92	1.40	2.34	1.35
1.5	12.50	7.22	4.17	6.25	3.61	5.42	4.33	3.61	2.09	3.13	1.81	2.50	1.45
1.6	13.34	7.70	4.45	6.67	3.86	5.78	4.61	3.85	2.23	3.34	1.93	2.67	1.54
1.75	14.59	8.42	4.87	7.30	4.22	6.32	5.05	4.21	2.43	3.65	2.11	2.92	1.69
2.0	16.67	9.62	5.56	8.34	4.82	7.22	5.77	4.81	2.78	4.17	2.41	3.34	1.93
2.25	18.75	10.82	6.25	9.38	5.42	8.13	6.49	5.41	3.13	4.69	2.71	3.75	2.17
2.5	20.84	12.02	6.95	10.42	6.02	9.03	7.21	6.01	3.47	5.21	3.01	4.17	2.41
3.0	25.00	14.43	8.34	12.50	7.23	10.83	8.65	7.22	4.17	6.25	3.61	5.00	2.89
4.0	33.34	19.23	11.12	16.67	9.64	14.44	11.53	9.62	5.56	8.34	4.82	6.67	3.86
4.5	37.50	21.64	12.50	18.75	10.84	16.25	12.97	10.82	6.25	9.38	5.42	7.50	4.34
5.0	41.67	24.04	13.90	20.84	12.05	18.05	14.41	12.02	6.95	10.42	6.02	8.34	4.82
6.0	50.00	28.85	16.68	25.00	14.45	21.66	17.30	14.43	8.34	12.50	7.23	10.00	5.78
7.5	62.50	36.06	20.84	31.25	18.06	27.08	21.62	18.03	10.42	15.63	9.03	12.50	7.23
8.0	66.67	38.47	22.23	33.34	19.27	28.88	23.06	19.23	11.12	16.67	9.64	13.34	7.71
9.0	75.00	43.27	25.01	37.50	21.68	32.49	25.94	21.64	12.51	18.75	10.84	15.00	8.67
10.0	83.34	48.08	27.79	41.67	24.09	36.11	28.82	24.04	13.90	20.84	12.05	16.67	9.64
12.0	100.00	57.70	33.25	50.00	28.90	43.33	34.59	28.85	16.68	25.00	14.45	20.00	11.56
14.0	116.67	67.31	38.91	58.33	33.72	50.54	40.35	33.65	19.45	29.17	16.86	23.33	13.49
15.0	125.00	72.12	41.69	62.50	36.13	54.16	43.23	36.06	20.84	31.25	18.06	25.00	14.45
18.0	150.00	86.54	50.02	75.00	43.35	64.99	51.88	43.27	25.01	37.50	21.68	30.00	17.34
20.0	166.67	96.16	55.58	83.34	48.17	72.21	57.64	48.00	27.75	41.67	24.09	33.34	19.27
24.0	200.00	115.39	66.69	100.00	57.80	86.65	69.17	57.70	33.35	50.00	28.90	40.00	23.12
25.0	208.34	120.20	69.48	104.17	60.21	90.26	72.05	60.10	34.74	52.09	30.11	41.67	24.09
30.0	250.00	144.23	83.37	125.00	72.25	108.31	86.46	72.12	41.69	62.50	36.13	50.00	28.90
35.0	291.67	168.27	97.27	145.84	84.30	126.36	100.87	84.14	48.64	72.92	42.15	58.34	33.72
40.0	333.34	192.31	111.16	166.67	96.34	144.41	115.28	96.16	55.58	83.34	48.17	66.67	38.54
45.0	375.00	216.35	125.06	187.50	108.38	162.46	129.69	108.18	62.53	93.75	54.19	75.00	43.35
50.0	416.67	240.39	138.95	208.34	120.43	180.51	144.10	120.20	69.48	104.17	60.21	83.34	48.17
55.0	458.34	264.43	152.85	229.17	132.47	198.56	158.51	132.22	76.43	114.59	66.24	91.67	52.99
60.0	500.00	288.47	166.75	250.00	144.51	216.61	172.91	144.23	83.37	125.00	72.25	100.00	57.80

Example

Amperage single-phase supplies (1 ph)

$$\frac{\text{Watts}}{\text{Volts}} = \text{Amp.}$$

Amperage three-phase (3 ph)

$$\frac{\text{Watts}}{\text{Volts X 1.73}} = \text{Amp.}$$

Resistance (ohms)

$$\frac{\text{Volts}^2}{\text{Watts}} = \text{ohms or } \frac{\text{Volts X Volts}}{\text{Watts}} = \text{ohms}$$

Warranty

Ouellet Canada Inc. products are guaranteed against all defects for a minimum of one year following the date of purchase or as extended warranties specified below.

The company's responsibility is limited to the replacement of defective parts. This warranty shall be limited to the actual equipment involved and does not cover installation or removal costs, travel time, or freight-related expenses.

Defects must be reported to Ouellet Canada to obtain an authorization of repair or replacement. Repairs may be performed at the factory or any authorized Ouellet repair center.

This warranty does not apply to damages, failure, or the results of an accident, alteration, misuse, abuse, incorrect installation, or operation from an incorrect power source.

Extended Warranty - Subject to the aforementioned conditions

1-year warranty on the paint 10-year warranty on the heating element	ORP
1-year warranty against defects 3-year warranty on the heating elements	OAU
1-year warranty against defects 90-day warranty on the heating element (for industrial applications only)	OCF, DECOR
2-year warranty against defects	ORA-C, ORA-HX, OCC (-MO model), OCC-WB, OCC-RF
2-year warranty against defects 5-year warranty on the heating element	OFB
3-year warranty against defects	OMB, OHB, ODB, ODI, OCB, ODBA, ODIA, OPR, OPA, OPI, OLA, OLI, OCA, OAWH, OAC, OACP, OAE, OCC (-MF model), OPH, OAS, OAV, OHX, OTH3000, OTH3000P, OTH4000, OTH4000P, OTH5007, GT130, OTH3600-GA-ZB, OTH4000-ZB, OTH3600-GA, OTH3600P-GA, OTH-24-V2, OTH24-AFR, TH1310WF
3-year warranty against defects 10-year warranty on the heating element	OPP, OPPM, ODS, OTS, OMP
5-year warranty against defects	OCE ² , OCT ¹ , ONC, OHY, OVC, OVE, OVS, OVRP, OVR, OCP, OFH, OFE-C, OFE-A, OFE-B, OFE-ECM, ORA-EC40, OHV, OSM-AD, OSM-AF, OSM-AT, OSM-VD, OSM-SD, XCE
5-year warranty against defects Lifetime warranty on the heating element for the initial end user	ODL, OFM
5-year warranty on the motor. Other parts except filters and pre-filters 1-year.	OSA, OSK
10-year warranty against defects	ORC
10-year warranty on the heating cable	OWS-T
20-year warranty on the heating cable	OTM, OWC-M, OWC-R
25-year warranty on the heating cable	OTR, OWF-R
1-year basic warranty on the heating cable	OSR-NA, OSR-MA, OSR-HA, OSR-PI, ORF-P, ORF-R
10-year basic warranty on parts and 10-year basic warranty on the compressor (labor not included)	OTP-E, OTP-H, OTP-C, OTP-P, OTP-O, OTP-MZ, OTP-F
10-year labour warranty available (parts and labor with system replacement if the compressor fails)	OTP-C, OTP-P, OTP-O, OTP-MZ, OTP-F

¹ The warranty is valid only if the heater is controlled by a proportional pulsing electronic thermostat with a cycle of 15 seconds maximum.

² The warranty is valid only if the heater is controlled by an electronic proportional pulsing thermostat with a cycle of 15 seconds maximum and the junction box must be fixed to the wall with the anchor.

Prices, specifications and warranties may change without prior notice.

