

# ODHx, ODHxT


## Custom Electric Duct Heaters



Slip-in electric duct heater  
ODHI (open coil element)  
ODHIT (tubular element)



Flanged electric duct heater  
ODHF (open coil element)  
ODHFT (tubular element)



Round electric duct heater  
ODHR (open coil element)  
ODHRT (tubular element)



### Features

#### Finishing

- Unpainted galvanized steel

#### Voltage

- 120V, 208V, 240V, 277V, 347V, 480V, 600V, 1- or 3-phase

#### Construction

- Heavy-duty, corrosion-resistant, galvanized steel enclosure, 20- to 16-gauge
- Easy-access junction box door
- Double thermal protection with manual and automatic reset
- Neoprene gasket (optional add-on)
- NEMA 4 and NEMA 4X control box (optional)
- Stainless steel heating element assembly (option SS)

#### Element

- Two heating element models (0.1kW to 1000kW heating capacity):
  - Open coil element, nickel-chrome: up to 25.5kW/ft.<sup>2</sup> heating capacity
  - Tubular element (T), Incoloy 800: up to 13kW/ft.<sup>2</sup> heating capacity
- SCR-modulated elements to maintain a constant temperature using only the energy required

#### Control

- Built-in temperature limit sensor, connected to the circuit board (option TT)
- Electronic air-flow sensor (option P)
- For circuit board, sensor and electronic control options, refer to the options and controls table
- Control voltage: 010V, 210V (420 mA), 24VAC (PWM), 24VDC
- Heater interlocking terminal block included

#### Installation

- Vertical, horizontal, upward or downward air flow
- Frame installation options: slip-in (I), 1 in. flanged (25.4mm) (F) or with round collar (R)
- Round collar (ODHR): available for installation on 4in. to 40in. (102mm to 1,016mm) round ducts
- Rectangular collar (ODHI and ODHF): available for installation on ducts starting at 6in × 6in. (152mm × 152mm)

- Protective screens available for the left (option G) and right (option H)
- Maximum inlet air temperature: 27°C (81°F)
- Maximum outlet air temperature: 93°C (200°F)
- Designed and approved for zero-clearance to combustibles

#### Benefits

- Customizable, fully configurable: available in multiple models, sizes and capacities; the duct heaters can be fully adapted to all configurations and installation requirements
- Application versatility: suitable for preheating ventilation air as well as space heating; easily adapts to a wide variety of commercial and OEM applications
- Reliable and rapid performance: supplies the energy required to quickly reach and maintain the desired temperature, ensuring constant comfort
- Optimal efficiency and precise control: the modulation system combined with a temperature sensor guarantees precise, stable output tailored to specific needs

#### Warranty

- 3-year warranty

#### Application

- Residential, commercial, institutional and industrial
- Suitable for new installations and retrofits

# ODHx, ODHxT

## Technical Specifications

Product #	Model Type	Power (kW)	Voltage (V)	Phase (Qty)	Duct Dimensions (in.)
ODHI / ODHIT	Slip-in	Up to 1,000	120 to 600	1 or 3	6 × 6
ODHF / ODHFT	Flanged	Up to 1,000	120 to 600	1 or 3	6 × 6
ODHR / ODHRT	Round	Up to 1,000	120 to 600	1 or 3	4

UL certification: 25.5kW/ft<sup>2</sup> for ODHx and 13kW/ft<sup>2</sup> for ODHxT

## Electric Duct Heater Thermostats

Product # Kit	Price	Description
ET120	123.00	0-10V electronic thermostat (Celsius only)
ET180	54.00	24V electronic thermostat (Celsius only)
D010	47.00	Low Voltage Electronic Thermostat 24V
D070	54.00	Remote duct thermostat (use with CIR-048 only)

## List of Options Available

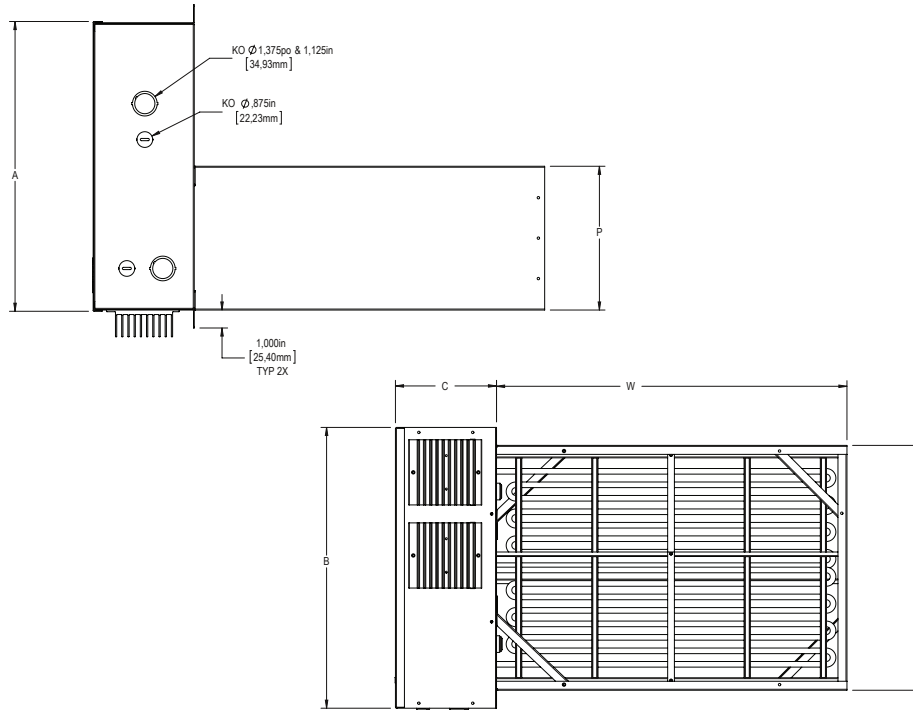
Option	Description	Option	Description	Option	Description
D	Transformer not included	O	OEM	GG	0.5in. perforated grille
E	Remote unit	P	External electronic air-flow sensor	HH	NEMA 4 or 4X control box (NEMA 12 included)
F	Vertical installation with horizontal air flow	R	Fan relay	II	Control box that matches duct height
G	Left-side protective screen	S	Horizontal installation with vertical air flow	JJ	Disconnect switch with door-release mechanism
H	Right-side protective screen	T	Supply duct temperature sensor	KK	Control fuse
I	Main circuit breaker	V	SCR rated for 2x amperage required	LL	SCR relay on each circuit
J	Main power disconnect switch	W	Indicator light	PP	Hinged door
K	Main power fuse	X	Grade A elements (80-20)	SS	Stainless steel heating element assembly
L	Power stage fuses	Y	Unbalanced 3-phase system	TT	Built-in temperature limit sensor
N	Adjustable differential pressure switch	CC	Heating element assembly same size as enclosure, left side	-#	Unique model identification

## List of standard components

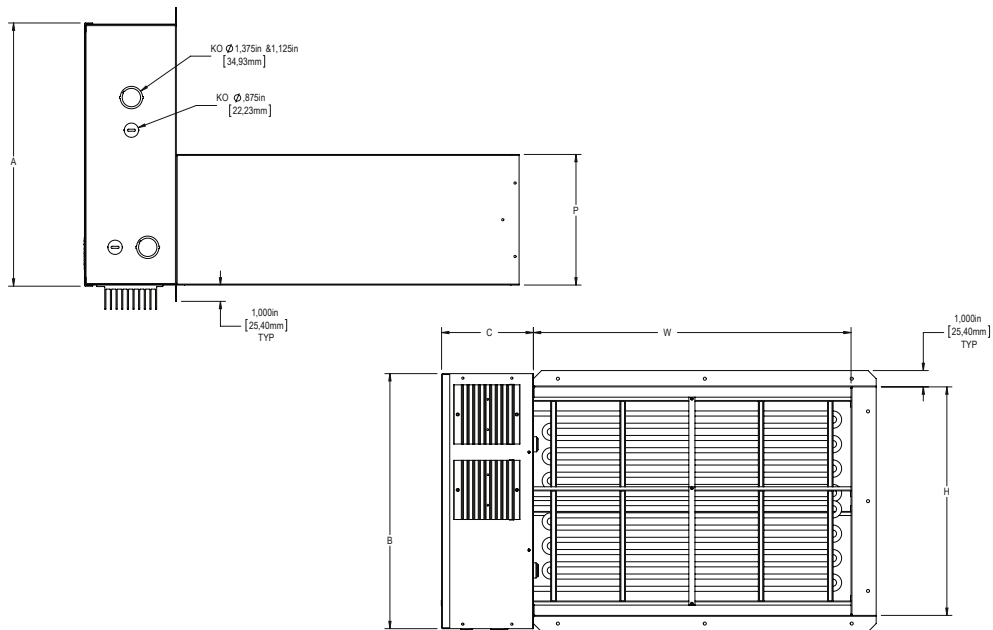
- Class II control transformer
- Magnetic contactors
- Relay and/or SCR (see wiring diagram)
- Automatic thermal protection
- Manual thermal protection

# ODHx, ODHxT

## ODHI Dimensional Drawings



## ODHF Dimensional Drawings



# ODHx, ODHxT

## ODHR Dimensional Drawings

