




OHX Explosion-Proof Unit Heater




Front view with built-in thermostat and disconnect switch




Rear view with built-in thermostat and disconnect switch



1



2



3



4



5

Features

Color

- Standard: red.

Finish

- Standard: epoxy/polyester powder paint.

Voltage

- 208V, 240V, 480V, 600V, 1 or 3-phase.

Construction

- 14-gauge steel cabinet.
- Adjustable anodized aluminum louvers.
- Cast aluminum control and element enclosure lids NEMA Type 7 and 9 with O-ring. 1
- Fan Guard: multiple horizontal stiffening wires. 2

Protection

- Stainless steel high temperature pressure relief device. 3
- Two high-limit temperature controls: one with automatic reset and one with manual reset.

Fan

- Explosion-proof, thermally protected, permanently lubricated ball bearing motor. 4
- 3 to 20kW: 1/4 HP, 1725 rpm.
- 25 to 35kW: 1/2 HP, 1725 rpm.

Temperature code

- Division System: 5 to 30kW = T3B 165 °C (329 °F), 3kW/35kW = T3A 180 °C (356 °F).
- Zone System T3 200 °C (392 °F).

Heat exchanger

- High grade metal-sheathed elements fins with ethylene glycol/water solution.
- Long-life, low watt density.
- Evacuated and sealed, carbon steel tube core with 10 aluminum fins per inch.

Control

- 120VAC control (standard). 5
- Optional 24VAC control (recommended due to safer voltage). Required for use with electronic thermostat.
- Optional built-in or wall thermostat (bi-metal or electronic).
- Optional built-in or wall disconnect switch.

Additional Options

- Pilot light.
- Continuous fan.
- Heresite coatings.

Installation

- Accessories available.

Warranty

- 3-year warranty against defects.

Application

- Paint storage area, petrochemical plant, refinery, chemical plant, mining industry, sawmill.

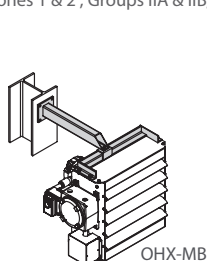
Consult the Electrical Code in your area before installing this unit.

Approved locations

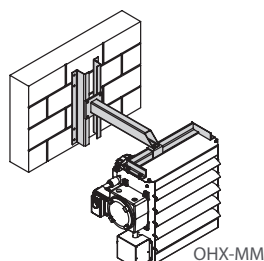
Class I, Divisions 1 and 2, Groups C and D.
Class II, Divisions 1 and 2, Groups F and G.
Temperature code: T3B (5 to 30kW), T3A (3/35kW).
Class I, Zones 1 & 2, Groups IIA & IIB, T3.

Temperature limitations

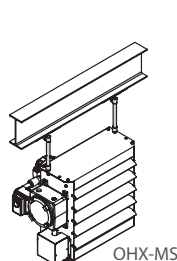
Ambient temperature: -40 °C to 40 °C (-40 °F to 104 °F).
Maximum altitude: 3048 m (10 000 ft.) above sea level.



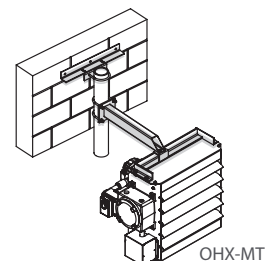
OHX-MB



OHX-MM



OHX-MS



OHX-MT

OHX

Models

kW	Product #						Price	BTU/hr	cfm	T° Rise		T° Code ²	Weight ¹	
	208V (1 ph)	208V (3 ph)	240V (1 ph)	240V (3 ph)	480V (3 ph)	600V (3 ph)				°C	°F		lb	kg
3.0	OHX03008	OHX03038	OHX03000	OHX03030	OHX03034	OHX03036	7790.00	10236	350	18.0	32.2	T3A	188	85.3
5.0	OHX05008	OHX05038	OHX05000	OHX05030	OHX05034	OHX05036	8206.00	17060	400	21.2	38.1	T3B	188	85.3
7.5	OHX07508	OHX07538	OHX07500	OHX07530	OHX07534	OHX07536	8800.00	25590	600	22.4	40.4	T3B	188	85.3
10.0	-	OHX10038	OHX10000	OHX10030	OHX10034	OHX10036	9394.00	34120	800	21.6	38.8	T3B	192	87.1
15.0	-	OHX15038	-	OHX15030	OHX15034	OHX15036	9694.00	51180	1200	21.7	39.1	T3B	224	101.6
20.0	-	-	-	-	OHX20034	OHX20036	10296.00	68240	1700	20.7	37.3	T3B	224	101.6
25.0	-	-	-	-	OHX25034	OHX25036	11274.00	85300	2100	20.8	37.5	T3B	261	118.4
30.0	-	-	-	-	OHX30034	OHX30036	11967.00	102360	3000	17.5	31.5	T3B	261	118.4
35.0	-	-	-	-	OHX35034	OHX35036	12950.00	119420	3000	20.4	36.7	T3A	261	118.4

Options

Product # Kit	Product #		Price	Description
	Factory installed*	Ouellet Reference		
-	24	B	No Charge	Transformer and contactor for 24VAC (required for use with built-in or wall mount electronic thermostat)
-	DIS	D	2638.00	Built-in disconnect switch
-	T1	-	810.00	Explosion-proof built-in bi-metal thermostat, range 5 °C (40 °F) to 25 °C (80 °F)
-	T2 ³	-	986.00	Explosion-proof, electronic thermostat (low voltage), 5 °C (40 °F) to 25 °C (80 °F) (suitable for 24 volt control circuit only)
-	L	P	994.00	Pilot light "heat on"
-	FC	F	No Charge	Continuous fan operation
OUE-BTX2-15A-W-N-A	-	-	810.00	Explosion-proof, wall mount bi-metal thermostat, 5 °C (40 °F) to 25 °C (80 °F) (suitable for 24VAC or 120VAC control circuit)
OUE-XET1-1-W-N-A ³	-	-	986.00	Explosion-proof, electronic wall mount thermostat (low voltage), 5 °C (40 °F) to 25 °C (80 °F), (suitable for 24 volt control circuit only)
OUE-BLK1-W-N-A	-	-	321.00	Thermostat conversion kit allowing interchangeability from built-in thermostat to wall mount configuration
OUE-XDC-01	-	-	1939.00	Explosion-proof wall mount disconnect switch, 600V, 50A max
OHX-MS	-	-	273.00	Hanging mounting bracket, all models. Ideal and economical if adequate overhead structure exists. Requires 1/2 in. (12.5 mm) pipe, cut and threaded (min. Sch. 40) not supplied.
3-10kW 15-20kW 25-35kW				
OHX-MBX ⁴	-	-	412.00 412.00 412.00	Basic mounting bracket. Can be bolted or welded directly to structural steel or concrete.
OHX-MMX ⁴	-	-	495.00 495.00 495.00	Wall mounting bracket. Use in buildings that have substantial walls. The Z sections provide additional support where necessary.
OHX-MTX ⁴	-	-	495.00 495.00 495.00	Pipe mounting bracket. For buildings with insufficient strength to use other types of mounting brackets. Requires 3 in. (75 mm) pipe (3 1/2 in. [87.5 mm] O.D., min. Sch. 40) not supplied.
-	HCCX ^{4,5}	H1	2079.00 2263.00 2349.00	Heresite P-413 baked phenolic coating of heat exchanger core only
-	HCBX ^{4,5}	H2	3343.00 3796.00 4247.00	Heresite P-413 baked phenolic coating of louvers, fan blade, fan guard & cabinet parts
-	HCUX ^{4,5}	H3	4518.00 4972.00 5514.00	Heresite P-413 baked phenolic coating of heat exchanger core, louvers, fan blade, fan guard & cabinet parts

* For factory installed options, add the option number to the product number. See the **Product Code** section inside the front cover.

¹ Shipping weight.

² Temperature code: T3B = 165 °C (329 °F), T3A = 180 °C (356 °F).

³ Built-in transformer and contactor for 24VAC are required, add « -24 » to the product number.

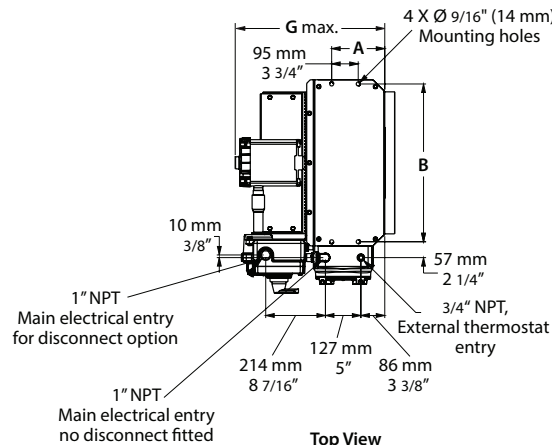
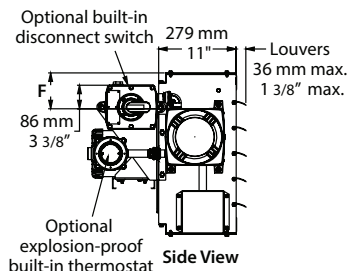
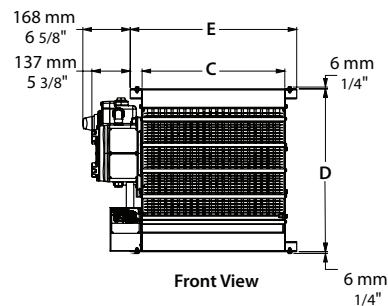
⁴ X = 1 (3 to 10kW units), 2 (15 to 20kW units), 3 (25 to 35kW units).

⁵ We do not Heresite coat the explosion-proof motor, control enclosure, aluminium conduit or any options such as disconnect or integral thermostat.

Allow additional 4 to 6 weeks lead time.

Standard color is red.

ATEX, IECEx and UKEX approved models available upon request, please contact our customer service.



Models	3 to 10kW	15 to 20kW	25 to 35kW
Fan	12" 305 mm	16" 406.4 mm	20" 508 mm
Dim.	in. (mm)	in. (mm)	in. (mm)
A	7.5 (191)	7.5 (191)	7.5 (191)
B	18.2 (462)	22.3 (566)	26.3 (668)
C	16.3 (414)	20.3 (516)	24.3 (617)
D	19.0 (483)	23.0 (584)	27.0 (686)
E	19.5 (495)	23.5 (597)	27.5 (699)
F	3.1 (79)	5.1 (130)	7.1 (180)
G	22.3 (566)	22.3 (566)	23.3 (592)